

ACURA MDX

year: 2007 →

programme №: 167

from: 2013-07-03

connector 15 pin														
OUT	OUT	OUT	OUT	OUT	OUT	OUT	OUT	OUT	OUT	OUT	OUT	OUT	OUT	OUT
Driver door sensor	Passengers door sensor	Trunk sense	Hood sense	Factory alarm++	Armed state	Lock factory remote	Unlock factory remote	Switches combination	Hand brake	Speed 10kmph	Engine run	Engine speed (RPM)	Ignition	Key in ignition
1	2	3	4	5	6	7	8	9	10	11	12	13	14	15
+	+	+	+	+	+	+	+	+	+	+	+	+	+	+

connector 8 pin							
+	-	CAN H	CAN L	CAN H	CAN L	OUT +/-	OUT +/-
PWR +12V	GND	CAN1-H	CAN1-L	CAN2-H	CAN2-L	Alter. control blinkers	Alt. contr. centr. lock.
1	2	3	4	5	6	7	8
+	+	+	+	+	+	+	+

connector 10 pin									
OUT	IN	IN	IN	IN	IN	IN	IN	IN	IN
Foot brake	Drivers door opening sim.	Stop engine	Start engine	Comfort closure	Trunk release	All doors unlock	Driver door unlock	All doors lock	Turn signal control
1	2	3	4	5	6	7	8	9	10
+	+	+	+	+	+	+	+	+	+

Contr. of factory alarm	Contr. c.lock. when ign.is on
+	+

Comments:

Switches:

ACURA RDX

year: 2010 →

with and without Keyless System

programme №: 113

from: 2013-07-03

connector 15 pin														
OUT	OUT	OUT	OUT	OUT	OUT	OUT	OUT	OUT	OUT	OUT	OUT	OUT	OUT	OUT
Driver door sensor	Passengers door sensor	Trunk sense	Hood sense	Factory alarm++	Armed state	Lock factory remote	Unlock factory remote	Switches combination	Hand brake	Speed 10kmph	Engine run	Engine speed (RPM)	Ignition	Key in ignition
1	2	3	4	5	6	7	8	9	10	11	12	13	14	15
+	+	+	+	+	+	+	+	+	+	+	+	+	+	+

connector 8 pin							
+	-	CAN H	CAN L	CAN H	CAN L	OUT +/-	OUT +/-
PWR +12V	GND	CAN1-H	CAN1-L	CAN2-H	CAN2-L	Alter. control blinkers	Alt. contr. centr. lock.
1	2	3	4	5	6	7	8
+	+	+	+	+	+	+	+

connector 10 pin									
OUT	IN	IN	IN	IN	IN	IN	IN	IN	IN
Foot brake	Drivers door opening sim.	Stop engine	Start engine	Comfort closure	Trunk release	All doors unlock	Driver door unlock	All doors lock	Turn signal control
1	2	3	4	5	6	7	8	9	10
+	+	+	+	+	+	+	+	+	+

Contr. of factory alarm	Contr. c.lock. when ign.is on
+	+

Comments: In European version may not work function "Turn signal control"; in version with factory security system function "Turn signal control" will control lights and siren.

Switches:

ACURA RDX

year: 2007 →

with and without Keyless System

programme №: 113

from: 2013-07-03

connector 15 pin														
OUT	OUT	OUT	OUT	OUT	OUT	OUT	OUT	OUT	OUT	OUT	OUT	OUT	OUT	OUT
Driver door sensor	Passengers door sensor	Trunk sense	Hood sense	Factory alarm++	Armed state	Lock factory remote	Unlock factory remote	Switches combination	Hand brake	Speed 10kmph	Engine run	Engine speed (RPM)	Ignition	Key in ignition
1	2	3	4	5	6	7	8	9	10	11	12	13	14	15
+	+	+	+	+	+	+	+	+	+	+	+	+	+	+

connector 8 pin							
+	-	CAN H	CAN L	CAN H	CAN L	OUT +/-	OUT +/-
PWR +12V	GND	CAN1-H	CAN1-L	CAN2-H	CAN2-L	Alter. control blinkers	Alt. contr. centr. lock.
1	2	3	4	5	6	7	8
+	+	+	+	+	+	+	+

connector 10 pin									
OUT	IN	IN	IN	IN	IN	IN	IN	IN	IN
Foot brake	Drivers door opening sim.	Stop engine	Start engine	Comfort closure	Trunk release	All doors unlock	Driver door unlock	All doors lock	Turn signal control
1	2	3	4	5	6	7	8	9	10
+	+	+	+	+	+	+	+	+	+

Contr. of factory alarm	Contr. c.lock. when ign.is on
+	+

Comments: In European version may not work function "Turn signal control"; in version with factory security system function "Turn signal control" will control lights and siren.

Switches:

ACURA TL

year: 2004 →

programme №: 167

from: 2013-07-03

connector 15 pin														
OUT	OUT	OUT	OUT	OUT	OUT	OUT	OUT	OUT	OUT	OUT	OUT	OUT	OUT	OUT
Driver door sensor	Passengers door sensor	Trunk sense	Hood sense	Factory alarm++	Armed state	Lock factory remote	Unlock factory remote	Switches combination	Hand brake	Speed 10kmph	Engine run	Engine speed (RPM)	Ignition	Key in ignition
1	2	3	4	5	6	7	8	9	10	11	12	13	14	15
+	+	+	+	+	+	+	+	+	+	+	+	+	+	+

connector 8 pin							
+	-	CAN H	CAN L	CAN H	CAN L	OUT +/-	OUT +/-
PWR +12V	GND	CAN1-H	CAN1-L	CAN2-H	CAN2-L	Alter. control blinkers	Alt. contr. centr. lock.
1	2	3	4	5	6	7	8
+	+	+	+	+	+	+	+

connector 10 pin									
OUT	IN	IN	IN	IN	IN	IN	IN	IN	IN
Foot brake	Drivers door opening sim.	Stop engine	Start engine	Comfort closure	Trunk release	All doors unlock	Driver door unlock	All doors lock	Turn signal control
1	2	3	4	5	6	7	8	9	10
+	+	+	+	+	+	+	+	+	+

Contr. of factory alarm	Contr. c.lock. when ign.is on
+	+

Comments: In European version may not work function "Turn signal control"; in version with factory security system function "Turn signal control" will control lights and siren.

Switches:

ACURA TSX

year: 2009 →

programme №: 169

from: 2013-07-03

connector 15 pin														
OUT	OUT	OUT	OUT	OUT	OUT	OUT	OUT	OUT	OUT	OUT	OUT	OUT	OUT	OUT
Driver door sensor	Passengers door sensor	Trunk sense	Hood sense	Factory alarm++	Armed state	Lock factory remote	Unlock factory remote	Switches combination	Hand brake	Speed 10kmph	Engine run	Engine speed (RPM)	Ignition	Key in ignition
1	2	3	4	5	6	7	8	9	10	11	12	13	14	15
+	+	+	+	+	+	+	+	+	+	+	+	+	+	+

connector 8 pin							
+	-	CAN H	CAN L	CAN H	CAN L	OUT +/-	OUT +/-
PWR +12V	GND	CAN1-H	CAN1-L	CAN2-H	CAN2-L	Alter. control blinkers	Alt. contr. centr. lock.
1	2	3	4	5	6	7	8
+	+	+	+	+	+	+	+

connector 10 pin									
OUT	IN	IN	IN	IN	IN	IN	IN	IN	IN
Foot brake	Drivers door opening sim.	Stop engine	Start engine	Comfort closure	Trunk release	All doors unlock	Driver door unlock	All doors lock	Turn signal control
1	2	3	4	5	6	7	8	9	10
+	+	+	+	+	+	+	+	+	+

Contr. of factory alarm	Contr. c.lock. when ign.is on
+	+

Comments:

Switches:

ACURA TSX year: 2004 → programme №: 167 from: 2013-07-03

connector 15 pin															connector 8 pin								connector 10 pin																															
OUT	OUT	OUT	OUT	OUT	OUT	OUT	OUT	OUT	OUT	OUT	OUT	OUT	OUT	OUT	+	-	CAN H	CAN L	CAN H	CAN L	OUT +/-	OUT +/-	OUT	IN	IN	IN	IN	IN	IN	IN	IN	IN	IN	IN																				
Driver door sensor	Passengers door sensor	Trunk sense	Hood sense	Factory alarm++	Armed state	Lock factory remote	Unlock factory remote	Switches combination	Hand brake	Speed 10kmph	Engine run	Engine speed (RPM)	Ignition	Key in ignition	PWR +12V	GND	CAN1-H	CAN1-L	CAN2-H	CAN2-L	Alter. control blinkers	Alt. contr. centr. lock.	Foot brake	Drivers door opening sim.	Stop engine	Start engine	Comfort closure	Trunk release	All doors unlock	Driver door unlock	All doors lock	Turn signal control	Contr. of factory alarm	Contr.c.lock. when ign.is on																				
1	2	3	4	5	6	7	8	9	10	11	12	13	14	15	1	2	3	4	5	6	7	8	1	2	3	4	5	6	7	8	9	10	+	+	+	+	+	+	+	+	+	+	+	+	+	+	+	+	+	+	+	+	+	+

Comments: In European version may not work function "Turn signal control"; in version with factory security system function "Turn signal control" will control lights and siren.

Switches:

ALFA ROMEO 147 year: 2005 → programme №: 128 from: 2013-07-03

connector 15 pin															connector 8 pin								connector 10 pin																															
OUT	OUT	OUT	OUT	OUT	OUT	OUT	OUT	OUT	OUT	OUT	OUT	OUT	OUT	OUT	+	-	CAN H	CAN L	CAN H	CAN L	OUT +/-	OUT +/-	OUT	IN	IN	IN	IN	IN	IN	IN	IN	IN	IN	IN																				
Driver door sensor	Passengers door sensor	Trunk sense	Hood sense	Factory alarm++	Armed state	Lock factory remote	Unlock factory remote	Switches combination	Hand brake	Speed 10kmph	Engine run	Engine speed (RPM)	Ignition	Key in ignition	PWR +12V	GND	CAN1-H	CAN1-L	CAN2-H	CAN2-L	Alter. control blinkers	Alt. contr. centr. lock.	Foot brake	Drivers door opening sim.	Stop engine	Start engine	Comfort closure	Trunk release	All doors unlock	Driver door unlock	All doors lock	Turn signal control	Contr. of factory alarm	Contr.c.lock. when ign.is on																				
1	2	3	4	5	6	7	8	9	10	11	12	13	14	15	1	2	3	4	5	6	7	8	1	2	3	4	5	6	7	8	9	10	+	+	+	+	+	+	+	+	+	+	+	+	+	+	+	+	+	+	+	+	+	+

Comments:

Switches:

ALFA ROMEO 159 year: 2005 → programme №: 128 from: 2013-07-03

connector 15 pin															connector 8 pin								connector 10 pin																															
OUT	OUT	OUT	OUT	OUT	OUT	OUT	OUT	OUT	OUT	OUT	OUT	OUT	OUT	OUT	+	-	CAN H	CAN L	CAN H	CAN L	OUT +/-	OUT +/-	OUT	IN	IN	IN	IN	IN	IN	IN	IN	IN	IN	IN																				
Driver door sensor	Passengers door sensor	Trunk sense	Hood sense	Factory alarm++	Armed state	Lock factory remote	Unlock factory remote	Switches combination	Hand brake	Speed 10kmph	Engine run	Engine speed (RPM)	Ignition	Key in ignition	PWR +12V	GND	CAN1-H	CAN1-L	CAN2-H	CAN2-L	Alter. control blinkers	Alt. contr. centr. lock.	Foot brake	Drivers door opening sim.	Stop engine	Start engine	Comfort closure	Trunk release	All doors unlock	Driver door unlock	All doors lock	Turn signal control	Contr. of factory alarm	Contr.c.lock. when ign.is on																				
1	2	3	4	5	6	7	8	9	10	11	12	13	14	15	1	2	3	4	5	6	7	8	1	2	3	4	5	6	7	8	9	10	+	+	+	+	+	+	+	+	+	+	+	+	+	+	+	+	+	+	+	+	+	+

Comments: For correct operation of "Driver door unlock" function, 2-stage opening of the central locking must be set in the MENU of car settings. Func. "Comfort closure" works only when the central lock is closed. Func. "Window roll-down" works only when the central lock is opened.

Switches:

ALFA ROMEO BRERA year: 2008 → programme №: 128 from: 2013-07-03

connector 15 pin															connector 8 pin								connector 10 pin																															
OUT	OUT	OUT	OUT	OUT	OUT	OUT	OUT	OUT	OUT	OUT	OUT	OUT	OUT	OUT	+	-	CAN H	CAN L	CAN H	CAN L	OUT +/-	OUT +/-	OUT	IN	IN	IN	IN	IN	IN	IN	IN	IN	IN	IN																				
Driver door sensor	Passengers door sensor	Trunk sense	Hood sense	Factory alarm++	Armed state	Lock factory remote	Unlock factory remote	Switches combination	Hand brake	Speed 10kmph	Engine run	Engine speed (RPM)	Ignition	Key in ignition	PWR +12V	GND	CAN1-H	CAN1-L	CAN2-H	CAN2-L	Alter. control blinkers	Alt. contr. centr. lock.	Foot brake	Drivers door opening sim.	Stop engine	Start engine	Comfort closure	Trunk release	All doors unlock	Driver door unlock	All doors lock	Turn signal control	Contr. of factory alarm	Contr.c.lock. when ign.is on																				
1	2	3	4	5	6	7	8	9	10	11	12	13	14	15	1	2	3	4	5	6	7	8	1	2	3	4	5	6	7	8	9	10	+	+	+	+	+	+	+	+	+	+	+	+	+	+	+	+	+	+	+	+	+	+

Comments: Func. "Driver door unlock" = func "All doors unlock"; Func. "Comfort closure" works only when the central lock is closed; Func. "Window roll-down" works only when the central lock is opened.

Switches:

ALFA ROMEO GIULIETTA year: 2010 → programme №: 127 from: 2013-03-13

connector 15 pin															connector 8 pin								connector 10 pin																															
OUT	OUT	OUT	OUT	OUT	OUT	OUT	OUT	OUT	OUT	OUT	OUT	OUT	OUT	OUT	+	-	CAN H	CAN L	CAN H	CAN L	OUT +/-	OUT +/-	OUT	IN	IN	IN	IN	IN	IN	IN	IN	IN	IN	IN																				
Driver door sensor	Passengers door sensor	Trunk sense	Hood sense	Factory alarm++	Armed state	Lock factory remote	Unlock factory remote	Switches combination	Hand brake	Speed 10kmph	Engine run	Engine speed (RPM)	Ignition	Key in ignition	PWR +12V	GND	CAN1-H	CAN1-L	CAN2-H	CAN2-L	Alter. control blinkers	Alt. contr. centr. lock.	Foot brake	Drivers door opening sim.	Stop engine	Start engine	Comfort closure	Trunk release	All doors unlock	Driver door unlock	All doors lock	Turn signal control	Contr. of factory alarm	Contr.c.lock. when ign.is on																				
1	2	3	4	5	6	7	8	9	10	11	12	13	14	15	1	2	3	4	5	6	7	8	1	2	3	4	5	6	7	8	9	10	+	+	+	+	+	+	+	+	+	+	+	+	+	+	+	+	+	+	+	+	+	+

Comments:

Switches:



ALFA ROMEO GT															year: 2005 →	programme No: 128	from: 2013-07-03																	
connector 15 pin															connector 8 pin					connector 10 pin														
OUT	OUT	OUT	OUT	OUT	OUT	OUT	OUT	OUT	OUT	OUT	OUT	OUT	OUT	OUT	+	-	CAN H	CAN L	CAN H	CAN L	OUT +/-	OUT +/-	OUT	IN	IN	IN	IN	IN	IN	IN	IN	IN		
Driver door sensor	Passengers door sensor	Trunk sense	Hood sense	Factory alarm++	Armed state	Lock factory remote	Unlock factory remote	Switches combination	Hand brake	Speed 10kmph	Engine run	Engine speed (RPM)	Ignition	Key in ignition	PWR +12V	GND	CAN1-H	CAN1-L	CAN2-H	CAN2-L	Alter. control blinkers	Alt. contr. centr. lock.	Foot brake	Drivers door opening sim.	Stop engine	Start engine	Comfort closure	Trunk release	All doors unlock	Driver door unlock	All doors lock	Turn signal control	Contr. of factory alarm	Contr.c.lock. when ign.is on
1	2	3	4	5	6	7	8	9	10	11	12	13	14	15	1	2	3	4	5	6	7	8	1	2	3	4	5	6	7	8	9	10		
+	+	+	-	+	-	-	-	+	+	-	+	+	+	+	+	+	+	+	-	-	+	+	+	+	+	+	+	+	+	+	+	+		
Comments:																																		
Switches:																																		



ALFA ROMEO MITO															year: 2009 →	programme No: 127	from: 2013-03-13																	
connector 15 pin															connector 8 pin					connector 10 pin														
OUT	OUT	OUT	OUT	OUT	OUT	OUT	OUT	OUT	OUT	OUT	OUT	OUT	OUT	OUT	+	-	CAN H	CAN L	CAN H	CAN L	OUT +/-	OUT +/-	OUT	IN	IN	IN	IN	IN	IN	IN	IN	IN		
Driver door sensor	Passengers door sensor	Trunk sense	Hood sense	Factory alarm++	Armed state	Lock factory remote	Unlock factory remote	Switches combination	Hand brake	Speed 10kmph	Engine run	Engine speed (RPM)	Ignition	Key in ignition	PWR +12V	GND	CAN1-H	CAN1-L	CAN2-H	CAN2-L	Alter. control blinkers	Alt. contr. centr. lock.	Foot brake	Drivers door opening sim.	Stop engine	Start engine	Comfort closure	Trunk release	All doors unlock	Driver door unlock	All doors lock	Turn signal control	Contr. of factory alarm	Contr.c.lock. when ign.is on
1	2	3	4	5	6	7	8	9	10	11	12	13	14	15	1	2	3	4	5	6	7	8	1	2	3	4	5	6	7	8	9	10		
+	+	+	-	+	-	-	-	+	+	-	+	+	+	+	+	+	+	+	-	-	+	+	+	+	+	+	+	+	+	+	+	+		
Comments:																																		
Switches:																																		



ASTON MARTIN VANTAGE V8															year: 2009 →	with and without Keyless System	programme No: 397	from: 2013-05-20																
connector 15 pin															connector 8 pin					connector 10 pin														
OUT	OUT	OUT	OUT	OUT	OUT	OUT	OUT	OUT	OUT	OUT	OUT	OUT	OUT	OUT	+	-	CAN H	CAN L	CAN H	CAN L	OUT +/-	OUT +/-	OUT	IN	IN	IN	IN	IN	IN	IN	IN	IN		
Driver door sensor	Passengers door sensor	Trunk sense	Hood sense	Factory alarm++	Armed state	Lock factory remote	Unlock factory remote	Switches combination	Hand brake	Speed 10kmph	Engine run	Engine speed (RPM)	Ignition	Key in ignition	PWR +12V	GND	CAN1-H	CAN1-L	CAN2-H	CAN2-L	Alter. control blinkers	Alt. contr. centr. lock.	Foot brake	Drivers door opening sim.	Stop engine	Start engine	Comfort closure	Trunk release	All doors unlock	Driver door unlock	All doors lock	Turn signal control	Contr. of factory alarm	Contr.c.lock. when ign.is on
1	2	3	4	5	6	7	8	9	10	11	12	13	14	15	1	2	3	4	5	6	7	8	1	2	3	4	5	6	7	8	9	10		
+	+	+	+	+	+	+	+	+	+	+	+	+	+	+	+	+	+	+	+	+	+	+	+	+	+	+	+	+	+	+	+	+		
Comments:																																		
Switches:																																		


AUDI A1 (8X)															year: 2010 →	with and without Keyless System	programme No: 173	from: 2013-06-25																
connector 15 pin															connector 8 pin					connector 10 pin														
OUT	OUT	OUT	OUT	OUT	OUT	OUT	OUT	OUT	OUT	OUT	OUT	OUT	OUT	OUT	+	-	CAN H	CAN L	CAN H	CAN L	OUT +/-	OUT +/-	OUT	IN	IN	IN	IN	IN	IN	IN	IN	IN		
Driver door sensor	Passengers door sensor	Trunk sense	Hood sense	Factory alarm++	Armed state	Lock factory remote	Unlock factory remote	Switches combination	Hand brake	Speed 10kmph	Engine run	Engine speed (RPM)	Ignition	Key in ignition	PWR +12V	GND	CAN1-H	CAN1-L	CAN2-H	CAN2-L	Alter. control blinkers	Alt. contr. centr. lock.	Foot brake	Drivers door opening sim.	Stop engine	Start engine	Comfort closure	Trunk release	All doors unlock	Driver door unlock	All doors lock	Turn signal control	Contr. of factory alarm	Contr.c.lock. when ign.is on
1	2	3	4	5	6	7	8	9	10	11	12	13	14	15	1	2	3	4	5	6	7	8	1	2	3	4	5	6	7	8	9	10		
+	+	+	+	+	+	+	+	+	+	+	+	+	+	+	+	+	+	+	+	+	+	+	+	+	+	+	+	+	+	+	+	+		
Comments: Function "Trunk release" works only with central locking opened.																																		
Switches:																																		



AUDI A3 / S3 (8P)															year: 2010 →	with and without Keyless System	programme No: 173	from: 2013-06-25																
connector 15 pin															connector 8 pin					connector 10 pin														
OUT	OUT	OUT	OUT	OUT	OUT	OUT	OUT	OUT	OUT	OUT	OUT	OUT	OUT	OUT	+	-	CAN H	CAN L	CAN H	CAN L	OUT +/-	OUT +/-	OUT	IN	IN	IN	IN	IN	IN	IN	IN	IN		
Driver door sensor	Passengers door sensor	Trunk sense	Hood sense	Factory alarm++	Armed state	Lock factory remote	Unlock factory remote	Switches combination	Hand brake	Speed 10kmph	Engine run	Engine speed (RPM)	Ignition	Key in ignition	PWR +12V	GND	CAN1-H	CAN1-L	CAN2-H	CAN2-L	Alter. control blinkers	Alt. contr. centr. lock.	Foot brake	Drivers door opening sim.	Stop engine	Start engine	Comfort closure	Trunk release	All doors unlock	Driver door unlock	All doors lock	Turn signal control	Contr. of factory alarm	Contr.c.lock. when ign.is on
1	2	3	4	5	6	7	8	9	10	11	12	13	14	15	1	2	3	4	5	6	7	8	1	2	3	4	5	6	7	8	9	10		
+	+	+	+	+	+	+	+	+	+	+	+	+	+	+	+	+	+	+	+	+	+	+	+	+	+	+	+	+	+	+	+	+		
Comments: Function "Trunk release" works only with central locking opened.																																		
Switches:																																		

AUDI A3 / S3 (8P)															year: 2003 →	programme №: 136	from: 2013-03-13																	
connector 15 pin															connector 8 pin					connector 10 pin														
OUT	OUT	OUT	OUT	OUT	OUT	OUT	OUT	OUT	OUT	OUT	OUT	OUT	OUT	OUT	+	-	CAN H	CAN L	CAN H	CAN L	OUT +/-	OUT +/-	OUT	IN	IN	IN	IN	IN	IN	IN	IN	IN	Contr. of factory alarm	Contr.c.lock. when ign.is on
Driver door sensor	Passengers door sensor	Trunk sense	Hood sense	Factory alarm++	Armed state	Lock factory remote	Unlock factory remote	Switches combination	Hand brake	Speed 10kmph	Engine run	Engine speed (RPM)	Ignition	Key in ignition	PWR +12V	GND	CAN1-H	CAN1-L	CAN2-H	CAN2-L	Alter. control blinkers	Alt. contr. centr. lock.	Foot brake	Drivers door opening sim.	Stop engine	Start engine	Comfort closure	Trunk release	All doors unlock	Driver door unlock	All doors lock	Turn signal control		
1	2	3	4	5	6	7	8	9	10	11	12	13	14	15	1	2	3	4	5	6	7	8	1	2	3	4	5	6	7	8	9	10		
+	+	+	+	+	+	+	+	+	+	+	+	+	+	+	+	+	+	+	+	+	+	+	+	+	+	+	+	+	+	+	+	+		
Comments:																																		
Switches:  																																		

AUDI A4 / S4 (8K)															year: 2008 →	with and without Keyless System	programme №: 158	from: 2013-05-29																
connector 15 pin															connector 8 pin					connector 10 pin														
OUT	OUT	OUT	OUT	OUT	OUT	OUT	OUT	OUT	OUT	OUT	OUT	OUT	OUT	OUT	+	-	CAN H	CAN L	CAN H	CAN L	OUT +/-	OUT +/-	OUT	IN	IN	IN	IN	IN	IN	IN	IN	IN	Contr. of factory alarm	Contr.c.lock. when ign.is on
Driver door sensor	Passengers door sensor	Trunk sense	Hood sense	Factory alarm++	Armed state	Lock factory remote	Unlock factory remote	Switches combination	Hand brake	Speed 10kmph	Engine run	Engine speed (RPM)	Ignition	Key in ignition	PWR +12V	GND	CAN1-H	CAN1-L	CAN2-H	CAN2-L	Alter. control blinkers	Alt. contr. centr. lock.	Foot brake	Drivers door opening sim.	Stop engine	Start engine	Comfort closure	Trunk release	All doors unlock	Driver door unlock	All doors lock	Turn signal control		
1	2	3	4	5	6	7	8	9	10	11	12	13	14	15	1	2	3	4	5	6	7	8	1	2	3	4	5	6	7	8	9	10		
+	+	+	+	+	+	+	+	+	+	+	+	+	+	+	+	+	+	+	+	+	+	+	+	+	+	+	+	+	+	+	+	+		
Comments:															When the car is closed with factory remote control, "Trunk release" & "All doors unlock" function does not work.																			
Switches:  																																		

AUDI A4 / S4 (8E)															year: 2005 →	programme №: 132	from: 2013-03-13																	
connector 15 pin															connector 8 pin					connector 10 pin														
OUT	OUT	OUT	OUT	OUT	OUT	OUT	OUT	OUT	OUT	OUT	OUT	OUT	OUT	OUT	+	-	CAN H	CAN L	CAN H	CAN L	OUT +/-	OUT +/-	OUT	IN	IN	IN	IN	IN	IN	IN	IN	IN	Contr. of factory alarm	Contr.c.lock. when ign.is on
Driver door sensor	Passengers door sensor	Trunk sense	Hood sense	Factory alarm++	Armed state	Lock factory remote	Unlock factory remote	Switches combination	Hand brake	Speed 10kmph	Engine run	Engine speed (RPM)	Ignition	Key in ignition	PWR +12V	GND	CAN1-H	CAN1-L	CAN2-H	CAN2-L	Alter. control blinkers	Alt. contr. centr. lock.	Foot brake	Drivers door opening sim.	Stop engine	Start engine	Comfort closure	Trunk release	All doors unlock	Driver door unlock	All doors lock	Turn signal control		
1	2	3	4	5	6	7	8	9	10	11	12	13	14	15	1	2	3	4	5	6	7	8	1	2	3	4	5	6	7	8	9	10		
+	+	+	+	+	+	+	+	+	+	+	+	+	+	+	+	+	+	+	+	+	+	+	+	+	+	+	+	+	+	+	+	+		
Comments:																																		
Switches:  																																		

AUDI A4 / S4 (8E)															year: 2001 →	programme №: 132	from: 2013-03-13																	
connector 15 pin															connector 8 pin					connector 10 pin														
OUT	OUT	OUT	OUT	OUT	OUT	OUT	OUT	OUT	OUT	OUT	OUT	OUT	OUT	OUT	+	-	CAN H	CAN L	CAN H	CAN L	OUT +/-	OUT +/-	OUT	IN	IN	IN	IN	IN	IN	IN	IN	IN	Contr. of factory alarm	Contr.c.lock. when ign.is on
Driver door sensor	Passengers door sensor	Trunk sense	Hood sense	Factory alarm++	Armed state	Lock factory remote	Unlock factory remote	Switches combination	Hand brake	Speed 10kmph	Engine run	Engine speed (RPM)	Ignition	Key in ignition	PWR +12V	GND	CAN1-H	CAN1-L	CAN2-H	CAN2-L	Alter. control blinkers	Alt. contr. centr. lock.	Foot brake	Drivers door opening sim.	Stop engine	Start engine	Comfort closure	Trunk release	All doors unlock	Driver door unlock	All doors lock	Turn signal control		
1	2	3	4	5	6	7	8	9	10	11	12	13	14	15	1	2	3	4	5	6	7	8	1	2	3	4	5	6	7	8	9	10		
+	+	+	+	+	+	+	+	+	+	+	+	+	+	+	+	+	+	+	+	+	+	+	+	+	+	+	+	+	+	+	+	+		
Comments:																																		
Switches: 																																		

AUDI A5 / S5 (8T)															year: 2007 →	with and without Keyless System	programme №: 158	from: 2013-05-29																
connector 15 pin															connector 8 pin					connector 10 pin														
OUT	OUT	OUT	OUT	OUT	OUT	OUT	OUT	OUT	OUT	OUT	OUT	OUT	OUT	OUT	+	-	CAN H	CAN L	CAN H	CAN L	OUT +/-	OUT +/-	OUT	IN	IN	IN	IN	IN	IN	IN	IN	IN	Contr. of factory alarm	Contr.c.lock. when ign.is on
Driver door sensor	Passengers door sensor	Trunk sense	Hood sense	Factory alarm++	Armed state	Lock factory remote	Unlock factory remote	Switches combination	Hand brake	Speed 10kmph	Engine run	Engine speed (RPM)	Ignition	Key in ignition	PWR +12V	GND	CAN1-H	CAN1-L	CAN2-H	CAN2-L	Alter. control blinkers	Alt. contr. centr. lock.	Foot brake	Drivers door opening sim.	Stop engine	Start engine	Comfort closure	Trunk release	All doors unlock	Driver door unlock	All doors lock	Turn signal control		
1	2	3	4	5	6	7	8	9	10	11	12	13	14	15	1	2	3	4	5	6	7	8	1	2	3	4	5	6	7	8	9	10		
+	+	+	+	+	+	+	+	+	+	+	+	+	+	+	+	+	+	+	+	+	+	+	+	+	+	+	+	+	+	+	+	+		
Comments:															When the car is closed with factory remote control, "Trunk release" & "All doors unlock" function does not work.																			
Switches:  																																		

AUDI A6 (4G)															year: 2011 →		with and without Keyless System		programme No: 273		from: 2013-03-13											
connector 15 pin															connector 8 pin								connector 10 pin									
OUT	OUT	OUT	OUT	OUT	OUT	OUT	OUT	OUT	OUT	OUT	OUT	OUT	OUT	OUT	+	-	CAN H	CAN L	CAN H	CAN L	OUT +/-	OUT +/-	OUT	IN	IN	IN	IN	IN	IN	IN	IN	IN
Driver door sensor	Passengers door sensor	Trunk sense	Hood sense	Factory alarm++	Armed state	Lock factory remote	Unlock factory remote	Switches combination	Hand brake	Speed 10kmph	Engine run	Engine speed (RPM)	Ignition	Key in ignition	PWR +12V	GND	CAN1-H	CAN1-L	CAN2-H	CAN2-L	Alter. control blinkers	Alt. contr. centr. lock.	Foot brake	Drivers door opening sim.	Stop engine	Start engine	Comfort closure	Trunk release	All doors unlock	Driver door unlock	All doors lock	Turn signal control
1	2	3	4	5	6	7	8	9	10	11	12	13	14	15	1	2	3	4	5	6	7	8	1	2	3	4	5	6	7	8	9	10
+	+	+	+	+	+	+	+	+	+	+	+	+	+	+	+	+	+	+	+	+	+	+	+	+	+	+	+	+	+	+	+	+

Comments: When the car is closed with factory remote control, "Trunk release" & "All doors unlock" function does not work.

Switches:

AUDI A6 (4B)															year: 1998 →		programme No: 262		from: 2013-03-13													
connector 15 pin															connector 8 pin								connector 10 pin									
OUT	OUT	OUT	OUT	OUT	OUT	OUT	OUT	OUT	OUT	OUT	OUT	OUT	OUT	OUT	+	-	CAN H	CAN L	CAN H	CAN L	OUT +/-	OUT +/-	OUT	IN	IN	IN	IN	IN	IN	IN	IN	IN
Driver door sensor	Passengers door sensor	Trunk sense	Hood sense	Factory alarm++	Armed state	Lock factory remote	Unlock factory remote	Switches combination	Hand brake	Speed 10kmph	Engine run	Engine speed (RPM)	Ignition	Key in ignition	PWR +12V	GND	CAN1-H	CAN1-L	CAN2-H	CAN2-L	Alter. control blinkers	Alt. contr. centr. lock.	Foot brake	Drivers door opening sim.	Stop engine	Start engine	Comfort closure	Trunk release	All doors unlock	Driver door unlock	All doors lock	Turn signal control
1	2	3	4	5	6	7	8	9	10	11	12	13	14	15	1	2	3	4	5	6	7	8	1	2	3	4	5	6	7	8	9	10
+	+	+	+	+	+	+	+	+	+	+	+	+	+	+	+	+	+	+	+	+	+	+	+	+	+	+	+	+	+	+	+	+

Comments:

Switches:

AUDI A6 / S6 / RS6 (4F)															year: 2005 →		with and without Keyless System		programme No: 131		from: 2013-04-12											
connector 15 pin															connector 8 pin								connector 10 pin									
OUT	OUT	OUT	OUT	OUT	OUT	OUT	OUT	OUT	OUT	OUT	OUT	OUT	OUT	OUT	+	-	CAN H	CAN L	CAN H	CAN L	OUT +/-	OUT +/-	OUT	IN	IN	IN	IN	IN	IN	IN	IN	IN
Driver door sensor	Passengers door sensor	Trunk sense	Hood sense	Factory alarm++	Armed state	Lock factory remote	Unlock factory remote	Switches combination	Hand brake	Speed 10kmph	Engine run	Engine speed (RPM)	Ignition	Key in ignition	PWR +12V	GND	CAN1-H	CAN1-L	CAN2-H	CAN2-L	Alter. control blinkers	Alt. contr. centr. lock.	Foot brake	Drivers door opening sim.	Stop engine	Start engine	Comfort closure	Trunk release	All doors unlock	Driver door unlock	All doors lock	Turn signal control
1	2	3	4	5	6	7	8	9	10	11	12	13	14	15	1	2	3	4	5	6	7	8	1	2	3	4	5	6	7	8	9	10
+	+	+	+	+	+	+	+	+	+	+	+	+	+	+	+	+	+	+	+	+	+	+	+	+	+	+	+	+	+	+	+	+

Comments:

Switches:

AUDI A7 (4G)															year: 2010 →		with and without Keyless System		programme No: 273		from: 2013-03-13											
connector 15 pin															connector 8 pin								connector 10 pin									
OUT	OUT	OUT	OUT	OUT	OUT	OUT	OUT	OUT	OUT	OUT	OUT	OUT	OUT	OUT	+	-	CAN H	CAN L	CAN H	CAN L	OUT +/-	OUT +/-	OUT	IN	IN	IN	IN	IN	IN	IN	IN	IN
Driver door sensor	Passengers door sensor	Trunk sense	Hood sense	Factory alarm++	Armed state	Lock factory remote	Unlock factory remote	Switches combination	Hand brake	Speed 10kmph	Engine run	Engine speed (RPM)	Ignition	Key in ignition	PWR +12V	GND	CAN1-H	CAN1-L	CAN2-H	CAN2-L	Alter. control blinkers	Alt. contr. centr. lock.	Foot brake	Drivers door opening sim.	Stop engine	Start engine	Comfort closure	Trunk release	All doors unlock	Driver door unlock	All doors lock	Turn signal control
1	2	3	4	5	6	7	8	9	10	11	12	13	14	15	1	2	3	4	5	6	7	8	1	2	3	4	5	6	7	8	9	10
+	+	+	+	+	+	+	+	+	+	+	+	+	+	+	+	+	+	+	+	+	+	+	+	+	+	+	+	+	+	+	+	+



Comments: When the car is closed with factory remote control, "Trunk release" & "All doors unlock" function does not work.



Switches:



AUDI A8 (4H)															year: 2010 →		with and without Keyless System		programme No: 273		from: 2013-03-13											
connector 15 pin															connector 8 pin								connector 10 pin									
OUT	OUT	OUT	OUT	OUT	OUT	OUT	OUT	OUT	OUT	OUT	OUT	OUT	OUT	OUT	+	-	CAN H	CAN L	CAN H	CAN L	OUT +/-	OUT +/-	OUT	IN	IN	IN	IN	IN	IN	IN	IN	IN
Driver door sensor	Passengers door sensor	Trunk sense	Hood sense	Factory alarm++	Armed state	Lock factory remote	Unlock factory remote	Switches combination	Hand brake	Speed 10kmph	Engine run	Engine speed (RPM)	Ignition	Key in ignition	PWR +12V	GND	CAN1-H	CAN1-L	CAN2-H	CAN2-L	Alter. control blinkers	Alt. contr. centr. lock.	Foot brake	Drivers door opening sim.	Stop engine	Start engine	Comfort closure	Trunk release	All doors unlock	Driver door unlock	All doors lock	Turn signal control
1	2	3	4	5	6	7	8	9	10	11	12	13	14	15	1	2	3	4	5	6	7	8	1	2	3	4	5	6	7	8	9	10
+	+	+	+	+	+	+	+	+	+	+	+	+	+	+	+	+	+	+	+	+	+	+	+	+	+	+	+	+	+	+	+	+



Comments: When the car is closed with factory remote control, "Trunk release" & "All doors unlock" function does not work.



Switches:

AUDI A8 / S8 (4E)															year: 2003 →	with and without Keyless System								programme No: 171	from: 2013-03-13												
connector 15 pin															connector 8 pin								connector 10 pin														
OUT	OUT	OUT	OUT	OUT	OUT	OUT	OUT	OUT	OUT	OUT	OUT	OUT	OUT	OUT	+	-	CAN H	CAN L	CAN H	CAN L	OUT +/-	OUT +/-	OUT	IN	IN	IN	IN	IN	IN	IN	IN	IN	IN	IN			
Driver door sensor	Passengers door sensor	Trunk sense	Hood sense	Factory alarm++	Armed state	Lock factory remote	Unlock factory remote	Switches combination	Hand brake	Speed 10kmph	Engine run	Engine speed (RPM)	Ignition	Key in ignition	PWR +12V	GND	CAN1-H	CAN1-L	CAN2-H	CAN2-L	Alter. control blinkers	Alt. contr. centr. lock.	Foot brake	Drivers door opening sim.	Stop engine	Start engine	Comfort closure	Trunk release	All doors unlock	Driver door unlock	All doors lock	Turn signal control					
1	2	3	4	5	6	7	8	9	10	11	12	13	14	15	1	2	3	4	5	6	7	8	1	2	3	4	5	6	7	8	9	10					
+	+	+	+	+	+	+	+	+	+	+	+	+	+	+	+	+	+	+	+	+	+	+	+	+	+	+	+	+	+	+	+	+					
Comments:																																					
Switches:  																																					

AUDI ALLROAD (4F)															year: 2006 →	with and without Keyless System								programme No: 131	from: 2013-04-12												
connector 15 pin															connector 8 pin								connector 10 pin														
OUT	OUT	OUT	OUT	OUT	OUT	OUT	OUT	OUT	OUT	OUT	OUT	OUT	OUT	OUT	+	-	CAN H	CAN L	CAN H	CAN L	OUT +/-	OUT +/-	OUT	IN	IN	IN	IN	IN	IN	IN	IN	IN	IN				
Driver door sensor	Passengers door sensor	Trunk sense	Hood sense	Factory alarm++	Armed state	Lock factory remote	Unlock factory remote	Switches combination	Hand brake	Speed 10kmph	Engine run	Engine speed (RPM)	Ignition	Key in ignition	PWR +12V	GND	CAN1-H	CAN1-L	CAN2-H	CAN2-L	Alter. control blinkers	Alt. contr. centr. lock.	Foot brake	Drivers door opening sim.	Stop engine	Start engine	Comfort closure	Trunk release	All doors unlock	Driver door unlock	All doors lock	Turn signal control					
1	2	3	4	5	6	7	8	9	10	11	12	13	14	15	1	2	3	4	5	6	7	8	1	2	3	4	5	6	7	8	9	10					
+	+	+	+	+	+	+	+	+	+	+	+	+	+	+	+	+	+	+	+	+	+	+	+	+	+	+	+	+	+	+	+	+					
Comments:																																					
Switches:  																																					

AUDI Q5 (8R)															year: 2008 →	with and without Keyless System								programme No: 158	from: 2013-05-29												
connector 15 pin															connector 8 pin								connector 10 pin														
OUT	OUT	OUT	OUT	OUT	OUT	OUT	OUT	OUT	OUT	OUT	OUT	OUT	OUT	OUT	+	-	CAN H	CAN L	CAN H	CAN L	OUT +/-	OUT +/-	OUT	IN	IN	IN	IN	IN	IN	IN	IN	IN	IN				
Driver door sensor	Passengers door sensor	Trunk sense	Hood sense	Factory alarm++	Armed state	Lock factory remote	Unlock factory remote	Switches combination	Hand brake	Speed 10kmph	Engine run	Engine speed (RPM)	Ignition	Key in ignition	PWR +12V	GND	CAN1-H	CAN1-L	CAN2-H	CAN2-L	Alter. control blinkers	Alt. contr. centr. lock.	Foot brake	Drivers door opening sim.	Stop engine	Start engine	Comfort closure	Trunk release	All doors unlock	Driver door unlock	All doors lock	Turn signal control					
1	2	3	4	5	6	7	8	9	10	11	12	13	14	15	1	2	3	4	5	6	7	8	1	2	3	4	5	6	7	8	9	10					
+	+	+	+	+	+	+	+	+	+	+	+	+	+	+	+	+	+	+	+	+	+	+	+	+	+	+	+	+	+	+	+	+					
Comments:															When the car is closed with factory remote control, "Trunk release" & "All doors unlock" function does not work.																						
Switches:  																																					

AUDI Q7 (4L)															year: 2005 →	with and without Keyless System								programme No: 131	from: 2013-04-12												
connector 15 pin															connector 8 pin								connector 10 pin														
OUT	OUT	OUT	OUT	OUT	OUT	OUT	OUT	OUT	OUT	OUT	OUT	OUT	OUT	OUT	+	-	CAN H	CAN L	CAN H	CAN L	OUT +/-	OUT +/-	OUT	IN	IN	IN	IN	IN	IN	IN	IN	IN	IN				
Driver door sensor	Passengers door sensor	Trunk sense	Hood sense	Factory alarm++	Armed state	Lock factory remote	Unlock factory remote	Switches combination	Hand brake	Speed 10kmph	Engine run	Engine speed (RPM)	Ignition	Key in ignition	PWR +12V	GND	CAN1-H	CAN1-L	CAN2-H	CAN2-L	Alter. control blinkers	Alt. contr. centr. lock.	Foot brake	Drivers door opening sim.	Stop engine	Start engine	Comfort closure	Trunk release	All doors unlock	Driver door unlock	All doors lock	Turn signal control					
1	2	3	4	5	6	7	8	9	10	11	12	13	14	15	1	2	3	4	5	6	7	8	1	2	3	4	5	6	7	8	9	10					
+	+	+	+	+	+	+	+	+	+	+	+	+	+	+	+	+	+	+	+	+	+	+	+	+	+	+	+	+	+	+	+	+					
Comments:																																					
Switches:  																																					

AUDI R8 (42)															year: 2008 →	with and without Keyless System								programme No: 111	from: 2013-03-13												
connector 15 pin															connector 8 pin								connector 10 pin														
OUT	OUT	OUT	OUT	OUT	OUT	OUT	OUT	OUT	OUT	OUT	OUT	OUT	OUT	OUT	+	-	CAN H	CAN L	CAN H	CAN L	OUT +/-	OUT +/-	OUT	IN	IN	IN	IN	IN	IN	IN	IN	IN	IN				
Driver door sensor	Passengers door sensor	Trunk sense	Hood sense	Factory alarm++	Armed state	Lock factory remote	Unlock factory remote	Switches combination	Hand brake	Speed 10kmph	Engine run	Engine speed (RPM)	Ignition	Key in ignition	PWR +12V	GND	CAN1-H	CAN1-L	CAN2-H	CAN2-L	Alter. control blinkers	Alt. contr. centr. lock.	Foot brake	Drivers door opening sim.	Stop engine	Start engine	Comfort closure	Trunk release	All doors unlock	Driver door unlock	All doors lock	Turn signal control					
1	2	3	4	5	6	7	8	9	10	11	12	13	14	15	1	2	3	4	5	6	7	8	1	2	3	4	5	6	7	8	9	10					
+	+	+	+	+	+	+	+	+	+	+	+	+	+	+	+	+	+	+	+	+	+	+	+	+	+	+	+	+	+	+	+	+					
Comments:															Function "Trunk release" works only with central locking opened.																						
Switches:  																																					

AUDI TT (8J)															year: 2010 →	with and without Keyless System								programme No: 173	from: 2013-06-25																													
connector 15 pin															connector 8 pin								connector 10 pin																															
OUT	OUT	OUT	OUT	OUT	OUT	OUT	OUT	OUT	OUT	OUT	OUT	OUT	OUT	OUT	+	-	CAN H	CAN L	CAN H	CAN L	OUT +/-	OUT +/-	OUT	IN	IN	IN	IN	IN	IN	IN	IN	IN	IN	IN																				
Driver door sensor	Passengers door sensor	Trunk sense	Hood sense	Factory alarm++	Armed state	Lock factory remote	Unlock factory remote	Switches combination	Hand brake	Speed 10kmph	Engine run	Engine speed (RPM)	Ignition	Key in ignition	PWR +12V	GND	CAN1-H	CAN1-L	CAN2-H	CAN2-L	Alter. control blinkers	Alt. contr. centr. lock.	Foot brake	Drivers door opening sim.	Stop engine	Start engine	Comfort closure	Trunk release	All doors unlock	Driver door unlock	All doors lock	Turn signal control	Contr. of factory alarm	Contr.c.lock. when ign.is on																				
1	2	3	4	5	6	7	8	9	10	11	12	13	14	15	1	2	3	4	5	6	7	8	1	2	3	4	5	6	7	8	9	10	+	+	+	+	+	+	+	+	+	+	+	+	+	+	+	+	+	+	+	+	+	+

Comments: Function "Trunk release" works only with central locking opened.

Switches:

AUDI TT / TTS (8J)															year: 2006 →	with and without Keyless System								programme No: 111	from: 2013-03-13																													
connector 15 pin															connector 8 pin								connector 10 pin																															
OUT	OUT	OUT	OUT	OUT	OUT	OUT	OUT	OUT	OUT	OUT	OUT	OUT	OUT	OUT	+	-	CAN H	CAN L	CAN H	CAN L	OUT +/-	OUT +/-	OUT	IN	IN	IN	IN	IN	IN	IN	IN	IN	IN	IN																				
Driver door sensor	Passengers door sensor	Trunk sense	Hood sense	Factory alarm++	Armed state	Lock factory remote	Unlock factory remote	Switches combination	Hand brake	Speed 10kmph	Engine run	Engine speed (RPM)	Ignition	Key in ignition	PWR +12V	GND	CAN1-H	CAN1-L	CAN2-H	CAN2-L	Alter. control blinkers	Alt. contr. centr. lock.	Foot brake	Drivers door opening sim.	Stop engine	Start engine	Comfort closure	Trunk release	All doors unlock	Driver door unlock	All doors lock	Turn signal control	Contr. of factory alarm	Contr.c.lock. when ign.is on																				
1	2	3	4	5	6	7	8	9	10	11	12	13	14	15	1	2	3	4	5	6	7	8	1	2	3	4	5	6	7	8	9	10	+	+	+	+	+	+	+	+	+	+	+	+	+	+	+	+	+	+	+	+	+	+

Comments: Function "Trunk release" works only with central locking opened.

Switches:

BENTLEY CONTINENTAL GT (3W)															year: 2005 →	with and without Keyless System								programme No: 211	from: 2013-03-13																													
connector 15 pin															connector 8 pin								connector 10 pin																															
OUT	OUT	OUT	OUT	OUT	OUT	OUT	OUT	OUT	OUT	OUT	OUT	OUT	OUT	OUT	+	-	CAN H	CAN L	CAN H	CAN L	OUT +/-	OUT +/-	OUT	IN	IN	IN	IN	IN	IN	IN	IN	IN	IN	IN																				
Driver door sensor	Passengers door sensor	Trunk sense	Hood sense	Factory alarm++	Armed state	Lock factory remote	Unlock factory remote	Switches combination	Hand brake	Speed 10kmph	Engine run	Engine speed (RPM)	Ignition	Key in ignition	PWR +12V	GND	CAN1-H	CAN1-L	CAN2-H	CAN2-L	Alter. control blinkers	Alt. contr. centr. lock.	Foot brake	Drivers door opening sim.	Stop engine	Start engine	Comfort closure	Trunk release	All doors unlock	Driver door unlock	All doors lock	Turn signal control	Contr. of factory alarm	Contr.c.lock. when ign.is on																				
1	2	3	4	5	6	7	8	9	10	11	12	13	14	15	1	2	3	4	5	6	7	8	1	2	3	4	5	6	7	8	9	10	+	+	+	+	+	+	+	+	+	+	+	+	+	+	+	+	+	+	+	+	+	+

Comments:

Switches:

BMW 1 (F20)															year: 2011 →	with and without Keyless System								programme No: 275	from: 2013-07-10																													
connector 15 pin															connector 8 pin								connector 10 pin																															
OUT	OUT	OUT	OUT	OUT	OUT	OUT	OUT	OUT	OUT	OUT	OUT	OUT	OUT	OUT	+	-	CAN H	CAN L	CAN H	CAN L	OUT +/-	OUT +/-	OUT	IN	IN	IN	IN	IN	IN	IN	IN	IN	IN	IN																				
Driver door sensor	Passengers door sensor	Trunk sense	Hood sense	Factory alarm++	Armed state	Lock factory remote	Unlock factory remote	Switches combination	Hand brake	Speed 10kmph	Engine run	Engine speed (RPM)	Ignition	Key in ignition	PWR +12V	GND	CAN1-H	CAN1-L	CAN2-H	CAN2-L	Alter. control blinkers	Alt. contr. centr. lock.	Foot brake	Drivers door opening sim.	Stop engine	Start engine	Comfort closure	Trunk release	All doors unlock	Driver door unlock	All doors lock	Turn signal control	Contr. of factory alarm	Contr.c.lock. when ign.is on																				
1	2	3	4	5	6	7	8	9	10	11	12	13	14	15	1	2	3	4	5	6	7	8	1	2	3	4	5	6	7	8	9	10	+	+	+	+	+	+	+	+	+	+	+	+	+	+	+	+	+	+	+	+	+	+

Comments:

Switches:

BMW 1 (E81 / E82 / E87 / E88)															year: 2004 →	with and without Keyless System								programme No: 118	from: 2013-05-16																													
connector 15 pin															connector 8 pin								connector 10 pin																															
OUT	OUT	OUT	OUT	OUT	OUT	OUT	OUT	OUT	OUT	OUT	OUT	OUT	OUT	OUT	+	-	CAN H	CAN L	CAN H	CAN L	OUT +/-	OUT +/-	OUT	IN	IN	IN	IN	IN	IN	IN	IN	IN	IN	IN																				
Driver door sensor	Passengers door sensor	Trunk sense	Hood sense	Factory alarm++	Armed state	Lock factory remote	Unlock factory remote	Switches combination	Hand brake	Speed 10kmph	Engine run	Engine speed (RPM)	Ignition	Key in ignition	PWR +12V	GND	CAN1-H	CAN1-L	CAN2-H	CAN2-L	Alter. control blinkers	Alt. contr. centr. lock.	Foot brake	Drivers door opening sim.	Stop engine	Start engine	Comfort closure	Trunk release	All doors unlock	Driver door unlock	All doors lock	Turn signal control	Contr. of factory alarm	Contr.c.lock. when ign.is on																				
1	2	3	4	5	6	7	8	9	10	11	12	13	14	15	1	2	3	4	5	6	7	8	1	2	3	4	5	6	7	8	9	10	+	+	+	+	+	+	+	+	+	+	+	+	+	+	+	+	+	+	+	+	+	+

Comments: For car with Keyless system, program 137 has to be set. Function "All doors unlock" and "All doors lock" works like driver's door lock.

Switches:

BMW 3 (F30)																year: 2012 →	with and without Keyless System						programme №: 275	from: 2013-07-10												
connector 15 pin																connector 8 pin						connector 10 pin														
OUT	OUT	OUT	OUT	OUT	OUT	OUT	OUT	OUT	OUT	OUT	OUT	OUT	OUT	OUT	OUT	+	-	CAN H	CAN L	CAN H	CAN L	OUT +/-	OUT +/-	OUT	IN	IN	IN	IN	IN	IN	IN	IN	IN	IN		
Driver door sensor	Passengers door sensor	Trunk sense	Hood sense	Factory alarm++	Armed state	Lock factory remote	Unlock factory remote	Switches combination	Hand brake	Speed 10kmph	Engine run	Engine speed (RPM)	Ignition	Key in ignition	PWR +12V	GND	CAN1-H	CAN1-L	CAN2-H	CAN2-L	Alter. control blinkers	Alt. contr. centr. lock.	Foot brake	Drivers door opening sim.	Stop engine	Start engine	Comfort closure	Trunk release	All doors unlock	Driver door unlock	All doors lock	Turn signal control	Contr. of factory alarm	Contr.c.lock. when ign.is on		
1	2	3	4	5	6	7	8	9	10	11	12	13	14	15	1	2	3	4	5	6	7	8	1	2	3	4	5	6	7	8	9	10				
+	+	+	+	+	+	+	+	+	+	+	+	+	+	+	+	+	+	+	+	+	+	+	+	+	3	4	5	6	7	8	8	10				
Comments:																																				
Switches:																																				

BMW 3 (E90 / E91 / E92 / E93)																year: 2005 →	with and without Keyless System						programme №: 118	from: 2013-05-16												
connector 15 pin																connector 8 pin						connector 10 pin														
OUT	OUT	OUT	OUT	OUT	OUT	OUT	OUT	OUT	OUT	OUT	OUT	OUT	OUT	OUT	OUT	+	-	CAN H	CAN L	CAN H	CAN L	OUT +/-	OUT +/-	OUT	IN	IN	IN	IN	IN	IN	IN	IN	IN	IN		
Driver door sensor	Passengers door sensor	Trunk sense	Hood sense	Factory alarm++	Armed state	Lock factory remote	Unlock factory remote	Switches combination	Hand brake	Speed 10kmph	Engine run	Engine speed (RPM)	Ignition	Key in ignition	PWR +12V	GND	CAN1-H	CAN1-L	CAN2-H	CAN2-L	Alter. control blinkers	Alt. contr. centr. lock.	Foot brake	Drivers door opening sim.	Stop engine	Start engine	Comfort closure	Trunk release	All doors unlock	Driver door unlock	All doors lock	Turn signal control	Contr. of factory alarm	Contr.c.lock. when ign.is on		
1	2	3	4	5	6	7	8	9	10	11	12	13	14	15	1	2	3	4	5	6	7	8	1	2	3	4	5	6	7	8	9	10				
+	+	+	+	+	+	+	+	+	+	+	+	+	+	+	+	+	+	+	+	+	+	+	+	+	3	4	5	6	7	8	8	10				
Comments:																For car with Keyless system, program 137 has to be set. Function "All doors unlock" and "All doors lock" works like driver's door lock.																				
Switches:																																				

BMW 5 (F18)																year: 2010 →	with and without Keyless System						programme №: 275	from: 2013-07-10												
connector 15 pin																connector 8 pin						connector 10 pin														
OUT	OUT	OUT	OUT	OUT	OUT	OUT	OUT	OUT	OUT	OUT	OUT	OUT	OUT	OUT	OUT	+	-	CAN H	CAN L	CAN H	CAN L	OUT +/-	OUT +/-	OUT	IN	IN	IN	IN	IN	IN	IN	IN	IN	IN		
Driver door sensor	Passengers door sensor	Trunk sense	Hood sense	Factory alarm++	Armed state	Lock factory remote	Unlock factory remote	Switches combination	Hand brake	Speed 10kmph	Engine run	Engine speed (RPM)	Ignition	Key in ignition	PWR +12V	GND	CAN1-H	CAN1-L	CAN2-H	CAN2-L	Alter. control blinkers	Alt. contr. centr. lock.	Foot brake	Drivers door opening sim.	Stop engine	Start engine	Comfort closure	Trunk release	All doors unlock	Driver door unlock	All doors lock	Turn signal control	Contr. of factory alarm	Contr.c.lock. when ign.is on		
1	2	3	4	5	6	7	8	9	10	11	12	13	14	15	1	2	3	4	5	6	7	8	1	2	3	4	5	6	7	8	9	10				
+	+	+	+	+	+	+	+	+	+	+	+	+	+	+	+	+	+	+	+	+	+	+	+	+	3	4	5	6	7	8	8	10				
Comments:																																				
Switches:																																				

BMW 5 (F10 / F11)																year: 2010 →	with and without Keyless System						programme №: 275	from: 2013-07-10												
connector 15 pin																connector 8 pin						connector 10 pin														
OUT	OUT	OUT	OUT	OUT	OUT	OUT	OUT	OUT	OUT	OUT	OUT	OUT	OUT	OUT	OUT	+	-	CAN H	CAN L	CAN H	CAN L	OUT +/-	OUT +/-	OUT	IN	IN	IN	IN	IN	IN	IN	IN	IN	IN		
Driver door sensor	Passengers door sensor	Trunk sense	Hood sense	Factory alarm++	Armed state	Lock factory remote	Unlock factory remote	Switches combination	Hand brake	Speed 10kmph	Engine run	Engine speed (RPM)	Ignition	Key in ignition	PWR +12V	GND	CAN1-H	CAN1-L	CAN2-H	CAN2-L	Alter. control blinkers	Alt. contr. centr. lock.	Foot brake	Drivers door opening sim.	Stop engine	Start engine	Comfort closure	Trunk release	All doors unlock	Driver door unlock	All doors lock	Turn signal control	Contr. of factory alarm	Contr.c.lock. when ign.is on		
1	2	3	4	5	6	7	8	9	10	11	12	13	14	15	1	2	3	4	5	6	7	8	1	2	3	4	5	6	7	8	9	10				
+	+	+	+	+	+	+	+	+	+	+	+	+	+	+	+	+	+	+	+	+	+	+	+	+	3	4	5	6	7	8	8	10				
Comments:																																				
Switches:																																				

BMW 5 (E60 / E61)																year: 2003 →	with and without Keyless System						programme №: 118	from: 2013-05-16												
connector 15 pin																connector 8 pin						connector 10 pin														
OUT	OUT	OUT	OUT	OUT	OUT	OUT	OUT	OUT	OUT	OUT	OUT	OUT	OUT	OUT	OUT	+	-	CAN H	CAN L	CAN H	CAN L	OUT +/-	OUT +/-	OUT	IN	IN	IN	IN	IN	IN	IN	IN	IN	IN		
Driver door sensor	Passengers door sensor	Trunk sense	Hood sense	Factory alarm++	Armed state	Lock factory remote	Unlock factory remote	Switches combination	Hand brake	Speed 10kmph	Engine run	Engine speed (RPM)	Ignition	Key in ignition	PWR +12V	GND	CAN1-H	CAN1-L	CAN2-H	CAN2-L	Alter. control blinkers	Alt. contr. centr. lock.	Foot brake	Drivers door opening sim.	Stop engine	Start engine	Comfort closure	Trunk release	All doors unlock	Driver door unlock	All doors lock	Turn signal control	Contr. of factory alarm	Contr.c.lock. when ign.is on		
1	2	3	4	5	6	7	8	9	10	11	12	13	14	15	1	2	3	4	5	6	7	8	1	2	3	4	5	6	7	8	9	10				
+	+	+	+	+	+	+	+	+	+	+	+	+	+	+	+	+	+	+	+	+	+	+	+	+	3	4	5	6	7	8	8	10				
Comments:																For car with Keyless system, program 137 has to be set. Function "All doors unlock" and "All doors lock" works like driver's door lock.																				
Switches:																																				

BMW 6 (E63 / E64)															year: 2005 →	with and without Keyless System								programme No: 118	from: 2013-05-16											
connector 15 pin															connector 8 pin								connector 10 pin													
OUT	OUT	OUT	OUT	OUT	OUT	OUT	OUT	OUT	OUT	OUT	OUT	OUT	OUT	OUT	+	-	CAN H	CAN L	CAN H	CAN L	OUT +/-	OUT +/-	OUT	IN	IN	IN	IN	IN	IN	IN	IN	IN	IN	IN		
Driver door sensor	Passengers door sensor	Trunk sense	Hood sense	Factory alarm++	Armed state	Lock factory remote	Unlock factory remote	Switches combination	Hand brake	Speed 10kmph	Engine run	Engine speed (RPM)	Ignition	Key in ignition	PWR +12V	GND	CAN1-H	CAN1-L	CAN2-H	CAN2-L	Alter. control blinkers	Alt. contr. centr. lock.	Foot brake	Drivers door opening sim.	Stop engine	Start engine	Comfort closure	Trunk release	All doors unlock	Driver door unlock	All doors lock	Turn signal control	Contr. of factory alarm	Contr.c.lock. when ign.is on		
1	2	3	4	5	6	7	8	9	10	11	12	13	14	15	1	2	3	4	5	6	7	8	1	2	3	4	5	6	7	8	9	10				
+	+	+	+	+	+	+	+	+	+	+	+	+	+	+	+	+	+	+	-	-	+	+	+	+	3	4	+	6	+	+	+	+				
Comments:															For car with Keyless system, program 137 has to be set. Function "All doors unlock" and "All doors lock" works like driver's door lock.																					
Switches:																																				

BMW 7 (F01/F02)															year: 2008 →	with and without Keyless System								programme No: 275	from: 2013-07-10											
connector 15 pin															connector 8 pin								connector 10 pin													
OUT	OUT	OUT	OUT	OUT	OUT	OUT	OUT	OUT	OUT	OUT	OUT	OUT	OUT	OUT	+	-	CAN H	CAN L	CAN H	CAN L	OUT +/-	OUT +/-	OUT	IN	IN	IN	IN	IN	IN	IN	IN	IN	IN	IN		
Driver door sensor	Passengers door sensor	Trunk sense	Hood sense	Factory alarm++	Armed state	Lock factory remote	Unlock factory remote	Switches combination	Hand brake	Speed 10kmph	Engine run	Engine speed (RPM)	Ignition	Key in ignition	PWR +12V	GND	CAN1-H	CAN1-L	CAN2-H	CAN2-L	Alter. control blinkers	Alt. contr. centr. lock.	Foot brake	Drivers door opening sim.	Stop engine	Start engine	Comfort closure	Trunk release	All doors unlock	Driver door unlock	All doors lock	Turn signal control	Contr. of factory alarm	Contr.c.lock. when ign.is on		
1	2	3	4	5	6	7	8	9	10	11	12	13	14	15	1	2	3	4	5	6	7	8	1	2	3	4	5	6	7	8	9	10				
+	+	+	+	+	+	+	+	+	+	+	+	+	+	+	+	+	+	+	+	+	+	+	+	+	3	4	+	6	+	+	+	+				
Comments:																																				
Switches:																																				

BMW 7 (E65 / E66)															year: 2005 →	without Keyless System								programme No: 118	from: 2013-05-16											
connector 15 pin															connector 8 pin								connector 10 pin													
OUT	OUT	OUT	OUT	OUT	OUT	OUT	OUT	OUT	OUT	OUT	OUT	OUT	OUT	OUT	+	-	CAN H	CAN L	CAN H	CAN L	OUT +/-	OUT +/-	OUT	IN	IN	IN	IN	IN	IN	IN	IN	IN	IN	IN		
Driver door sensor	Passengers door sensor	Trunk sense	Hood sense	Factory alarm++	Armed state	Lock factory remote	Unlock factory remote	Switches combination	Hand brake	Speed 10kmph	Engine run	Engine speed (RPM)	Ignition	Key in ignition	PWR +12V	GND	CAN1-H	CAN1-L	CAN2-H	CAN2-L	Alter. control blinkers	Alt. contr. centr. lock.	Foot brake	Drivers door opening sim.	Stop engine	Start engine	Comfort closure	Trunk release	All doors unlock	Driver door unlock	All doors lock	Turn signal control	Contr. of factory alarm	Contr.c.lock. when ign.is on		
1	2	3	4	5	6	7	8	9	10	11	12	13	14	15	1	2	3	4	5	6	7	8	1	2	3	4	5	6	7	8	9	10				
+	+	+	+	+	+	+	+	+	+	+	+	+	+	+	+	+	+	+	+	+	+	+	+	+	3	4	+	6	+	+	+	+				
Comments:															Function "All doors unlock" and "All doors lock" works like driver's door lock.																					
Switches:																																				

BMW 7 (E65 / E66)															year: 2005 →	with Keyless System								programme No: 137	from: 2013-03-13											
connector 15 pin															connector 8 pin								connector 10 pin													
OUT	OUT	OUT	OUT	OUT	OUT	OUT	OUT	OUT	OUT	OUT	OUT	OUT	OUT	OUT	+	-	CAN H	CAN L	CAN H	CAN L	OUT +/-	OUT +/-	OUT	IN	IN	IN	IN	IN	IN	IN	IN	IN	IN	IN		
Driver door sensor	Passengers door sensor	Trunk sense	Hood sense	Factory alarm++	Armed state	Lock factory remote	Unlock factory remote	Switches combination	Hand brake	Speed 10kmph	Engine run	Engine speed (RPM)	Ignition	Key in ignition	PWR +12V	GND	CAN1-H	CAN1-L	CAN2-H	CAN2-L	Alter. control blinkers	Alt. contr. centr. lock.	Foot brake	Drivers door opening sim.	Stop engine	Start engine	Comfort closure	Trunk release	All doors unlock	Driver door unlock	All doors lock	Turn signal control	Contr. of factory alarm	Contr.c.lock. when ign.is on		
1	2	3	4	5	6	7	8	9	10	11	12	13	14	15	1	2	3	4	5	6	7	8	1	2	3	4	5	6	7	8	9	10				
+	+	+	+	+	+	+	+	+	+	+	+	+	+	+	+	+	+	+	-	-	+	+	+	+	3	4	+	6	+	+	+	+				
Comments:															Function "All doors unlock" and "All doors lock" works like driver's door lock.																					
Switches:																																				

BMW GT (F07)															year: 2009 →	with and without Keyless System								programme No: 275	from: 2013-07-10											
connector 15 pin															connector 8 pin								connector 10 pin													
OUT	OUT	OUT	OUT	OUT	OUT	OUT	OUT	OUT	OUT	OUT	OUT	OUT	OUT	OUT	+	-	CAN H	CAN L	CAN H	CAN L	OUT +/-	OUT +/-	OUT	IN	IN	IN	IN	IN	IN	IN	IN	IN	IN	IN		
Driver door sensor	Passengers door sensor	Trunk sense	Hood sense	Factory alarm++	Armed state	Lock factory remote	Unlock factory remote	Switches combination	Hand brake	Speed 10kmph	Engine run	Engine speed (RPM)	Ignition	Key in ignition	PWR +12V	GND	CAN1-H	CAN1-L	CAN2-H	CAN2-L	Alter. control blinkers	Alt. contr. centr. lock.	Foot brake	Drivers door opening sim.	Stop engine	Start engine	Comfort closure	Trunk release	All doors unlock	Driver door unlock	All doors lock	Turn signal control	Contr. of factory alarm	Contr.c.lock. when ign.is on		
1	2	3	4	5	6	7	8	9	10	11	12	13	14	15	1	2	3	4	5	6	7	8	1	2	3	4	5	6	7	8	9	10				
+	+	+	+	+	+	+	+	+	+	+	+	+	+	+	+	+	+	+	+	+	+	+	+	+	3	4	+	6	+	+	+	+				
Comments:																																				
Switches:																																				

BMW X3 (F25)															year: 2010 →	with and without Keyless System	programme No: 351	from: 2013-07-10																		
connector 15 pin															connector 8 pin								connector 10 pin													
OUT	OUT	OUT	OUT	OUT	OUT	OUT	OUT	OUT	OUT	OUT	OUT	OUT	OUT	OUT	+	-	CAN H	CAN L	CAN H	CAN L	OUT +/-	OUT +/-	OUT	IN	IN	IN	IN	IN	IN	IN	IN	IN	IN	Contr. of factory alarm	Contr. c.lock. when ign. is on	
Driver door sensor	Passengers door sensor	Trunk sense	Hood sense	Factory alarm++	Armed state	Lock factory remote	Unlock factory remote	Switches combination	Hand brake	Speed 10kmph	Engine run	Engine speed (RPM)	Ignition	Key in ignition	PWR +12V	GND	CAN1-H	CAN1-L	CAN2-H	CAN2-L	Alter. control blinkers	Alt. contr. centr. lock.	Foot brake	Drivers door opening sim.	Stop engine	Start engine	Comfort closure	Trunk release	All doors unlock	Driver door unlock	All doors lock	Turn signal control				
1	2	3	4	5	6	7	8	9	10	11	12	13	14	15	1	2	3	4	5	6	7	8	1	2	3	4	5	6	7	8	9	10				
+	+	+	+	+	+	+	+	+	+	+	+	+	+	+	+	+	+	+	+	+	+	+	+	+	+	+	+	+	+	+	+	+				
Comments:																																				
Switches:																																				

BMW X5 (E70)															year: 2007 →	with and without Keyless System	programme No: 118	from: 2013-05-16																		
connector 15 pin															connector 8 pin								connector 10 pin													
OUT	OUT	OUT	OUT	OUT	OUT	OUT	OUT	OUT	OUT	OUT	OUT	OUT	OUT	OUT	+	-	CAN H	CAN L	CAN H	CAN L	OUT +/-	OUT +/-	OUT	IN	IN	IN	IN	IN	IN	IN	IN	IN	IN	Contr. of factory alarm	Contr. c.lock. when ign. is on	
Driver door sensor	Passengers door sensor	Trunk sense	Hood sense	Factory alarm++	Armed state	Lock factory remote	Unlock factory remote	Switches combination	Hand brake	Speed 10kmph	Engine run	Engine speed (RPM)	Ignition	Key in ignition	PWR +12V	GND	CAN1-H	CAN1-L	CAN2-H	CAN2-L	Alter. control blinkers	Alt. contr. centr. lock.	Foot brake	Drivers door opening sim.	Stop engine	Start engine	Comfort closure	Trunk release	All doors unlock	Driver door unlock	All doors lock	Turn signal control				
1	2	3	4	5	6	7	8	9	10	11	12	13	14	15	1	2	3	4	5	6	7	8	1	2	3	4	5	6	7	8	9	10				
+	+	+	+	+	+	+	+	+	+	+	+	+	+	+	+	+	+	+	+	+	+	+	+	+	+	+	+	+	+	+	+	+				
Comments:															For car with Keyless system, program 137 has to be set. Function "All doors unlock" and "All doors lock" works like driver's door lock.																					
Switches:																																				

BMW X6 (E71)															year: 2008 →	with and without Keyless System	programme No: 118	from: 2013-05-16																		
connector 15 pin															connector 8 pin								connector 10 pin													
OUT	OUT	OUT	OUT	OUT	OUT	OUT	OUT	OUT	OUT	OUT	OUT	OUT	OUT	OUT	+	-	CAN H	CAN L	CAN H	CAN L	OUT +/-	OUT +/-	OUT	IN	IN	IN	IN	IN	IN	IN	IN	IN	IN	Contr. of factory alarm	Contr. c.lock. when ign. is on	
Driver door sensor	Passengers door sensor	Trunk sense	Hood sense	Factory alarm++	Armed state	Lock factory remote	Unlock factory remote	Switches combination	Hand brake	Speed 10kmph	Engine run	Engine speed (RPM)	Ignition	Key in ignition	PWR +12V	GND	CAN1-H	CAN1-L	CAN2-H	CAN2-L	Alter. control blinkers	Alt. contr. centr. lock.	Foot brake	Drivers door opening sim.	Stop engine	Start engine	Comfort closure	Trunk release	All doors unlock	Driver door unlock	All doors lock	Turn signal control				
1	2	3	4	5	6	7	8	9	10	11	12	13	14	15	1	2	3	4	5	6	7	8	1	2	3	4	5	6	7	8	9	10				
+	+	+	+	+	+	+	+	+	+	+	+	+	+	+	+	+	+	+	+	+	+	+	+	+	+	+	+	+	+	+	+	+				
Comments:															For car with Keyless system, program 137 has to be set. Function "All doors unlock" and "All doors lock" works like driver's door lock.																					
Switches:																																				

BMW Z4 (E89)															year: 2009 →	with and without Keyless System	programme No: 118	from: 2013-05-16																		
connector 15 pin															connector 8 pin								connector 10 pin													
OUT	OUT	OUT	OUT	OUT	OUT	OUT	OUT	OUT	OUT	OUT	OUT	OUT	OUT	OUT	+	-	CAN H	CAN L	CAN H	CAN L	OUT +/-	OUT +/-	OUT	IN	IN	IN	IN	IN	IN	IN	IN	IN	IN	Contr. of factory alarm	Contr. c.lock. when ign. is on	
Driver door sensor	Passengers door sensor	Trunk sense	Hood sense	Factory alarm++	Armed state	Lock factory remote	Unlock factory remote	Switches combination	Hand brake	Speed 10kmph	Engine run	Engine speed (RPM)	Ignition	Key in ignition	PWR +12V	GND	CAN1-H	CAN1-L	CAN2-H	CAN2-L	Alter. control blinkers	Alt. contr. centr. lock.	Foot brake	Drivers door opening sim.	Stop engine	Start engine	Comfort closure	Trunk release	All doors unlock	Driver door unlock	All doors lock	Turn signal control				
1	2	3	4	5	6	7	8	9	10	11	12	13	14	15	1	2	3	4	5	6	7	8	1	2	3	4	5	6	7	8	9	10				
+	+	+	+	+	+	+	+	+	+	+	+	+	+	+	+	+	+	+	+	+	+	+	+	+	+	+	+	+	+	+	+	+				
Comments:															For car with Keyless system, program 137 has to be set. Function "All doors unlock" and "All doors lock" works like driver's door lock.																					
Switches:																																				

CADILLAC ATS															year: 2013 →	with and without Keyless System	programme No: 425	from: 2013-06-21																		
connector 15 pin															connector 8 pin								connector 10 pin													
OUT	OUT	OUT	OUT	OUT	OUT	OUT	OUT	OUT	OUT	OUT	OUT	OUT	OUT	OUT	+	-	CAN H	CAN L	CAN H	CAN L	OUT +/-	OUT +/-	OUT	IN	IN	IN	IN	IN	IN	IN	IN	IN	IN	Contr. of factory alarm	Contr. c.lock. when ign. is on	
Driver door sensor	Passengers door sensor	Trunk sense	Hood sense	Factory alarm++	Armed state	Lock factory remote	Unlock factory remote	Switches combination	Hand brake	Speed 10kmph	Engine run	Engine speed (RPM)	Ignition	Key in ignition	PWR +12V	GND	CAN1-H	CAN1-L	CAN2-H	CAN2-L	Alter. control blinkers	Alt. contr. centr. lock.	Foot brake	Drivers door opening sim.	Stop engine	Start engine	Comfort closure	Trunk release	All doors unlock	Driver door unlock	All doors lock	Turn signal control				
1	2	3	4	5	6	7	8	9	10	11	12	13	14	15	1	2	3	4	5	6	7	8	1	2	3	4	5	6	7	8	9	10				
+	+	+	+	+	+	+	+	+	+	+	+	+	+	+	+	+	+	+	+	+	+	+	+	+	+	+	+	+	+	+	+	+				
Comments:																																				
Switches:																																				

CADILLAC BLS															year: 2006 →	programme No: 126	from: 2013-03-13																			
connector 15 pin															connector 8 pin								connector 10 pin													
OUT	OUT	OUT	OUT	OUT	OUT	OUT	OUT	OUT	OUT	OUT	OUT	OUT	OUT	OUT	+	-	CAN H	CAN L	CAN H	CAN L	OUT +/-	OUT +/-	OUT	IN	IN	IN	IN	IN	IN	IN	IN	IN	IN			
Driver door sensor	Passengers door sensor	Trunk sense	Hood sense	Factory alarm++	Armed state	Lock factory remote	Unlock factory remote	Switches combination	Hand brake	Speed 10kmph	Engine run	Engine speed (RPM)	Ignition	Key in ignition	PWR +12V	GND	CAN1-H	CAN1-L	CAN2-H	CAN2-L	Alter. control blinkers	Alt. contr. centr. lock.	Foot brake	Drivers door opening sim.	Stop engine	Start engine	Comfort closure	Trunk release	All doors unlock	Driver door unlock	All doors lock	Turn signal control	Contr. of factory alarm	Contr.c.lock. when ign.is on		
1	2	3	4	5	6	7	8	9	10	11	12	13	14	15	1	2	3	4	5	6	7	8	1	2	3	4	5	6	7	8	9	10	+	+	+	+
Comments:															For correct operating of CAN network signals sending functions, car has to be once closed and opened with factory remote control.																					
Switches:																																				

CADILLAC CTS															year: 2008 →	programme No: 227	from: 2013-03-13																			
connector 15 pin															connector 8 pin								connector 10 pin													
OUT	OUT	OUT	OUT	OUT	OUT	OUT	OUT	OUT	OUT	OUT	OUT	OUT	OUT	OUT	+	-	CAN H	CAN L	CAN H	CAN L	OUT +/-	OUT +/-	OUT	IN	IN	IN	IN	IN	IN	IN	IN	IN	IN			
Driver door sensor	Passengers door sensor	Trunk sense	Hood sense	Factory alarm++	Armed state	Lock factory remote	Unlock factory remote	Switches combination	Hand brake	Speed 10kmph	Engine run	Engine speed (RPM)	Ignition	Key in ignition	PWR +12V	GND	CAN1-H	CAN1-L	CAN2-H	CAN2-L	Alter. control blinkers	Alt. contr. centr. lock.	Foot brake	Drivers door opening sim.	Stop engine	Start engine	Comfort closure	Trunk release	All doors unlock	Driver door unlock	All doors lock	Turn signal control	Contr. of factory alarm	Contr.c.lock. when ign.is on		
1	2	3	4	5	6	7	8	9	10	11	12	13	14	15	1	2	3	4	5	6	7	8	1	2	3	4	5	6	7	8	9	10	+	+	+	+
Comments:															Function "Turn signal control" control lights and siren.																					
Switches:																																				

CADILLAC CTS COUPE															year: 2010 →	programme No: 227	from: 2013-03-13																			
connector 15 pin															connector 8 pin								connector 10 pin													
OUT	OUT	OUT	OUT	OUT	OUT	OUT	OUT	OUT	OUT	OUT	OUT	OUT	OUT	OUT	+	-	CAN H	CAN L	CAN H	CAN L	OUT +/-	OUT +/-	OUT	IN	IN	IN	IN	IN	IN	IN	IN	IN	IN			
Driver door sensor	Passengers door sensor	Trunk sense	Hood sense	Factory alarm++	Armed state	Lock factory remote	Unlock factory remote	Switches combination	Hand brake	Speed 10kmph	Engine run	Engine speed (RPM)	Ignition	Key in ignition	PWR +12V	GND	CAN1-H	CAN1-L	CAN2-H	CAN2-L	Alter. control blinkers	Alt. contr. centr. lock.	Foot brake	Drivers door opening sim.	Stop engine	Start engine	Comfort closure	Trunk release	All doors unlock	Driver door unlock	All doors lock	Turn signal control	Contr. of factory alarm	Contr.c.lock. when ign.is on		
1	2	3	4	5	6	7	8	9	10	11	12	13	14	15	1	2	3	4	5	6	7	8	1	2	3	4	5	6	7	8	9	10	+	+	+	+
Comments:															Function "Turn signal control" control lights and siren.																					
Switches:																																				

CADILLAC ESCALADE															year: 2007 →	programme No: 198	from: 2013-03-13																			
connector 15 pin															connector 8 pin								connector 10 pin													
OUT	OUT	OUT	OUT	OUT	OUT	OUT	OUT	OUT	OUT	OUT	OUT	OUT	OUT	OUT	+	-	CAN H	CAN L	CAN H	CAN L	OUT +/-	OUT +/-	OUT	IN	IN	IN	IN	IN	IN	IN	IN	IN	IN			
Driver door sensor	Passengers door sensor	Trunk sense	Hood sense	Factory alarm++	Armed state	Lock factory remote	Unlock factory remote	Switches combination	Hand brake	Speed 10kmph	Engine run	Engine speed (RPM)	Ignition	Key in ignition	PWR +12V	GND	CAN1-H	CAN1-L	CAN2-H	CAN2-L	Alter. control blinkers	Alt. contr. centr. lock.	Foot brake	Drivers door opening sim.	Stop engine	Start engine	Comfort closure	Trunk release	All doors unlock	Driver door unlock	All doors lock	Turn signal control	Contr. of factory alarm	Contr.c.lock. when ign.is on		
1	2	3	4	5	6	7	8	9	10	11	12	13	14	15	1	2	3	4	5	6	7	8	1	2	3	4	5	6	7	8	9	10	+	+	+	+
Comments:															Function "Trunk release" opens the window in trunk door; function "Turn signal control" control lights and siren; function "Comfort closure" opens/closes trunk door.																					
Switches:																																				

CADILLAC SRX															year: 2010 →	with and without Keyless System	programme No: 183	from: 2013-09-13																		
connector 15 pin															connector 8 pin								connector 10 pin													
OUT	OUT	OUT	OUT	OUT	OUT	OUT	OUT	OUT	OUT	OUT	OUT	OUT	OUT	OUT	+	-	CAN H	CAN L	CAN H	CAN L	OUT +/-	OUT +/-	OUT	IN	IN	IN	IN	IN	IN	IN	IN	IN	IN			
Driver door sensor	Passengers door sensor	Trunk sense	Hood sense	Factory alarm++	Armed state	Lock factory remote	Unlock factory remote	Switches combination	Hand brake	Speed 10kmph	Engine run	Engine speed (RPM)	Ignition	Key in ignition	PWR +12V	GND	CAN1-H	CAN1-L	CAN2-H	CAN2-L	Alter. control blinkers	Alt. contr. centr. lock.	Foot brake	Drivers door opening sim.	Stop engine	Start engine	Comfort closure	Trunk release	All doors unlock	Driver door unlock	All doors lock	Turn signal control	Contr. of factory alarm	Contr.c.lock. when ign.is on		
1	2	3	4	5	6	7	8	9	10	11	12	13	14	15	1	2	3	4	5	6	7	8	1	2	3	4	5	6	7	8	9	10	+	+	+	+
Comments:																																				
Switches:																																				

CADILLAC SRX															year: 2007 →	programme No: 198	from: 2013-03-13																															
connector 15 pin															connector 8 pin								connector 10 pin																									
OUT	OUT	OUT	OUT	OUT	OUT	OUT	OUT	OUT	OUT	OUT	OUT	OUT	OUT	OUT	+	-	CAN H	CAN L	CAN H	CAN L	OUT +/-	OUT +/-	OUT	IN	IN	IN	IN	IN	IN	IN	IN	IN	IN															
Driver door sensor	Passengers door sensor	Trunk sense	Hood sense	Factory alarm++	Armed state	Lock factory remote	Unlock factory remote	Switches combination	Hand brake	Speed 10kmph	Engine run	Engine speed (RPM)	Ignition	Key in ignition	PWR +12V	GND	CAN1-H	CAN1-L	CAN2-H	CAN2-L	Alter. control blinkers	Alt. contr. centr. lock.	Foot brake	Drivers door opening sim.	Stop engine	Start engine	Comfort closure	Trunk release	All doors unlock	Driver door unlock	All doors lock	Turn signal control	Contr. of factory alarm	Contr.c.lock. when ign.is on														
1	2	3	4	5	6	7	8	9	10	11	12	13	14	15	1	2	3	4	5	6	7	8	1	2	3	4	5	6	7	8	9	10	+	+	+	+	+	+	+	+	+	+	+	+	+	+	+	+
Comments:															Function "Turn signal control" control lights and siren; function "Comfort closure" opens/closes trunk door.																																	
Switches:															<input checked="" type="checkbox"/> <input checked="" type="checkbox"/>																																	

CADILLAC STS															year: 2008 →	with and without Keyless System	programme No: 229	from: 2013-03-13																														
connector 15 pin															connector 8 pin								connector 10 pin																									
OUT	OUT	OUT	OUT	OUT	OUT	OUT	OUT	OUT	OUT	OUT	OUT	OUT	OUT	OUT	+	-	CAN H	CAN L	CAN H	CAN L	OUT +/-	OUT +/-	OUT	IN	IN	IN	IN	IN	IN	IN	IN	IN	IN															
Driver door sensor	Passengers door sensor	Trunk sense	Hood sense	Factory alarm++	Armed state	Lock factory remote	Unlock factory remote	Switches combination	Hand brake	Speed 10kmph	Engine run	Engine speed (RPM)	Ignition	Key in ignition	PWR +12V	GND	CAN1-H	CAN1-L	CAN2-H	CAN2-L	Alter. control blinkers	Alt. contr. centr. lock.	Foot brake	Drivers door opening sim.	Stop engine	Start engine	Comfort closure	Trunk release	All doors unlock	Driver door unlock	All doors lock	Turn signal control	Contr. of factory alarm	Contr.c.lock. when ign.is on														
1	2	3	4	5	6	7	8	9	10	11	12	13	14	15	1	2	3	4	5	6	7	8	1	2	3	4	5	6	7	8	9	10	+	+	+	+	+	+	+	+	+	+	+	+	+	+	+	+
Comments:																																																
Switches:															<input checked="" type="checkbox"/> <input checked="" type="checkbox"/>																																	

CHEVROLET AVEO															year: 2011 →	with and without Keyless System	programme No: 243	from: 2013-09-13																														
connector 15 pin															connector 8 pin								connector 10 pin																									
OUT	OUT	OUT	OUT	OUT	OUT	OUT	OUT	OUT	OUT	OUT	OUT	OUT	OUT	OUT	+	-	CAN H	CAN L	CAN H	CAN L	OUT +/-	OUT +/-	OUT	IN	IN	IN	IN	IN	IN	IN	IN	IN	IN															
Driver door sensor	Passengers door sensor	Trunk sense	Hood sense	Factory alarm++	Armed state	Lock factory remote	Unlock factory remote	Switches combination	Hand brake	Speed 10kmph	Engine run	Engine speed (RPM)	Ignition	Key in ignition	PWR +12V	GND	CAN1-H	CAN1-L	CAN2-H	CAN2-L	Alter. control blinkers	Alt. contr. centr. lock.	Foot brake	Drivers door opening sim.	Stop engine	Start engine	Comfort closure	Trunk release	All doors unlock	Driver door unlock	All doors lock	Turn signal control	Contr. of factory alarm	Contr.c.lock. when ign.is on														
1	2	3	4	5	6	7	8	9	10	11	12	13	14	15	1	2	3	4	5	6	7	8	1	2	3	4	5	6	7	8	9	10	+	+	+	+	+	+	+	+	+	+	+	+	+	+	+	+
Comments:																																																
Switches:															<input checked="" type="checkbox"/> <input checked="" type="checkbox"/>																																	

CHEVROLET CAPTIVA															year: 2011 →	with and without Keyless System	programme No: 149	from: 2013-03-13																														
connector 15 pin															connector 8 pin								connector 10 pin																									
OUT	OUT	OUT	OUT	OUT	OUT	OUT	OUT	OUT	OUT	OUT	OUT	OUT	OUT	OUT	+	-	CAN H	CAN L	CAN H	CAN L	OUT +/-	OUT +/-	OUT	IN	IN	IN	IN	IN	IN	IN	IN	IN	IN															
Driver door sensor	Passengers door sensor	Trunk sense	Hood sense	Factory alarm++	Armed state	Lock factory remote	Unlock factory remote	Switches combination	Hand brake	Speed 10kmph	Engine run	Engine speed (RPM)	Ignition	Key in ignition	PWR +12V	GND	CAN1-H	CAN1-L	CAN2-H	CAN2-L	Alter. control blinkers	Alt. contr. centr. lock.	Foot brake	Drivers door opening sim.	Stop engine	Start engine	Comfort closure	Trunk release	All doors unlock	Driver door unlock	All doors lock	Turn signal control	Contr. of factory alarm	Contr.c.lock. when ign.is on														
1	2	3	4	5	6	7	8	9	10	11	12	13	14	15	1	2	3	4	5	6	7	8	1	2	3	4	5	6	7	8	9	10	+	+	+	+	+	+	+	+	+	+	+	+	+	+	+	+
Comments:																																																
Switches:															<input checked="" type="checkbox"/> <input checked="" type="checkbox"/>																																	

CHEVROLET CAPTIVA															year: 2007 →	with and without Keyless System	programme No: 149	from: 2013-03-13																														
connector 15 pin															connector 8 pin								connector 10 pin																									
OUT	OUT	OUT	OUT	OUT	OUT	OUT	OUT	OUT	OUT	OUT	OUT	OUT	OUT	OUT	+	-	CAN H	CAN L	CAN H	CAN L	OUT +/-	OUT +/-	OUT	IN	IN	IN	IN	IN	IN	IN	IN	IN	IN															
Driver door sensor	Passengers door sensor	Trunk sense	Hood sense	Factory alarm++	Armed state	Lock factory remote	Unlock factory remote	Switches combination	Hand brake	Speed 10kmph	Engine run	Engine speed (RPM)	Ignition	Key in ignition	PWR +12V	GND	CAN1-H	CAN1-L	CAN2-H	CAN2-L	Alter. control blinkers	Alt. contr. centr. lock.	Foot brake	Drivers door opening sim.	Stop engine	Start engine	Comfort closure	Trunk release	All doors unlock	Driver door unlock	All doors lock	Turn signal control	Contr. of factory alarm	Contr.c.lock. when ign.is on														
1	2	3	4	5	6	7	8	9	10	11	12	13	14	15	1	2	3	4	5	6	7	8	1	2	3	4	5	6	7	8	9	10	+	+	+	+	+	+	+	+	+	+	+	+	+	+	+	+
Comments:																																																
Switches:															<input checked="" type="checkbox"/> <input checked="" type="checkbox"/>																																	

CHEVROLET COBALT

year: 2012 →

with and without Keyless System

programme No: 243

from: 2013-09-13

connector 15 pin														
OUT	OUT	OUT	OUT	OUT	OUT	OUT	OUT	OUT	OUT	OUT	OUT	OUT	OUT	OUT
Driver door sensor	Passengers door sensor	Trunk sense	Hood sense	Factory alarm++	Armed state	Lock factory remote	Unlock factory remote	Switches combination	Hand brake	Speed 10kmph	Engine run	Engine speed (RPM)	Ignition	Key in ignition
1	2	3	4	5	6	7	8	9	10	11	12	13	14	15
+	+	+	+	+	+	+	+	+	+	+	+	+	+	+

connector 8 pin							
+	-	CAN H	CAN L	CAN H	CAN L	OUT +/-	OUT +/-
PWR +12V	GND	CAN1-H	CAN1-L	CAN2-H	CAN2-L	Alter. control blinkers	Alt. contr. centr. lock.
1	2	3	4	5	6	7	8
+	+	+	-	+	+	+	-

connector 10 pin									
OUT	IN	IN	IN	IN	IN	IN	IN	IN	IN
Foot brake	Drivers door opening sim.	Stop engine	Start engine	Comfort closure	Trunk release	All doors unlock	Driver door unlock	All doors lock	Turn signal control
1	2	3	4	5	6	7	8	9	10
+	+	-	-	+	+	+	+	+	+

Contr. of factory alarm	Contr.c.lock. when ign.is on
+	+

Comments:

Switches:

CHEVROLET CRUZE

year: 2009 →

with and without Keyless System

programme No: 243

from: 2013-09-13

connector 15 pin														
OUT	OUT	OUT	OUT	OUT	OUT	OUT	OUT	OUT	OUT	OUT	OUT	OUT	OUT	OUT
Driver door sensor	Passengers door sensor	Trunk sense	Hood sense	Factory alarm++	Armed state	Lock factory remote	Unlock factory remote	Switches combination	Hand brake	Speed 10kmph	Engine run	Engine speed (RPM)	Ignition	Key in ignition
1	2	3	4	5	6	7	8	9	10	11	12	13	14	15
+	+	+	+	+	+	+	+	+	+	+	+	+	+	+

connector 8 pin							
+	-	CAN H	CAN L	CAN H	CAN L	OUT +/-	OUT +/-
PWR +12V	GND	CAN1-H	CAN1-L	CAN2-H	CAN2-L	Alter. control blinkers	Alt. contr. centr. lock.
1	2	3	4	5	6	7	8
+	+	+	-	+	+	+	-

connector 10 pin									
OUT	IN	IN	IN	IN	IN	IN	IN	IN	IN
Foot brake	Drivers door opening sim.	Stop engine	Start engine	Comfort closure	Trunk release	All doors unlock	Driver door unlock	All doors lock	Turn signal control
1	2	3	4	5	6	7	8	9	10
+	+	-	-	+	+	+	+	+	+

Contr. of factory alarm	Contr.c.lock. when ign.is on
+	+

Comments:

Switches:

CHEVROLET MALIBU

year: 2013 →

with and without Keyless System

programme No: 243

from: 2013-09-13

connector 15 pin														
OUT	OUT	OUT	OUT	OUT	OUT	OUT	OUT	OUT	OUT	OUT	OUT	OUT	OUT	OUT
Driver door sensor	Passengers door sensor	Trunk sense	Hood sense	Factory alarm++	Armed state	Lock factory remote	Unlock factory remote	Switches combination	Hand brake	Speed 10kmph	Engine run	Engine speed (RPM)	Ignition	Key in ignition
1	2	3	4	5	6	7	8	9	10	11	12	13	14	15
+	+	+	+	+	+	+	+	+	+	+	+	+	+	+

connector 8 pin							
+	-	CAN H	CAN L	CAN H	CAN L	OUT +/-	OUT +/-
PWR +12V	GND	CAN1-H	CAN1-L	CAN2-H	CAN2-L	Alter. control blinkers	Alt. contr. centr. lock.
1	2	3	4	5	6	7	8
+	+	+	-	+	+	+	-

connector 10 pin									
OUT	IN	IN	IN	IN	IN	IN	IN	IN	IN
Foot brake	Drivers door opening sim.	Stop engine	Start engine	Comfort closure	Trunk release	All doors unlock	Driver door unlock	All doors lock	Turn signal control
1	2	3	4	5	6	7	8	9	10
+	+	-	-	+	+	+	+	+	+

Contr. of factory alarm	Contr.c.lock. when ign.is on
+	+

Comments:

Switches:

CHEVROLET ORLANDO

year: 2010 →

with and without Keyless System

programme No: 243

from: 2013-09-13

connector 15 pin														
OUT	OUT	OUT	OUT	OUT	OUT	OUT	OUT	OUT	OUT	OUT	OUT	OUT	OUT	OUT
Driver door sensor	Passengers door sensor	Trunk sense	Hood sense	Factory alarm++	Armed state	Lock factory remote	Unlock factory remote	Switches combination	Hand brake	Speed 10kmph	Engine run	Engine speed (RPM)	Ignition	Key in ignition
1	2	3	4	5	6	7	8	9	10	11	12	13	14	15
+	+	+	+	+	+	+	+	+	+	+	+	+	+	+

connector 8 pin							
+	-	CAN H	CAN L	CAN H	CAN L	OUT +/-	OUT +/-
PWR +12V	GND	CAN1-H	CAN1-L	CAN2-H	CAN2-L	Alter. control blinkers	Alt. contr. centr. lock.
1	2	3	4	5	6	7	8
+	+	+	-	+	+	+	-

connector 10 pin									
OUT	IN	IN	IN	IN	IN	IN	IN	IN	IN
Foot brake	Drivers door opening sim.	Stop engine	Start engine	Comfort closure	Trunk release	All doors unlock	Driver door unlock	All doors lock	Turn signal control
1	2	3	4	5	6	7	8	9	10
+	+	-	-	+	+	+	+	+	+

Contr. of factory alarm	Contr.c.lock. when ign.is on
+	+

Comments:

Switches:

CHEVROLET TAHOE

year: 2008 →

with and without Keyless System

programme No: 198

from: 2013-03-13

connector 15 pin														
OUT	OUT	OUT	OUT	OUT	OUT	OUT	OUT	OUT	OUT	OUT	OUT	OUT	OUT	OUT
Driver door sensor	Passengers door sensor	Trunk sense	Hood sense	Factory alarm++	Armed state	Lock factory remote	Unlock factory remote	Switches combination	Hand brake	Speed 10kmph	Engine run	Engine speed (RPM)	Ignition	Key in ignition
1	2	3	4	5	6	7	8	9	10	11	12	13	14	15
+	+	+	+	+	+	+	+	+	+	+	+	+	+	+

connector 8 pin							
+	-	CAN H	CAN L	CAN H	CAN L	OUT +/-	OUT +/-
PWR +12V	GND	CAN1-H	CAN1-L	CAN2-H	CAN2-L	Alter. control blinkers	Alt. contr. centr. lock.
1	2	3	4	5	6	7	8
+	+	+	-	+	+	+	-

connector 10 pin									
OUT	IN	IN	IN	IN	IN	IN	IN	IN	IN
Foot brake	Drivers door opening sim.	Stop engine	Start engine	Comfort closure	Trunk release	All doors unlock	Driver door unlock	All doors lock	Turn signal control
1	2	3	4	5	6	7	8	9	10
+	+	-	-	+	+	+	+	+	+

Contr. of factory alarm	Contr.c.lock. when ign.is on
+	+

Comments:

Function "Trunk release" opens the window in trunk door; function "Turn signal control" control lights and siren; function "Comfort closure" opens/closes trunk door.

Switches:

CHEVROLET TRAILBLAZER

year: 2012 →

with and without Keyless System

programme №: 243

from: 2013-09-13

connector 15 pin														
OUT	OUT	OUT	OUT	OUT	OUT	OUT	OUT	OUT	OUT	OUT	OUT	OUT	OUT	OUT
Driver door sensor	Passengers door sensor	Trunk sense	Hood sense	Factory alarm++	Armed state	Lock factory remote	Unlock factory remote	Switches combination	Hand brake	Speed 10kmph	Engine run	Engine speed (RPM)	Ignition	Key in ignition
1	2	3	4	5	6	7	8	9	10	11	12	13	14	15
+	+	+	+	+	+	+	+	+	+	+	+	+	+	+

connector 8 pin							
+	-	CAN H	CAN L	CAN H	CAN L	OUT +/-	OUT +/-
PWR +12V	GND	CAN1-H	CAN1-L	CAN2-H	CAN2-L	Alter. control blinkers	Alt. contr. centr. lock.
1	2	3	4	5	6	7	8
+	+	+	-	+	+	+	+

connector 10 pin									
OUT	IN	IN	IN	IN	IN	IN	IN	IN	IN
Foot brake	Drivers door opening sim.	Stop engine	Start engine	Comfort closure	Trunk release	All doors unlock	Driver door unlock	All doors lock	Turn signal control
1	2	3	4	5	6	7	8	9	10
+	+	+	+	+	+	+	+	+	+

Contr. of factory alarm	Contr.c.lock. when ign.is on
+	+

Comments:

Switches:

CHEVROLET TRAX

year: 2013 →

with and without Keyless System

programme №: 243

from: 2013-09-13

connector 15 pin														
OUT	OUT	OUT	OUT	OUT	OUT	OUT	OUT	OUT	OUT	OUT	OUT	OUT	OUT	OUT
Driver door sensor	Passengers door sensor	Trunk sense	Hood sense	Factory alarm++	Armed state	Lock factory remote	Unlock factory remote	Switches combination	Hand brake	Speed 10kmph	Engine run	Engine speed (RPM)	Ignition	Key in ignition
1	2	3	4	5	6	7	8	9	10	11	12	13	14	15
+	+	+	+	+	+	+	+	+	+	+	+	+	+	+

connector 8 pin							
+	-	CAN H	CAN L	CAN H	CAN L	OUT +/-	OUT +/-
PWR +12V	GND	CAN1-H	CAN1-L	CAN2-H	CAN2-L	Alter. control blinkers	Alt. contr. centr. lock.
1	2	3	4	5	6	7	8
+	+	+	-	+	+	+	+

connector 10 pin									
OUT	IN	IN	IN	IN	IN	IN	IN	IN	IN
Foot brake	Drivers door opening sim.	Stop engine	Start engine	Comfort closure	Trunk release	All doors unlock	Driver door unlock	All doors lock	Turn signal control
1	2	3	4	5	6	7	8	9	10
+	+	+	+	+	+	+	+	+	+

Contr. of factory alarm	Contr.c.lock. when ign.is on
+	+

Comments:

Switches:

CHRYSLER 300C

year: 2005 →

with and without Keyless System

programme №: 116

from: 2013-09-12

connector 15 pin														
OUT	OUT	OUT	OUT	OUT	OUT	OUT	OUT	OUT	OUT	OUT	OUT	OUT	OUT	OUT
Driver door sensor	Passengers door sensor	Trunk sense	Hood sense	Factory alarm++	Armed state	Lock factory remote	Unlock factory remote	Switches combination	Hand brake	Speed 10kmph	Engine run	Engine speed (RPM)	Ignition	Key in ignition
1	2	3	4	5	6	7	8	9	10	11	12	13	14	15
+	+	+	+	+	+	+	+	+	+	+	+	+	+	+

connector 8 pin							
+	-	CAN H	CAN L	CAN H	CAN L	OUT +/-	OUT +/-
PWR +12V	GND	CAN1-H	CAN1-L	CAN2-H	CAN2-L	Alter. control blinkers	Alt. contr. centr. lock.
1	2	3	4	5	6	7	8
+	+	+	+	+	+	+	+

connector 10 pin									
OUT	IN	IN	IN	IN	IN	IN	IN	IN	IN
Foot brake	Drivers door opening sim.	Stop engine	Start engine	Comfort closure	Trunk release	All doors unlock	Driver door unlock	All doors lock	Turn signal control
1	2	3	4	5	6	7	8	9	10
+	+	+	+	+	+	+	+	+	+

Contr. of factory alarm	Contr.c.lock. when ign.is on
+	+

Comments: For correct operating of CAN network signals sending functions, car has to be once closed and opened with factory remote control.

Switches:

CHRYSLER GRAND VOYAGER

year: 2008 →

programme №: 135

from: 2013-03-13

connector 15 pin														
OUT	OUT	OUT	OUT	OUT	OUT	OUT	OUT	OUT	OUT	OUT	OUT	OUT	OUT	OUT
Driver door sensor	Passengers door sensor	Trunk sense	Hood sense	Factory alarm++	Armed state	Lock factory remote	Unlock factory remote	Switches combination	Hand brake	Speed 10kmph	Engine run	Engine speed (RPM)	Ignition	Key in ignition
1	2	3	4	5	6	7	8	9	10	11	12	13	14	15
+	+	+	+	+	+	+	+	+	+	+	+	+	+	+

connector 8 pin							
+	-	CAN H	CAN L	CAN H	CAN L	OUT +/-	OUT +/-
PWR +12V	GND	CAN1-H	CAN1-L	CAN2-H	CAN2-L	Alter. control blinkers	Alt. contr. centr. lock.
1	2	3	4	5	6	7	8
+	+	+	+	+	+	+	+

connector 10 pin									
OUT	IN	IN	IN	IN	IN	IN	IN	IN	IN
Foot brake	Drivers door opening sim.	Stop engine	Start engine	Comfort closure	Trunk release	All doors unlock	Driver door unlock	All doors lock	Turn signal control
1	2	3	4	5	6	7	8	9	10
+	+	+	+	+	+	+	+	+	+

Contr. of factory alarm	Contr.c.lock. when ign.is on
+	+

Comments:

Switches:

CHRYSLER GRAND VOYAGER

year: 2008 →

programme №: 245

from: 2013-04-12

connector 15 pin														
OUT	OUT	OUT	OUT	OUT	OUT	OUT	OUT	OUT	OUT	OUT	OUT	OUT	OUT	OUT
Driver door sensor	Passengers door sensor	Trunk sense	Hood sense	Factory alarm++	Armed state	Lock factory remote	Unlock factory remote	Switches combination	Hand brake	Speed 10kmph	Engine run	Engine speed (RPM)	Ignition	Key in ignition
1	2	3	4	5	6	7	8	9	10	11	12	13	14	15
+	+	+	+	+	+	+	+	+	+	+	+	+	+	+

connector 8 pin							
+	-	CAN H	CAN L	CAN H	CAN L	OUT +/-	OUT +/-
PWR +12V	GND	CAN1-H	CAN1-L	CAN2-H	CAN2-L	Alter. control blinkers	Alt. contr. centr. lock.
1	2	3	4	5	6	7	8
+	+	+	+	+	+	+	+

connector 10 pin									
OUT	IN	IN	IN	IN	IN	IN	IN	IN	IN
Foot brake	Drivers door opening sim.	Stop engine	Start engine	Comfort closure	Trunk release	All doors unlock	Driver door unlock	All doors lock	Turn signal control
1	2	3	4	5	6	7	8	9	10
+	+	+	+	+	+	+	+	+	+

Contr. of factory alarm	Contr.c.lock. when ign.is on
+	+

Comments: For correct operating of CAN network signals sending functions, car has to be once closed and opened with factory remote control.

Switches:

CHRYSLER PT CRUISER year: **2006** → with and without Keyless System programme №: **116** from: **2013-09-12**

connector 15 pin															connector 8 pin								connector 10 pin																					
OUT	OUT	OUT	OUT	OUT	OUT	OUT	OUT	OUT	OUT	OUT	OUT	OUT	OUT	OUT	+	-	CAN H	CAN L	CAN H	CAN L	OUT +/-	OUT +/-	OUT	IN	IN	IN	IN	IN	IN	IN	IN	IN	IN	IN										
Driver door sensor	Passengers door sensor	Trunk sense	Hood sense	Factory alarm++	Armed state	Lock factory remote	Unlock factory remote	Switches combination	Hand brake	Speed 10kmph	Engine run	Engine speed (RPM)	Ignition	Key in ignition	PWR +12V	GND	CAN1-H	CAN1-L	CAN2-H	CAN2-L	Alter. control blinkers	Alt. contr. centr. lock.	Foot brake	Drivers door opening sim.	Stop engine	Start engine	Comfort closure	Trunk release	All doors unlock	Driver door unlock	All doors lock	Turn signal control	Contr. of factory alarm	Contr.c.lock. when ign.is on										
1	2	3	4	5	6	7	8	9	10	11	12	13	14	15	1	2	3	4	5	6	7	8	1	2	3	4	5	6	7	8	9	10	+	+	+	+	+	+	+	+	+	+	+	+

Comments: For correct operating of CAN network signals sending functions, car has to be once closed and opened with factory remote control.

Switches:

CHRYSLER SEBRING year: **2007** → with and without Keyless System programme №: **116** from: **2013-09-12**

connector 15 pin															connector 8 pin								connector 10 pin																					
OUT	OUT	OUT	OUT	OUT	OUT	OUT	OUT	OUT	OUT	OUT	OUT	OUT	OUT	OUT	+	-	CAN H	CAN L	CAN H	CAN L	OUT +/-	OUT +/-	OUT	IN	IN	IN	IN	IN	IN	IN	IN	IN	IN	IN										
Driver door sensor	Passengers door sensor	Trunk sense	Hood sense	Factory alarm++	Armed state	Lock factory remote	Unlock factory remote	Switches combination	Hand brake	Speed 10kmph	Engine run	Engine speed (RPM)	Ignition	Key in ignition	PWR +12V	GND	CAN1-H	CAN1-L	CAN2-H	CAN2-L	Alter. control blinkers	Alt. contr. centr. lock.	Foot brake	Drivers door opening sim.	Stop engine	Start engine	Comfort closure	Trunk release	All doors unlock	Driver door unlock	All doors lock	Turn signal control	Contr. of factory alarm	Contr.c.lock. when ign.is on										
1	2	3	4	5	6	7	8	9	10	11	12	13	14	15	1	2	3	4	5	6	7	8	1	2	3	4	5	6	7	8	9	10	+	+	+	+	+	+	+	+	+	+	+	+

Comments: For correct operating of CAN network signals sending functions, car has to be once closed and opened with factory remote control.

Switches:

CITROEN BERLINGO MULTISPACE year: **2012** → (with factory alarm) programme №: **143** from: **2013-04-18**

connector 15 pin															connector 8 pin								connector 10 pin																					
OUT	OUT	OUT	OUT	OUT	OUT	OUT	OUT	OUT	OUT	OUT	OUT	OUT	OUT	OUT	+	-	CAN H	CAN L	CAN H	CAN L	OUT +/-	OUT +/-	OUT	IN	IN	IN	IN	IN	IN	IN	IN	IN	IN	IN										
Driver door sensor	Passengers door sensor	Trunk sense	Hood sense	Factory alarm++	Armed state	Lock factory remote	Unlock factory remote	Switches combination	Hand brake	Speed 10kmph	Engine run	Engine speed (RPM)	Ignition	Key in ignition	PWR +12V	GND	CAN1-H	CAN1-L	CAN2-H	CAN2-L	Alter. control blinkers	Alt. contr. centr. lock.	Foot brake	Drivers door opening sim.	Stop engine	Start engine	Comfort closure	Trunk release	All doors unlock	Driver door unlock	All doors lock	Turn signal control	Contr. of factory alarm	Contr.c.lock. when ign.is on										
1	2	3	4	5	6	7	8	9	10	11	12	13	14	15	1	2	3	4	5	6	7	8	1	2	3	4	5	6	7	8	9	10	+	+	+	+	+	+	+	+	+	+	+	+

Comments: If the car does not have the manufacturer's alarm system, then the manufacturer's alarm system should be activated (switched on) through service/diagnostic computer, otherwise statuses "Factory system alarm", "Driver door sense", "Passang. door sense", "Trunk sense" and function "Turn signal control" will not work.

Switches:

CITROEN BERLINGO MULTISPACE year: **2012** → (without factory alarm) programme №: **193** from: **2013-04-18**

connector 15 pin															connector 8 pin								connector 10 pin																					
OUT	OUT	OUT	OUT	OUT	OUT	OUT	OUT	OUT	OUT	OUT	OUT	OUT	OUT	OUT	+	-	CAN H	CAN L	CAN H	CAN L	OUT +/-	OUT +/-	OUT	IN	IN	IN	IN	IN	IN	IN	IN	IN	IN	IN										
Driver door sensor	Passengers door sensor	Trunk sense	Hood sense	Factory alarm++	Armed state	Lock factory remote	Unlock factory remote	Switches combination	Hand brake	Speed 10kmph	Engine run	Engine speed (RPM)	Ignition	Key in ignition	PWR +12V	GND	CAN1-H	CAN1-L	CAN2-H	CAN2-L	Alter. control blinkers	Alt. contr. centr. lock.	Foot brake	Drivers door opening sim.	Stop engine	Start engine	Comfort closure	Trunk release	All doors unlock	Driver door unlock	All doors lock	Turn signal control	Contr. of factory alarm	Contr.c.lock. when ign.is on										
1	2	3	4	5	6	7	8	9	10	11	12	13	14	15	1	2	3	4	5	6	7	8	1	2	3	4	5	6	7	8	9	10	+	+	+	+	+	+	+	+	+	+	+	+

Comments: If the car does not have the manufacturer's alarm system, then the manufacturer's alarm system should be activated (switched on) through service/diagnostic computer, otherwise statuses "Factory system alarm", "Driver door sense", "Passang. door sense", "Trunk sense" and function "Turn signal control" will not work.

Switches:

CITROEN BERLINGO year: **2008** → (with factory alarm) programme №: **143** from: **2013-04-18**

connector 15 pin															connector 8 pin								connector 10 pin																					
OUT	OUT	OUT	OUT	OUT	OUT	OUT	OUT	OUT	OUT	OUT	OUT	OUT	OUT	OUT	+	-	CAN H	CAN L	CAN H	CAN L	OUT +/-	OUT +/-	OUT	IN	IN	IN	IN	IN	IN	IN	IN	IN	IN	IN										
Driver door sensor	Passengers door sensor	Trunk sense	Hood sense	Factory alarm++	Armed state	Lock factory remote	Unlock factory remote	Switches combination	Hand brake	Speed 10kmph	Engine run	Engine speed (RPM)	Ignition	Key in ignition	PWR +12V	GND	CAN1-H	CAN1-L	CAN2-H	CAN2-L	Alter. control blinkers	Alt. contr. centr. lock.	Foot brake	Drivers door opening sim.	Stop engine	Start engine	Comfort closure	Trunk release	All doors unlock	Driver door unlock	All doors lock	Turn signal control	Contr. of factory alarm	Contr.c.lock. when ign.is on										
1	2	3	4	5	6	7	8	9	10	11	12	13	14	15	1	2	3	4	5	6	7	8	1	2	3	4	5	6	7	8	9	10	+	+	+	+	+	+	+	+	+	+	+	+

Comments: If the car does not have the manufacturer's alarm system, then the manufacturer's alarm system should be activated (switched on) through service/diagnostic computer, otherwise statuses "Factory system alarm", "Driver door sense", "Passang. door sense", "Trunk sense", "Hood sense" and function "Turn signal control" will not work.

Switches:

CITROEN BERLINGO															year: 2008 →	(without factory alarm)								programme №: 193	from: 2013-04-18																													
connector 15 pin															connector 8 pin								connector 10 pin																															
OUT	OUT	OUT	OUT	OUT	OUT	OUT	OUT	OUT	OUT	OUT	OUT	OUT	OUT	OUT	+	-	CAN H	CAN L	CAN H	CAN L	OUT +/-	OUT +/-	OUT	IN	IN	IN	IN	IN	IN	IN	IN	IN	IN	IN																				
Driver door sensor	Passengers door sensor	Trunk sense	Hood sense	Factory alarm++	Armed state	Lock factory remote	Unlock factory remote	Switches combination	Hand brake	Speed 10kmph	Engine run	Engine speed (RPM)	Ignition	Key in ignition	PWR +12V	GND	CAN1-H	CAN1-L	CAN2-H	CAN2-L	Alter. control blinkers	Alt. contr. centr. lock.	Foot brake	Drivers door opening sim.	Stop engine	Start engine	Comfort closure	Trunk release	All doors unlock	Driver door unlock	All doors lock	Turn signal control	Contr. of factory alarm	Contr.c.lock. when ign.is on																				
1	2	3	4	5	6	7	8	9	10	11	12	13	14	15	1	2	3	4	5	6	7	8	1	2	3	4	5	6	7	8	9	10	+	+	+	+	+	+	+	+	+	+	+	+	+	+	+	+	+	+	+	+	+	+
Comments:															If the car does not have the manufacturer's alarm system, then the manufacturer's alarm system should be activated (switched on) through service/diagnostic computer, otherwise status "Factory system alarm" and function "Turn signal control" will not work.																																							
Switches:															<input checked="" type="checkbox"/> <input checked="" type="checkbox"/>																																							

CITROEN BERLINGO															year: 2003 →	(without factory alarm)								programme №: 292	from: 2013-03-13																													
connector 15 pin															connector 8 pin								connector 10 pin																															
OUT	OUT	OUT	OUT	OUT	OUT	OUT	OUT	OUT	OUT	OUT	OUT	OUT	OUT	OUT	+	-	CAN H	CAN L	CAN H	CAN L	OUT +/-	OUT +/-	OUT	IN	IN	IN	IN	IN	IN	IN	IN	IN	IN	IN																				
Driver door sensor	Passengers door sensor	Trunk sense	Hood sense	Factory alarm++	Armed state	Lock factory remote	Unlock factory remote	Switches combination	Hand brake	Speed 10kmph	Engine run	Engine speed (RPM)	Ignition	Key in ignition	PWR +12V	GND	CAN1-H	CAN1-L	CAN2-H	CAN2-L	Alter. control blinkers	Alt. contr. centr. lock.	Foot brake	Drivers door opening sim.	Stop engine	Start engine	Comfort closure	Trunk release	All doors unlock	Driver door unlock	All doors lock	Turn signal control	Contr. of factory alarm	Contr.c.lock. when ign.is on																				
1	2	3	4	5	6	7	8	9	10	11	12	13	14	15	1	2	3	4	5	6	7	8	1	2	3	4	5	6	7	8	9	10	+	+	+	+	+	+	+	+	+	+	+	+	+	+	+	+	+	+	+	+	+	+
Comments:															If the car does not have the manufacturer's alarm system, then the manufacturer's alarm system should be activated (switched on) through service/diagnostic computer, otherwise status "Factory system alarm" and function "Turn signal control" will not work.																																							
Switches:															<input checked="" type="checkbox"/> <input checked="" type="checkbox"/>																																							

CITROEN BERLINGO															year: 2003 →	(without factory alarm)								programme №: 292	from: 2013-03-13																													
connector 15 pin															connector 8 pin								connector 10 pin																															
OUT	OUT	OUT	OUT	OUT	OUT	OUT	OUT	OUT	OUT	OUT	OUT	OUT	OUT	OUT	+	-	CAN H	CAN L	CAN H	CAN L	OUT +/-	OUT +/-	OUT	IN	IN	IN	IN	IN	IN	IN	IN	IN	IN	IN																				
Driver door sensor	Passengers door sensor	Trunk sense	Hood sense	Factory alarm++	Armed state	Lock factory remote	Unlock factory remote	Switches combination	Hand brake	Speed 10kmph	Engine run	Engine speed (RPM)	Ignition	Key in ignition	PWR +12V	GND	CAN1-H	CAN1-L	CAN2-H	CAN2-L	Alter. control blinkers	Alt. contr. centr. lock.	Foot brake	Drivers door opening sim.	Stop engine	Start engine	Comfort closure	Trunk release	All doors unlock	Driver door unlock	All doors lock	Turn signal control	Contr. of factory alarm	Contr.c.lock. when ign.is on																				
1	2	3	4	5	6	7	8	9	10	11	12	13	14	15	1	2	3	4	5	6	7	8	1	2	3	4	5	6	7	8	9	10	+	+	+	+	+	+	+	+	+	+	+	+	+	+	+	+	+	+	+	+	+	+
Comments:															If the car does not have the manufacturer's alarm system, then the manufacturer's alarm system should be activated (switched on) through service/diagnostic computer, otherwise status "Factory system alarm" and function "Turn signal control" will not work.																																							
Switches:															<input checked="" type="checkbox"/> <input checked="" type="checkbox"/>																																							

CITROEN C-CROSSER															year: 2007 →	with and without Keyless System								programme №: 142	from: 2013-04-18																													
connector 15 pin															connector 8 pin								connector 10 pin																															
OUT	OUT	OUT	OUT	OUT	OUT	OUT	OUT	OUT	OUT	OUT	OUT	OUT	OUT	OUT	+	-	CAN H	CAN L	CAN H	CAN L	OUT +/-	OUT +/-	OUT	IN	IN	IN	IN	IN	IN	IN	IN	IN	IN	IN																				
Driver door sensor	Passengers door sensor	Trunk sense	Hood sense	Factory alarm++	Armed state	Lock factory remote	Unlock factory remote	Switches combination	Hand brake	Speed 10kmph	Engine run	Engine speed (RPM)	Ignition	Key in ignition	PWR +12V	GND	CAN1-H	CAN1-L	CAN2-H	CAN2-L	Alter. control blinkers	Alt. contr. centr. lock.	Foot brake	Drivers door opening sim.	Stop engine	Start engine	Comfort closure	Trunk release	All doors unlock	Driver door unlock	All doors lock	Turn signal control	Contr. of factory alarm	Contr.c.lock. when ign.is on																				
1	2	3	4	5	6	7	8	9	10	11	12	13	14	15	1	2	3	4	5	6	7	8	1	2	3	4	5	6	7	8	9	10	+	+	+	+	+	+	+	+	+	+	+	+	+	+	+	+	+	+	+	+	+	+
Comments:															If the car does not have the manufacturer's alarm system, then the manufacturer's alarm system should be activated (switched on) through service/diagnostic computer, otherwise status "Factory system alarm" and function "Turn signal control" will not work.																																							
Switches:															<input checked="" type="checkbox"/> <input checked="" type="checkbox"/>																																							

CITROEN C-ELISEE															year: 2013 →	(without factory alarm)								programme №: 298	from: 2013-06-15																													
connector 15 pin															connector 8 pin								connector 10 pin																															
OUT	OUT	OUT	OUT	OUT	OUT	OUT	OUT	OUT	OUT	OUT	OUT	OUT	OUT	OUT	+	-	CAN H	CAN L	CAN H	CAN L	OUT +/-	OUT +/-	OUT	IN	IN	IN	IN	IN	IN	IN	IN	IN	IN	IN																				
Driver door sensor	Passengers door sensor	Trunk sense	Hood sense	Factory alarm++	Armed state	Lock factory remote	Unlock factory remote	Switches combination	Hand brake	Speed 10kmph	Engine run	Engine speed (RPM)	Ignition	Key in ignition	PWR +12V	GND	CAN1-H	CAN1-L	CAN2-H	CAN2-L	Alter. control blinkers	Alt. contr. centr. lock.	Foot brake	Drivers door opening sim.	Stop engine	Start engine	Comfort closure	Trunk release	All doors unlock	Driver door unlock	All doors lock	Turn signal control	Contr. of factory alarm	Contr.c.lock. when ign.is on																				
1	2	3	4	5	6	7	8	9	10	11	12	13	14	15	1	2	3	4	5	6	7	8	1	2	3	4	5	6	7	8	9	10	+	+	+	+	+	+	+	+	+	+	+	+	+	+	+	+	+	+	+	+	+	+
Comments:															If the car does not have the manufacturer's alarm system, then the manufacturer's alarm system should be activated (switched on) through service/diagnostic computer, otherwise status "Factory system alarm" and function "Turn signal control" will not work.																																							
Switches:															<input checked="" type="checkbox"/>																																							

CITROEN C2															year: 2006 →		(with factory alarm)		programme №: 143										from: 2013-04-18									
connector 15 pin															connector 8 pin								connector 10 pin															
OUT	OUT	OUT	OUT	OUT	OUT	OUT	OUT	OUT	OUT	OUT	OUT	OUT	OUT	OUT	+	-	CAN H	CAN L	CAN H	CAN L	OUT +/-	OUT +/-	OUT	IN	IN	IN	IN	IN	IN	IN	IN	IN	IN	IN	IN	IN	OUT	IN
Driver door sensor	Passengers door sensor	Trunk sense	Hood sense	Factory alarm++	Armed state	Lock factory remote	Unlock factory remote	Switches combination	Hand brake	Speed 10kmph	Engine run	Engine speed (RPM)	Ignition	Key in ignition	PWR +12V	GND	CAN1-H	CAN1-L	CAN2-H	CAN2-L	Alter. control blinkers	Alt. contr. centr. lock.	Foot brake	Drivers door opening sim.	Stop engine	Start engine	Comfort closure	Trunk release	All doors unlock	Driver door unlock	All doors lock	Turn signal control	Contr. of factory alarm	Contr.c.lock. when ign.is on				
1	2	3	4	5	6	7	8	9	10	11	12	13	14	15	1	2	3	4	5	6	7	8	1	2	3	4	5	6	7	8	9	10						
+	+	+	+	+	+	+	+	+	+	+	+	+	+	+	+	+	+	+	+	+	+	+	+	+	+	+	+	+	+	+	+	+						
Comments:															If the car does not have the manufacturer's alarm system, then the manufacturer's alarm system should be activated (switched on) through service/diagnostic computer, otherwise statuses "Factory system alarm", "Driver door sense", "Passang. door sense", "Trunk sense", "Hood sense" and function "Turn signal control" will not work.																							
Switches:															<input checked="" type="checkbox"/> <input checked="" type="checkbox"/>																							

CITROEN C2															year: 2006 →		(without factory alarm)		programme №: 193										from: 2013-04-18							
connector 15 pin															connector 8 pin								connector 10 pin													
OUT	OUT	OUT	OUT	OUT	OUT	OUT	OUT	OUT	OUT	OUT	OUT	OUT	OUT	OUT	+	-	CAN H	CAN L	CAN H	CAN L	OUT +/-	OUT +/-	OUT	IN	IN	IN	IN	IN	IN	IN	IN	IN	IN	IN	OUT	IN
Driver door sensor	Passengers door sensor	Trunk sense	Hood sense	Factory alarm++	Armed state	Lock factory remote	Unlock factory remote	Switches combination	Hand brake	Speed 10kmph	Engine run	Engine speed (RPM)	Ignition	Key in ignition	PWR +12V	GND	CAN1-H	CAN1-L	CAN2-H	CAN2-L	Alter. control blinkers	Alt. contr. centr. lock.	Foot brake	Drivers door opening sim.	Stop engine	Start engine	Comfort closure	Trunk release	All doors unlock	Driver door unlock	All doors lock	Turn signal control	Contr. of factory alarm	Contr.c.lock. when ign.is on		
1	2	3	4	5	6	7	8	9	10	11	12	13	14	15	1	2	3	4	5	6	7	8	1	2	3	4	5	6	7	8	9	10				
+	+	+	+	+	+	+	+	+	+	+	+	+	+	+	+	+	+	+	+	+	+	+	+	+	+	+	+	+	+	+	+	+				
Comments:															If the car does not have the manufacturer's alarm system, then the manufacturer's alarm system should be activated (switched on) through service/diagnostic computer, otherwise status "Factory system alarm" and function "Turn signal control" will not work.																					
Switches:															<input checked="" type="checkbox"/> <input checked="" type="checkbox"/>																					



CITROEN C3															year: 2010 →		(with factory alarm)		programme №: 143										from: 2013-04-18							
connector 15 pin															connector 8 pin								connector 10 pin													
OUT	OUT	OUT	OUT	OUT	OUT	OUT	OUT	OUT	OUT	OUT	OUT	OUT	OUT	OUT	+	-	CAN H	CAN L	CAN H	CAN L	OUT +/-	OUT +/-	OUT	IN	IN	IN	IN	IN	IN	IN	IN	IN	IN	IN	OUT	IN
Driver door sensor	Passengers door sensor	Trunk sense	Hood sense	Factory alarm++	Armed state	Lock factory remote	Unlock factory remote	Switches combination	Hand brake	Speed 10kmph	Engine run	Engine speed (RPM)	Ignition	Key in ignition	PWR +12V	GND	CAN1-H	CAN1-L	CAN2-H	CAN2-L	Alter. control blinkers	Alt. contr. centr. lock.	Foot brake	Drivers door opening sim.	Stop engine	Start engine	Comfort closure	Trunk release	All doors unlock	Driver door unlock	All doors lock	Turn signal control	Contr. of factory alarm	Contr.c.lock. when ign.is on		
1	2	3	4	5	6	7	8	9	10	11	12	13	14	15	1	2	3	4	5	6	7	8	1	2	3	4	5	6	7	8	9	10				
+	+	+	+	+	+	+	+	+	+	+	+	+	+	+	+	+	+	+	+	+	+	+	+	+	+	+	+	+	+	+	+	+				
Comments:															If the car does not have the manufacturer's alarm system, then the manufacturer's alarm system should be activated (switched on) through service/diagnostic computer, otherwise statuses "Factory system alarm", "Driver door sense", "Passang. door sense", "Trunk sense", "Hood sense" and function "Turn signal control" will not work.																					
Switches:															<input checked="" type="checkbox"/> <input checked="" type="checkbox"/>																					

CITROEN C3															year: 2010 →		(without factory alarm)		programme №: 193										from: 2013-04-18							
connector 15 pin															connector 8 pin								connector 10 pin													
OUT	OUT	OUT	OUT	OUT	OUT	OUT	OUT	OUT	OUT	OUT	OUT	OUT	OUT	OUT	+	-	CAN H	CAN L	CAN H	CAN L	OUT +/-	OUT +/-	OUT	IN	IN	IN	IN	IN	IN	IN	IN	IN	IN	IN	OUT	IN
Driver door sensor	Passengers door sensor	Trunk sense	Hood sense	Factory alarm++	Armed state	Lock factory remote	Unlock factory remote	Switches combination	Hand brake	Speed 10kmph	Engine run	Engine speed (RPM)	Ignition	Key in ignition	PWR +12V	GND	CAN1-H	CAN1-L	CAN2-H	CAN2-L	Alter. control blinkers	Alt. contr. centr. lock.	Foot brake	Drivers door opening sim.	Stop engine	Start engine	Comfort closure	Trunk release	All doors unlock	Driver door unlock	All doors lock	Turn signal control	Contr. of factory alarm	Contr.c.lock. when ign.is on		
1	2	3	4	5	6	7	8	9	10	11	12	13	14	15	1	2	3	4	5	6	7	8	1	2	3	4	5	6	7	8	9	10				
+	+	+	+	+	+	+	+	+	+	+	+	+	+	+	+	+	+	+	+	+	+	+	+	+	+	+	+	+	+	+	+	+				
Comments:															If the car does not have the manufacturer's alarm system, then the manufacturer's alarm system should be activated (switched on) through service/diagnostic computer, otherwise status "Factory system alarm" and function "Turn signal control" will not work.																					
Switches:															<input checked="" type="checkbox"/> <input checked="" type="checkbox"/>																					

CITROEN C3															year: 2006 →		(with factory alarm)		programme №: 143										from: 2013-04-18							
connector 15 pin															connector 8 pin								connector 10 pin													
OUT	OUT	OUT	OUT	OUT	OUT	OUT	OUT	OUT	OUT	OUT	OUT	OUT	OUT	OUT	+	-	CAN H	CAN L	CAN H	CAN L	OUT +/-	OUT +/-	OUT	IN	IN	IN	IN	IN	IN	IN	IN	IN	IN	IN	OUT	IN
Driver door sensor	Passengers door sensor	Trunk sense	Hood sense	Factory alarm++	Armed state	Lock factory remote	Unlock factory remote	Switches combination	Hand brake	Speed 10kmph	Engine run	Engine speed (RPM)	Ignition	Key in ignition	PWR +12V	GND	CAN1-H	CAN1-L	CAN2-H	CAN2-L	Alter. control blinkers	Alt. contr. centr. lock.	Foot brake	Drivers door opening sim.	Stop engine	Start engine	Comfort closure	Trunk release	All doors unlock	Driver door unlock	All doors lock	Turn signal control	Contr. of factory alarm	Contr.c.lock. when ign.is on		
1	2	3	4	5	6	7	8	9	10	11	12	13	14	15	1	2	3	4	5	6	7	8	1	2	3	4	5	6	7	8	9	10				
+	+	+	+	+	+	+	+	+	+	+	+	+	+	+	+	+	+	+	+	+	+	+	+	+	+	+	+	+	+	+	+	+				
Comments:															If the car does not have the manufacturer's alarm system, then the manufacturer's alarm system should be activated (switched on) through service/diagnostic computer, otherwise statuses "Factory system alarm", "Driver door sense", "Passang. door sense", "Trunk sense", "Hood sense" and function "Turn signal control" will not work.																					
Switches:															<input checked="" type="checkbox"/> <input checked="" type="checkbox"/>																					



CITROEN C3															year: 2006 →		(without factory alarm)		programme №: 193										from: 2013-04-18									
connector 15 pin															connector 8 pin								connector 10 pin															
OUT	OUT	OUT	OUT	OUT	OUT	OUT	OUT	OUT	OUT	OUT	OUT	OUT	OUT	OUT	+	-	CAN H	CAN L	CAN H	CAN L	OUT +/-	OUT +/-	OUT	IN	IN	IN	IN	IN	IN	IN	IN	IN	IN	IN	IN	IN		
Driver door sensor	Passengers door sensor	Trunk sense	Hood sense	Factory alarm++	Armed state	Lock factory remote	Unlock factory remote	Switches combination	Hand brake	Speed 10kmph	Engine run	Engine speed (RPM)	Ignition	Key in ignition	PWR +12V	GND	CAN1-H	CAN1-L	CAN2-H	CAN2-L	Alter. control blinkers	Alt. contr. centr. lock.	Foot brake	Drivers door opening sim.	Stop engine	Start engine	Comfort closure	Trunk release	All doors unlock	Driver door unlock	All doors lock	Turn signal control	Contr. of factory alarm	Contr.c.lock. when ign.is on				
1	2	3	4	5	6	7	8	9	10	11	12	13	14	15	1	2	3	4	5	6	7	8	1	2	3	4	5	6	7	8	9	10						
+	+	+	-	+	+	+	+	+	+	+	+	+	+	+	+	+	+	+	+	+	+	+	+	+	+	+	+	+	+	+	+	+						

Comments: If the car does not have the manufacturer's alarm system, then the manufacturer's alarm system should be activated (switched on) through service/diagnostic computer, otherwise status "Factory system alarm" and function "Turn signal control" will not work.

Switches:  



CITROEN C3 PICASSO															year: 2009 →		(with factory alarm)		programme №: 143										from: 2013-04-18							
connector 15 pin															connector 8 pin								connector 10 pin													
OUT	OUT	OUT	OUT	OUT	OUT	OUT	OUT	OUT	OUT	OUT	OUT	OUT	OUT	OUT	+	-	CAN H	CAN L	CAN H	CAN L	OUT +/-	OUT +/-	OUT	IN	IN	IN	IN	IN	IN	IN	IN	IN	IN	IN		
Driver door sensor	Passengers door sensor	Trunk sense	Hood sense	Factory alarm++	Armed state	Lock factory remote	Unlock factory remote	Switches combination	Hand brake	Speed 10kmph	Engine run	Engine speed (RPM)	Ignition	Key in ignition	PWR +12V	GND	CAN1-H	CAN1-L	CAN2-H	CAN2-L	Alter. control blinkers	Alt. contr. centr. lock.	Foot brake	Drivers door opening sim.	Stop engine	Start engine	Comfort closure	Trunk release	All doors unlock	Driver door unlock	All doors lock	Turn signal control	Contr. of factory alarm	Contr.c.lock. when ign.is on		
1	2	3	4	5	6	7	8	9	10	11	12	13	14	15	1	2	3	4	5	6	7	8	1	2	3	4	5	6	7	8	9	10				
+	+	+	-	+	+	+	+	+	+	+	+	+	+	+	+	+	+	+	+	+	+	+	+	+	+	+	+	+	+	+	+	+				

Comments: If the car does not have the manufacturer's alarm system, then the manufacturer's alarm system should be activated (switched on) through service/diagnostic computer, otherwise statuses "Factory system alarm", "Driver door sense", "Passang. door sense", "Trunk sense", "Hood sense" and function "Turn signal control" will not work.

Switches:  



CITROEN C3 PICASSO															year: 2009 →				programme №: 192										from: 2013-03-13							
connector 15 pin															connector 8 pin								connector 10 pin													
OUT	OUT	OUT	OUT	OUT	OUT	OUT	OUT	OUT	OUT	OUT	OUT	OUT	OUT	OUT	+	-	CAN H	CAN L	CAN H	CAN L	OUT +/-	OUT +/-	OUT	IN	IN	IN	IN	IN	IN	IN	IN	IN	IN	IN		
Driver door sensor	Passengers door sensor	Trunk sense	Hood sense	Factory alarm++	Armed state	Lock factory remote	Unlock factory remote	Switches combination	Hand brake	Speed 10kmph	Engine run	Engine speed (RPM)	Ignition	Key in ignition	PWR +12V	GND	CAN1-H	CAN1-L	CAN2-H	CAN2-L	Alter. control blinkers	Alt. contr. centr. lock.	Foot brake	Drivers door opening sim.	Stop engine	Start engine	Comfort closure	Trunk release	All doors unlock	Driver door unlock	All doors lock	Turn signal control	Contr. of factory alarm	Contr.c.lock. when ign.is on		
1	2	3	4	5	6	7	8	9	10	11	12	13	14	15	1	2	3	4	5	6	7	8	1	2	3	4	5	6	7	8	9	10				
+	+	+	-	+	+	+	+	+	+	+	+	+	+	+	+	+	+	+	+	+	+	+	+	+	+	+	+	+	+	+	+	+				

Comments: 2 seconds after the ignition starts, "Hand brake status" is active regardless of whether the hand brake is off.

Switches:  


CITROEN C3 PICASSO															year: 2009 →				programme №: 193										from: 2013-04-18							
connector 15 pin															connector 8 pin								connector 10 pin													
OUT	OUT	OUT	OUT	OUT	OUT	OUT	OUT	OUT	OUT	OUT	OUT	OUT	OUT	OUT	+	-	CAN H	CAN L	CAN H	CAN L	OUT +/-	OUT +/-	OUT	IN	IN	IN	IN	IN	IN	IN	IN	IN	IN	IN		
Driver door sensor	Passengers door sensor	Trunk sense	Hood sense	Factory alarm++	Armed state	Lock factory remote	Unlock factory remote	Switches combination	Hand brake	Speed 10kmph	Engine run	Engine speed (RPM)	Ignition	Key in ignition	PWR +12V	GND	CAN1-H	CAN1-L	CAN2-H	CAN2-L	Alter. control blinkers	Alt. contr. centr. lock.	Foot brake	Drivers door opening sim.	Stop engine	Start engine	Comfort closure	Trunk release	All doors unlock	Driver door unlock	All doors lock	Turn signal control	Contr. of factory alarm	Contr.c.lock. when ign.is on		
1	2	3	4	5	6	7	8	9	10	11	12	13	14	15	1	2	3	4	5	6	7	8	1	2	3	4	5	6	7	8	9	10				
+	+	+	-	+	+	+	+	+	+	+	+	+	+	+	+	+	+	+	+	+	+	+	+	+	+	+	+	+	+	+	+	+				

Comments: If the car does not have the manufacturer's alarm system, then the manufacturer's alarm system should be activated (switched on) through service/diagnostic computer, otherwise status "Factory system alarm" and function "Turn signal control" will not work.

Switches:  

CITROEN C4															year: 2013 →				programme №: 298										from: 2013-06-15							
connector 15 pin															connector 8 pin								connector 10 pin													
OUT	OUT	OUT	OUT	OUT	OUT	OUT	OUT	OUT	OUT	OUT	OUT	OUT	OUT	OUT	+	-	CAN H	CAN L	CAN H	CAN L	OUT +/-	OUT +/-	OUT	IN	IN	IN	IN	IN	IN	IN	IN	IN	IN	IN		
Driver door sensor	Passengers door sensor	Trunk sense	Hood sense	Factory alarm++	Armed state	Lock factory remote	Unlock factory remote	Switches combination	Hand brake	Speed 10kmph	Engine run	Engine speed (RPM)	Ignition	Key in ignition	PWR +12V	GND	CAN1-H	CAN1-L	CAN2-H	CAN2-L	Alter. control blinkers	Alt. contr. centr. lock.	Foot brake	Drivers door opening sim.	Stop engine	Start engine	Comfort closure	Trunk release	All doors unlock	Driver door unlock	All doors lock	Turn signal control	Contr. of factory alarm	Contr.c.lock. when ign.is on		
1	2	3	4	5	6	7	8	9	10	11	12	13	14	15	1	2	3	4	5	6	7	8	1	2	3	4	5	6	7	8	9	10				
+	+	+	-	+	+	+	+	+	+	+	+	+	+	+	+	+	+	+	+	+	+	+	+	+	+	+	+	+	+	+	+	+				

Comments:

Switches: 

CITROEN C4 EXCLUSIVE															year: 2013 →								programme №: 298										from: 2013-06-15				
connector 15 pin															connector 8 pin								connector 10 pin														
OUT	OUT	OUT	OUT	OUT	OUT	OUT	OUT	OUT	OUT	OUT	OUT	OUT	OUT	OUT	+	-	CAN H	CAN L	CAN H	CAN L	OUT +/-	OUT +/-	OUT	IN	IN	IN	IN	IN	IN	IN	IN	IN	IN	IN	IN		
Driver door sensor	Passengers door sensor	Trunk sense	Hood sense	Factory alarm++	Armed state	Lock factory remote	Unlock factory remote	Switches combination	Hand brake	Speed 10kmph	Engine run	Engine speed (RPM)	Ignition	Key in ignition	PWR +12V	GND	CAN1-H	CAN1-L	CAN2-H	CAN2-L	Alter. control blinkers	Alt. contr. centr. lock.	Foot brake	Drivers door opening sim.	Stop engine	Start engine	Comfort closure	Trunk release	All doors unlock	Driver door unlock	All doors lock	Turn signal control	Contr. of factory alarm	Contr.c.lock. when ign.is on			
1	2	3	4	5	6	7	8	9	10	11	12	13	14	15	1	2	3	4	5	6	7	8	1	2	3	4	5	6	7	8	9	10					
+	+	+	+	+	+	+	+	+	+	+	+	+	+	+	+	+	+	+	+	+	+	+	+	+	+	+	+	+	+	+	+	+					

CITROEN C4 AIRCROSS															year: 2013 →								programme №: 451										from: 2013-11-04			
connector 15 pin															connector 8 pin								connector 10 pin													
OUT	OUT	OUT	OUT	OUT	OUT	OUT	OUT	OUT	OUT	OUT	OUT	OUT	OUT	OUT	+	-	CAN H	CAN L	CAN H	CAN L	OUT +/-	OUT +/-	OUT	IN	IN	IN	IN	IN	IN	IN	IN	IN	IN	IN		
Driver door sensor	Passengers door sensor	Trunk sense	Hood sense	Factory alarm++	Armed state	Lock factory remote	Unlock factory remote	Switches combination	Hand brake	Speed 10kmph	Engine run	Engine speed (RPM)	Ignition	Key in ignition	PWR +12V	GND	CAN1-H	CAN1-L	CAN2-H	CAN2-L	Alter. control blinkers	Alt. contr. centr. lock.	Foot brake	Drivers door opening sim.	Stop engine	Start engine	Comfort closure	Trunk release	All doors unlock	Driver door unlock	All doors lock	Turn signal control	Contr. of factory alarm	Contr.c.lock. when ign.is on		
1	2	3	4	5	6	7	8	9	10	11	12	13	14	15	1	2	3	4	5	6	7	8	1	2	3	4	5	6	7	8	9	10				
+	+	+	+	+	+	+	+	+	+	+	+	+	+	+	+	+	+	+	+	+	+	+	+	+	+	+	+	+	+	+	+	+				

CITROEN C4															year: 2011 →								programme №: 298										from: 2013-06-15			
connector 15 pin															connector 8 pin								connector 10 pin													
OUT	OUT	OUT	OUT	OUT	OUT	OUT	OUT	OUT	OUT	OUT	OUT	OUT	OUT	OUT	+	-	CAN H	CAN L	CAN H	CAN L	OUT +/-	OUT +/-	OUT	IN	IN	IN	IN	IN	IN	IN	IN	IN	IN	IN		
Driver door sensor	Passengers door sensor	Trunk sense	Hood sense	Factory alarm++	Armed state	Lock factory remote	Unlock factory remote	Switches combination	Hand brake	Speed 10kmph	Engine run	Engine speed (RPM)	Ignition	Key in ignition	PWR +12V	GND	CAN1-H	CAN1-L	CAN2-H	CAN2-L	Alter. control blinkers	Alt. contr. centr. lock.	Foot brake	Drivers door opening sim.	Stop engine	Start engine	Comfort closure	Trunk release	All doors unlock	Driver door unlock	All doors lock	Turn signal control	Contr. of factory alarm	Contr.c.lock. when ign.is on		
1	2	3	4	5	6	7	8	9	10	11	12	13	14	15	1	2	3	4	5	6	7	8	1	2	3	4	5	6	7	8	9	10				
+	+	+	+	+	+	+	+	+	+	+	+	+	+	+	+	+	+	+	+	+	+	+	+	+	+	+	+	+	+	+	+	+				

Comments: If the car does not have the manufacturer's alarm system, then the manufacturer's alarm system should be activated (switched on) through service/diagnostic computer, otherwise statuses "Factory system alarm", "Driver door sense", "Passang. door sense", "Trunk sense" and function "Turn signal control" will not work.

CITROEN C4															year: 2007 →								programme №: 143										from: 2013-04-18			
connector 15 pin															connector 8 pin								connector 10 pin													
OUT	OUT	OUT	OUT	OUT	OUT	OUT	OUT	OUT	OUT	OUT	OUT	OUT	OUT	OUT	+	-	CAN H	CAN L	CAN H	CAN L	OUT +/-	OUT +/-	OUT	IN	IN	IN	IN	IN	IN	IN	IN	IN	IN	IN		
Driver door sensor	Passengers door sensor	Trunk sense	Hood sense	Factory alarm++	Armed state	Lock factory remote	Unlock factory remote	Switches combination	Hand brake	Speed 10kmph	Engine run	Engine speed (RPM)	Ignition	Key in ignition	PWR +12V	GND	CAN1-H	CAN1-L	CAN2-H	CAN2-L	Alter. control blinkers	Alt. contr. centr. lock.	Foot brake	Drivers door opening sim.	Stop engine	Start engine	Comfort closure	Trunk release	All doors unlock	Driver door unlock	All doors lock	Turn signal control	Contr. of factory alarm	Contr.c.lock. when ign.is on		
1	2	3	4	5	6	7	8	9	10	11	12	13	14	15	1	2	3	4	5	6	7	8	1	2	3	4	5	6	7	8	9	10				
+	+	+	+	+	+	+	+	+	+	+	+	+	+	+	+	+	+	+	+	+	+	+	+	+	+	+	+	+	+	+	+	+				

Comments: If the car does not have the manufacturer's alarm system, then the manufacturer's alarm system should be activated (switched on) through service/diagnostic computer, otherwise statuses "Factory system alarm", "Driver door sense", "Passang. door sense", "Trunk sense", "Hood sense" and function "Turn signal control" will not work.

CITROEN C4															year: 2007 →								programme №: 193										from: 2013-04-18			
connector 15 pin															connector 8 pin								connector 10 pin													
OUT	OUT	OUT	OUT	OUT	OUT	OUT	OUT	OUT	OUT	OUT	OUT	OUT	OUT	OUT	+	-	CAN H	CAN L	CAN H	CAN L	OUT +/-	OUT +/-	OUT	IN	IN	IN	IN	IN	IN	IN	IN	IN	IN	IN		
Driver door sensor	Passengers door sensor	Trunk sense	Hood sense	Factory alarm++	Armed state	Lock factory remote	Unlock factory remote	Switches combination	Hand brake	Speed 10kmph	Engine run	Engine speed (RPM)	Ignition	Key in ignition	PWR +12V	GND	CAN1-H	CAN1-L	CAN2-H	CAN2-L	Alter. control blinkers	Alt. contr. centr. lock.	Foot brake	Drivers door opening sim.	Stop engine	Start engine	Comfort closure	Trunk release	All doors unlock	Driver door unlock	All doors lock	Turn signal control	Contr. of factory alarm	Contr.c.lock. when ign.is on		
1	2	3	4	5	6	7	8	9	10	11	12	13	14	15	1	2	3	4	5	6	7	8	1	2	3	4	5	6	7	8	9	10				
+	+	+	+	+	+	+	+	+	+	+	+	+	+	+	+	+	+	+	+	+	+	+	+	+	+	+	+	+	+	+	+	+				

Comments: If the car does not have the manufacturer's alarm system, then the manufacturer's alarm system should be activated (switched on) through service/diagnostic computer, otherwise status "Factory system alarm" and function "Turn signal control" will not work.

CITROEN C4 PICASSO															year: 2007 →	(with factory alarm)	programme №: 143	from: 2013-04-18																		
connector 15 pin															connector 8 pin								connector 10 pin													
OUT	OUT	OUT	OUT	OUT	OUT	OUT	OUT	OUT	OUT	OUT	OUT	OUT	OUT	OUT	+	-	CAN H	CAN L	CAN H	CAN L	OUT +/-	OUT +/-	OUT	IN	IN	IN	IN	IN	IN	IN	IN	IN	IN	IN		
Driver door sensor	Passengers door sensor	Trunk sense	Hood sense	Factory alarm++	Armed state	Lock factory remote	Unlock factory remote	Switches combination	Hand brake	Speed 10kmph	Engine run	Engine speed (RPM)	Ignition	Key in ignition	PWR +12V	GND	CAN1-H	CAN1-L	CAN2-H	CAN2-L	Alter. control blinkers	Alt. contr. centr. lock.	Foot brake	Drivers door opening sim.	Stop engine	Start engine	Comfort closure	Trunk release	All doors unlock	Driver door unlock	All doors lock	Turn signal control	Contr. of factory alarm	Contr.c.lock. when ign.is on		
1	2	3	4	5	6	7	8	9	10	11	12	13	14	15	1	2	3	4	5	6	7	8	1	2	3	4	5	6	7	8	9	10				
+	+	+	+	+	+	+	+	+	+	+	+	+	+	+	+	+	+	+	+	+	+	+	+	+	+	+	+	+	+	+	+	+				
Comments:															If the car does not have the manufacturer's alarm system, then the manufacturer's alarm system should be activated (switched on) through service/diagnostic computer, otherwise statuses "Factory system alarm", "Driver door sense", "Passang. door sense", "Trunk sense", "Hood sense" and function "Turn signal control" will not work.																					
Switches:															<input checked="" type="checkbox"/> <input checked="" type="checkbox"/>																					

CITROEN C4 PICASSO															year: 2007 →	(without factory alarm)	programme №: 193	from: 2013-04-18																		
connector 15 pin															connector 8 pin								connector 10 pin													
OUT	OUT	OUT	OUT	OUT	OUT	OUT	OUT	OUT	OUT	OUT	OUT	OUT	OUT	OUT	+	-	CAN H	CAN L	CAN H	CAN L	OUT +/-	OUT +/-	OUT	IN	IN	IN	IN	IN	IN	IN	IN	IN	IN	IN		
Driver door sensor	Passengers door sensor	Trunk sense	Hood sense	Factory alarm++	Armed state	Lock factory remote	Unlock factory remote	Switches combination	Hand brake	Speed 10kmph	Engine run	Engine speed (RPM)	Ignition	Key in ignition	PWR +12V	GND	CAN1-H	CAN1-L	CAN2-H	CAN2-L	Alter. control blinkers	Alt. contr. centr. lock.	Foot brake	Drivers door opening sim.	Stop engine	Start engine	Comfort closure	Trunk release	All doors unlock	Driver door unlock	All doors lock	Turn signal control	Contr. of factory alarm	Contr.c.lock. when ign.is on		
1	2	3	4	5	6	7	8	9	10	11	12	13	14	15	1	2	3	4	5	6	7	8	1	2	3	4	5	6	7	8	9	10				
+	+	+	+	+	+	+	+	+	+	+	+	+	+	+	+	+	+	+	+	+	+	+	+	+	+	+	+	+	+	+	+	+				
Comments:															If the car does not have the manufacturer's alarm system, then the manufacturer's alarm system should be activated (switched on) through service/diagnostic computer, otherwise status "Factory system alarm" and function "Turn signal control" will not work.																					
Switches:															<input checked="" type="checkbox"/> <input checked="" type="checkbox"/>																					

CITROEN C5															year: 2008 →	(with factory alarm)	programme №: 143	from: 2013-04-18																		
connector 15 pin															connector 8 pin								connector 10 pin													
OUT	OUT	OUT	OUT	OUT	OUT	OUT	OUT	OUT	OUT	OUT	OUT	OUT	OUT	OUT	+	-	CAN H	CAN L	CAN H	CAN L	OUT +/-	OUT +/-	OUT	IN	IN	IN	IN	IN	IN	IN	IN	IN	IN	IN		
Driver door sensor	Passengers door sensor	Trunk sense	Hood sense	Factory alarm++	Armed state	Lock factory remote	Unlock factory remote	Switches combination	Hand brake	Speed 10kmph	Engine run	Engine speed (RPM)	Ignition	Key in ignition	PWR +12V	GND	CAN1-H	CAN1-L	CAN2-H	CAN2-L	Alter. control blinkers	Alt. contr. centr. lock.	Foot brake	Drivers door opening sim.	Stop engine	Start engine	Comfort closure	Trunk release	All doors unlock	Driver door unlock	All doors lock	Turn signal control	Contr. of factory alarm	Contr.c.lock. when ign.is on		
1	2	3	4	5	6	7	8	9	10	11	12	13	14	15	1	2	3	4	5	6	7	8	1	2	3	4	5	6	7	8	9	10				
+	+	+	+	+	+	+	+	+	+	+	+	+	+	+	+	+	+	+	+	+	+	+	+	+	+	+	+	+	+	+	+	+				
Comments:															If the car does not have the manufacturer's alarm system, then the manufacturer's alarm system should be activated (switched on) through service/diagnostic computer, otherwise statuses "Factory system alarm", "Driver door sense", "Passang. door sense", "Trunk sense", "Hood sense" and function "Turn signal control" will not work.																					
Switches:															<input checked="" type="checkbox"/> <input checked="" type="checkbox"/>																					

CITROEN C5															year: 2008 →	(without factory alarm)	programme №: 192	from: 2013-03-13																		
connector 15 pin															connector 8 pin								connector 10 pin													
OUT	OUT	OUT	OUT	OUT	OUT	OUT	OUT	OUT	OUT	OUT	OUT	OUT	OUT	OUT	+	-	CAN H	CAN L	CAN H	CAN L	OUT +/-	OUT +/-	OUT	IN	IN	IN	IN	IN	IN	IN	IN	IN	IN	IN		
Driver door sensor	Passengers door sensor	Trunk sense	Hood sense	Factory alarm++	Armed state	Lock factory remote	Unlock factory remote	Switches combination	Hand brake	Speed 10kmph	Engine run	Engine speed (RPM)	Ignition	Key in ignition	PWR +12V	GND	CAN1-H	CAN1-L	CAN2-H	CAN2-L	Alter. control blinkers	Alt. contr. centr. lock.	Foot brake	Drivers door opening sim.	Stop engine	Start engine	Comfort closure	Trunk release	All doors unlock	Driver door unlock	All doors lock	Turn signal control	Contr. of factory alarm	Contr.c.lock. when ign.is on		
1	2	3	4	5	6	7	8	9	10	11	12	13	14	15	1	2	3	4	5	6	7	8	1	2	3	4	5	6	7	8	9	10				
+	+	+	+	+	+	+	+	+	+	+	+	+	+	+	+	+	+	+	+	+	+	+	+	+	+	+	+	+	+	+	+	+				
Comments:															2 seconds after the ignition starts, "Hand brake status" is active regardless of whether the hand brake is off.																					
Switches:															<input checked="" type="checkbox"/> <input checked="" type="checkbox"/>																					

CITROEN C5															year: 2008 →	(without factory alarm)	programme №: 193	from: 2013-04-18																		
connector 15 pin															connector 8 pin								connector 10 pin													
OUT	OUT	OUT	OUT	OUT	OUT	OUT	OUT	OUT	OUT	OUT	OUT	OUT	OUT	OUT	+	-	CAN H	CAN L	CAN H	CAN L	OUT +/-	OUT +/-	OUT	IN	IN	IN	IN	IN	IN	IN	IN	IN	IN	IN		
Driver door sensor	Passengers door sensor	Trunk sense	Hood sense	Factory alarm++	Armed state	Lock factory remote	Unlock factory remote	Switches combination	Hand brake	Speed 10kmph	Engine run	Engine speed (RPM)	Ignition	Key in ignition	PWR +12V	GND	CAN1-H	CAN1-L	CAN2-H	CAN2-L	Alter. control blinkers	Alt. contr. centr. lock.	Foot brake	Drivers door opening sim.	Stop engine	Start engine	Comfort closure	Trunk release	All doors unlock	Driver door unlock	All doors lock	Turn signal control	Contr. of factory alarm	Contr.c.lock. when ign.is on		
1	2	3	4	5	6	7	8	9	10	11	12	13	14	15	1	2	3	4	5	6	7	8	1	2	3	4	5	6	7	8	9	10				
+	+	+	+	+	+	+	+	+	+	+	+	+	+	+	+	+	+	+	+	+	+	+	+	+	+	+	+	+	+	+	+	+				
Comments:															If the car does not have the manufacturer's alarm system, then the manufacturer's alarm system should be activated (switched on) through service/diagnostic computer, otherwise status "Factory system alarm" and function "Turn signal control" will not work.																					
Switches:															<input checked="" type="checkbox"/> <input checked="" type="checkbox"/>																					

CITROEN C5															year: 2004 →	(with factory alarm)	programme №: 143	from: 2013-04-18																			
connector 15 pin															connector 8 pin								connector 10 pin														
OUT	OUT	OUT	OUT	OUT	OUT	OUT	OUT	OUT	OUT	OUT	OUT	OUT	OUT	OUT	+	-	CAN H	CAN L	CAN H	CAN L	OUT +/-	OUT +/-	OUT	IN	IN	IN	IN	IN	IN	IN	IN	IN	IN	IN			
Driver door sensor	Passengers door sensor	Trunk sense	Hood sense	Factory alarm++	Armed state	Lock factory remote	Unlock factory remote	Switches combination	Hand brake	Speed 10kmph	Engine run	Engine speed (RPM)	Ignition	Key in ignition	PWR +12V	GND	CAN1-H	CAN1-L	CAN2-H	CAN2-L	Alter. control blinkers	Alt. contr. centr. lock.	Foot brake	Drivers door opening sim.	Stop engine	Start engine	Comfort closure	Trunk release	All doors unlock	Driver door unlock	All doors lock	Turn signal control					
1	2	3	4	5	6	7	8	9	10	11	12	13	14	15	1	2	3	4	5	6	7	8	1	2	3	4	5	6	7	8	9	10					
+	+	+	+	+	+	+	+	+	+	+	+	+	+	+	+	+	+	+	+	+	+	+	+	+	+	+	+	+	+	+	+	+					
Comments:															If the car does not have the manufacturer's alarm system, then the manufacturer's alarm system should be activated (switched on) through service/diagnostic computer, otherwise statuses "Factory system alarm", "Driver door sense", "Passang. door sense", "Trunk sense", "Hood sense" and function "Turn signal control" will not work.																						
Switches:															<input checked="" type="checkbox"/> <input checked="" type="checkbox"/>																						

CITROEN C5															year: 2004 →	(without factory alarm)	programme №: 193	from: 2013-04-18																			
connector 15 pin															connector 8 pin								connector 10 pin														
OUT	OUT	OUT	OUT	OUT	OUT	OUT	OUT	OUT	OUT	OUT	OUT	OUT	OUT	OUT	+	-	CAN H	CAN L	CAN H	CAN L	OUT +/-	OUT +/-	OUT	IN	IN	IN	IN	IN	IN	IN	IN	IN	IN				
Driver door sensor	Passengers door sensor	Trunk sense	Hood sense	Factory alarm++	Armed state	Lock factory remote	Unlock factory remote	Switches combination	Hand brake	Speed 10kmph	Engine run	Engine speed (RPM)	Ignition	Key in ignition	PWR +12V	GND	CAN1-H	CAN1-L	CAN2-H	CAN2-L	Alter. control blinkers	Alt. contr. centr. lock.	Foot brake	Drivers door opening sim.	Stop engine	Start engine	Comfort closure	Trunk release	All doors unlock	Driver door unlock	All doors lock	Turn signal control					
1	2	3	4	5	6	7	8	9	10	11	12	13	14	15	1	2	3	4	5	6	7	8	1	2	3	4	5	6	7	8	9	10					
+	+	+	+	+	+	+	+	+	+	+	+	+	+	+	+	+	+	+	+	+	+	+	+	+	+	+	+	+	+	+	+	+					
Comments:															If the car does not have the manufacturer's alarm system, then the manufacturer's alarm system should be activated (switched on) through service/diagnostic computer, otherwise status "Factory system alarm" and function "Turn signal control" will not work.																						
Switches:															<input checked="" type="checkbox"/> <input checked="" type="checkbox"/>																						

CITROEN C6															year: 2005 →	(with factory alarm)	programme №: 143	from: 2013-04-18																			
connector 15 pin															connector 8 pin								connector 10 pin														
OUT	OUT	OUT	OUT	OUT	OUT	OUT	OUT	OUT	OUT	OUT	OUT	OUT	OUT	OUT	+	-	CAN H	CAN L	CAN H	CAN L	OUT +/-	OUT +/-	OUT	IN	IN	IN	IN	IN	IN	IN	IN	IN	IN				
Driver door sensor	Passengers door sensor	Trunk sense	Hood sense	Factory alarm++	Armed state	Lock factory remote	Unlock factory remote	Switches combination	Hand brake	Speed 10kmph	Engine run	Engine speed (RPM)	Ignition	Key in ignition	PWR +12V	GND	CAN1-H	CAN1-L	CAN2-H	CAN2-L	Alter. control blinkers	Alt. contr. centr. lock.	Foot brake	Drivers door opening sim.	Stop engine	Start engine	Comfort closure	Trunk release	All doors unlock	Driver door unlock	All doors lock	Turn signal control					
1	2	3	4	5	6	7	8	9	10	11	12	13	14	15	1	2	3	4	5	6	7	8	1	2	3	4	5	6	7	8	9	10					
+	+	+	+	+	+	+	+	+	+	+	+	+	+	+	+	+	+	+	+	+	+	+	+	+	+	+	+	+	+	+	+	+					
Comments:															If the car does not have the manufacturer's alarm system, then the manufacturer's alarm system should be activated (switched on) through service/diagnostic computer, otherwise statuses "Factory system alarm", "Driver door sense", "Passang. door sense", "Trunk sense", "Hood sense" and function "Turn signal control" will not work.																						
Switches:															<input checked="" type="checkbox"/> <input checked="" type="checkbox"/>																						

CITROEN C6															year: 2005 →	(without factory alarm)	programme №: 193	from: 2013-04-18																			
connector 15 pin															connector 8 pin								connector 10 pin														
OUT	OUT	OUT	OUT	OUT	OUT	OUT	OUT	OUT	OUT	OUT	OUT	OUT	OUT	OUT	+	-	CAN H	CAN L	CAN H	CAN L	OUT +/-	OUT +/-	OUT	IN	IN	IN	IN	IN	IN	IN	IN	IN	IN				
Driver door sensor	Passengers door sensor	Trunk sense	Hood sense	Factory alarm++	Armed state	Lock factory remote	Unlock factory remote	Switches combination	Hand brake	Speed 10kmph	Engine run	Engine speed (RPM)	Ignition	Key in ignition	PWR +12V	GND	CAN1-H	CAN1-L	CAN2-H	CAN2-L	Alter. control blinkers	Alt. contr. centr. lock.	Foot brake	Drivers door opening sim.	Stop engine	Start engine	Comfort closure	Trunk release	All doors unlock	Driver door unlock	All doors lock	Turn signal control					
1	2	3	4	5	6	7	8	9	10	11	12	13	14	15	1	2	3	4	5	6	7	8	1	2	3	4	5	6	7	8	9	10					
+	+	+	+	+	+	+	+	+	+	+	+	+	+	+	+	+	+	+	+	+	+	+	+	+	+	+	+	+	+	+	+	+					
Comments:															If the car does not have the manufacturer's alarm system, then the manufacturer's alarm system should be activated (switched on) through service/diagnostic computer, otherwise status "Factory system alarm" and function "Turn signal control" will not work.																						
Switches:															<input checked="" type="checkbox"/> <input checked="" type="checkbox"/>																						

CITROEN C8															year: 2006 →	(with factory alarm)	programme №: 143	from: 2013-04-18																			
connector 15 pin															connector 8 pin								connector 10 pin														
OUT	OUT	OUT	OUT	OUT	OUT	OUT	OUT	OUT	OUT	OUT	OUT	OUT	OUT	OUT	+	-	CAN H	CAN L	CAN H	CAN L	OUT +/-	OUT +/-	OUT	IN	IN	IN	IN	IN	IN	IN	IN	IN	IN				
Driver door sensor	Passengers door sensor	Trunk sense	Hood sense	Factory alarm++	Armed state	Lock factory remote	Unlock factory remote	Switches combination	Hand brake	Speed 10kmph	Engine run	Engine speed (RPM)	Ignition	Key in ignition	PWR +12V	GND	CAN1-H	CAN1-L	CAN2-H	CAN2-L	Alter. control blinkers	Alt. contr. centr. lock.	Foot brake	Drivers door opening sim.	Stop engine	Start engine	Comfort closure	Trunk release	All doors unlock	Driver door unlock	All doors lock	Turn signal control					
1	2	3	4	5	6	7	8	9	10	11	12	13	14	15	1	2	3	4	5	6	7	8	1	2	3	4	5	6	7	8	9	10					
+	+	+	+	+	+	+	+	+	+	+	+	+	+	+	+	+	+	+	+	+	+	+	+	+	+	+	+	+	+	+	+	+					
Comments:															If the car does not have the manufacturer's alarm system, then the manufacturer's alarm system should be activated (switched on) through service/diagnostic computer, otherwise statuses "Factory system alarm", "Driver door sense", "Passang. door sense", "Trunk sense", "Hood sense" and function "Turn signal control" will not work.																						
Switches:															<input checked="" type="checkbox"/> <input checked="" type="checkbox"/>																						

CITROEN C8															year: 2006 →	(without factory alarm)								programme №: 193	from: 2013-04-18												
connector 15 pin															connector 8 pin								connector 10 pin														
OUT	OUT	OUT	OUT	OUT	OUT	OUT	OUT	OUT	OUT	OUT	OUT	OUT	OUT	OUT	+	-	CAN H	CAN L	CAN H	CAN L	OUT +/-	OUT +/-	OUT	IN	IN	IN	IN	IN	IN	IN	IN	IN	IN	IN	IN	IN	
Driver door sensor	Passengers door sensor	Trunk sense	Hood sense	Factory alarm++	Armed state	Lock factory remote	Unlock factory remote	Switches combination	Hand brake	Speed 10kmph	Engine run	Engine speed (RPM)	Ignition	Key in ignition	PWR +12V	GND	CAN1-H	CAN1-L	CAN2-H	CAN2-L	Alter. control blinkers	Alt. contr. centr. lock.	Foot brake	Drivers door opening sim.	Stop engine	Start engine	Comfort closure	Trunk release	All doors unlock	Driver door unlock	All doors lock	Turn signal control					
1	2	3	4	5	6	7	8	9	10	11	12	13	14	15	1	2	3	4	5	6	7	8	1	2	3	4	5	6	7	8	9	10					
+	+	+	+	+	+	+	+	+	+	+	+	+	+	+	+	+	+	+	+	+	+	+	+	+	+	+	+	+	+	+	+	+					
Comments:															If the car does not have the manufacturer's alarm system, then the manufacturer's alarm system should be activated (switched on) through service/diagnostic computer, otherwise status "Factory system alarm" and function "Turn signal control" will not work.																						
Switches:															<input checked="" type="checkbox"/> <input checked="" type="checkbox"/>																						

CITROEN DS3															year: 2010 →	(with factory alarm)								programme №: 143	from: 2013-04-18												
connector 15 pin															connector 8 pin								connector 10 pin														
OUT	OUT	OUT	OUT	OUT	OUT	OUT	OUT	OUT	OUT	OUT	OUT	OUT	OUT	OUT	+	-	CAN H	CAN L	CAN H	CAN L	OUT +/-	OUT +/-	OUT	IN	IN	IN	IN	IN	IN	IN	IN	IN	IN	IN			
Driver door sensor	Passengers door sensor	Trunk sense	Hood sense	Factory alarm++	Armed state	Lock factory remote	Unlock factory remote	Switches combination	Hand brake	Speed 10kmph	Engine run	Engine speed (RPM)	Ignition	Key in ignition	PWR +12V	GND	CAN1-H	CAN1-L	CAN2-H	CAN2-L	Alter. control blinkers	Alt. contr. centr. lock.	Foot brake	Drivers door opening sim.	Stop engine	Start engine	Comfort closure	Trunk release	All doors unlock	Driver door unlock	All doors lock	Turn signal control					
1	2	3	4	5	6	7	8	9	10	11	12	13	14	15	1	2	3	4	5	6	7	8	1	2	3	4	5	6	7	8	9	10					
+	+	+	+	+	+	+	+	+	+	+	+	+	+	+	+	+	+	+	+	+	+	+	+	+	+	+	+	+	+	+	+	+					
Comments:															If the car does not have the manufacturer's alarm system, then the manufacturer's alarm system should be activated (switched on) through service/diagnostic computer, otherwise statuses "Factory system alarm", "Driver door sense", "Passang. door sense", "Trunk sense", "Hood sense" and function "Turn signal control" will not work.																						
Switches:															<input checked="" type="checkbox"/> <input checked="" type="checkbox"/>																						

CITROEN DS3															year: 2010 →	(without factory alarm)								programme №: 193	from: 2013-04-18												
connector 15 pin															connector 8 pin								connector 10 pin														
OUT	OUT	OUT	OUT	OUT	OUT	OUT	OUT	OUT	OUT	OUT	OUT	OUT	OUT	OUT	+	-	CAN H	CAN L	CAN H	CAN L	OUT +/-	OUT +/-	OUT	IN	IN	IN	IN	IN	IN	IN	IN	IN	IN	IN			
Driver door sensor	Passengers door sensor	Trunk sense	Hood sense	Factory alarm++	Armed state	Lock factory remote	Unlock factory remote	Switches combination	Hand brake	Speed 10kmph	Engine run	Engine speed (RPM)	Ignition	Key in ignition	PWR +12V	GND	CAN1-H	CAN1-L	CAN2-H	CAN2-L	Alter. control blinkers	Alt. contr. centr. lock.	Foot brake	Drivers door opening sim.	Stop engine	Start engine	Comfort closure	Trunk release	All doors unlock	Driver door unlock	All doors lock	Turn signal control					
1	2	3	4	5	6	7	8	9	10	11	12	13	14	15	1	2	3	4	5	6	7	8	1	2	3	4	5	6	7	8	9	10					
+	+	+	+	+	+	+	+	+	+	+	+	+	+	+	+	+	+	+	+	+	+	+	+	+	+	+	+	+	+	+	+	+					
Comments:															If the car does not have the manufacturer's alarm system, then the manufacturer's alarm system should be activated (switched on) through service/diagnostic computer, otherwise status "Factory system alarm" and function "Turn signal control" will not work.																						
Switches:															<input checked="" type="checkbox"/> <input checked="" type="checkbox"/>																						

CITROEN JUMPER															year: 2011 →	(without factory alarm)								programme №: 127	from: 2013-03-13												
connector 15 pin															connector 8 pin								connector 10 pin														
OUT	OUT	OUT	OUT	OUT	OUT	OUT	OUT	OUT	OUT	OUT	OUT	OUT	OUT	OUT	+	-	CAN H	CAN L	CAN H	CAN L	OUT +/-	OUT +/-	OUT	IN	IN	IN	IN	IN	IN	IN	IN	IN	IN	IN			
Driver door sensor	Passengers door sensor	Trunk sense	Hood sense	Factory alarm++	Armed state	Lock factory remote	Unlock factory remote	Switches combination	Hand brake	Speed 10kmph	Engine run	Engine speed (RPM)	Ignition	Key in ignition	PWR +12V	GND	CAN1-H	CAN1-L	CAN2-H	CAN2-L	Alter. control blinkers	Alt. contr. centr. lock.	Foot brake	Drivers door opening sim.	Stop engine	Start engine	Comfort closure	Trunk release	All doors unlock	Driver door unlock	All doors lock	Turn signal control					
1	2	3	4	5	6	7	8	9	10	11	12	13	14	15	1	2	3	4	5	6	7	8	1	2	3	4	5	6	7	8	9	10					
+	+	+	-	+	+	+	+	+	+	+	+	+	+	+	+	+	+	+	+	+	+	+	+	+	+	+	+	+	+	+	+	+					
Comments:															If the car does not have the manufacturer's alarm system, then the manufacturer's alarm system should be activated (switched on) through service/diagnostic computer, otherwise status "Factory system alarm" and function "Turn signal control" will not work.																						
Switches:															<input checked="" type="checkbox"/> <input checked="" type="checkbox"/> <input checked="" type="checkbox"/>																						

CITROEN JUMPER															year: 2011 →	(with factory alarm)								programme №: 129	from: 2013-07-03												
connector 15 pin															connector 8 pin								connector 10 pin														
OUT	OUT	OUT	OUT	OUT	OUT	OUT	OUT	OUT	OUT	OUT	OUT	OUT	OUT	OUT	+	-	CAN H	CAN L	CAN H	CAN L	OUT +/-	OUT +/-	OUT	IN	IN	IN	IN	IN	IN	IN	IN	IN	IN	IN			
Driver door sensor	Passengers door sensor	Trunk sense	Hood sense	Factory alarm++	Armed state	Lock factory remote	Unlock factory remote	Switches combination	Hand brake	Speed 10kmph	Engine run	Engine speed (RPM)	Ignition	Key in ignition	PWR +12V	GND	CAN1-H	CAN1-L	CAN2-H	CAN2-L	Alter. control blinkers	Alt. contr. centr. lock.	Foot brake	Drivers door opening sim.	Stop engine	Start engine	Comfort closure	Trunk release	All doors unlock	Driver door unlock	All doors lock	Turn signal control					
1	2	3	4	5	6	7	8	9	10	11	12	13	14	15	1	2	3	4	5	6	7	8	1	2	3	4	5	6	7	8	9	10					
+	+	+	+	+	+	+	+	+	+	+	+	+	+	+	+	+	+	+	+	+	+	+	+	+	+	+	+	+	+	+	+	+					
Comments:															If the car does not have the manufacturer's alarm system, then the manufacturer's alarm system should be activated (switched on) through service/diagnostic computer, otherwise status "Factory system alarm" and function "Turn signal control" will not work.																						
Switches:															<input checked="" type="checkbox"/> <input checked="" type="checkbox"/>																						

CITROEN JUMPER															year: 2006 →								programme №: 129										from: 2013-07-03			
connector 15 pin															connector 8 pin								connector 10 pin													
OUT	OUT	OUT	OUT	OUT	OUT	OUT	OUT	OUT	OUT	OUT	OUT	OUT	OUT	OUT	+	-	CAN H	CAN L	CAN H	CAN L	OUT +/-	OUT +/-	OUT	IN	IN	IN	IN	IN	IN	IN	IN	IN	IN	IN		
Driver door sensor	Passengers door sensor	Trunk sense	Hood sense	Factory alarm++	Armed state	Lock factory remote	Unlock factory remote	Switches combination	Hand brake	Speed 10kmph	Engine run	Engine speed (RPM)	Ignition	Key in ignition	PWR +12V	GND	CAN1-H	CAN1-L	CAN2-H	CAN2-L	Alter. control blinkers	Alt. contr. centr. lock.	Foot brake	Drivers door opening sim.	Stop engine	Start engine	Comfort closure	Trunk release	All doors unlock	Driver door unlock	All doors lock	Turn signal control	Contr. of factory alarm	Contr.c.lock. when ign.is on		
1	2	3	4	5	6	7	8	9	10	11	12	13	14	15	1	2	3	4	5	6	7	8	1	2	3	4	5	6	7	8	9	10				
+	+	+	-	+	+	+	+	+	+	+	+	+	+	+	+	+	+	+	-	-	+	+	+	+	3	4	5	6	7	8	9	10				
Comments:																																				
Switches:																																				

CITROEN JUMPY3															year: 2007 →								programme №: 143										from: 2013-04-18			
connector 15 pin															connector 8 pin								connector 10 pin													
OUT	OUT	OUT	OUT	OUT	OUT	OUT	OUT	OUT	OUT	OUT	OUT	OUT	OUT	OUT	+	-	CAN H	CAN L	CAN H	CAN L	OUT +/-	OUT +/-	OUT	IN	IN	IN	IN	IN	IN	IN	IN	IN	IN	IN		
Driver door sensor	Passengers door sensor	Trunk sense	Hood sense	Factory alarm++	Armed state	Lock factory remote	Unlock factory remote	Switches combination	Hand brake	Speed 10kmph	Engine run	Engine speed (RPM)	Ignition	Key in ignition	PWR +12V	GND	CAN1-H	CAN1-L	CAN2-H	CAN2-L	Alter. control blinkers	Alt. contr. centr. lock.	Foot brake	Drivers door opening sim.	Stop engine	Start engine	Comfort closure	Trunk release	All doors unlock	Driver door unlock	All doors lock	Turn signal control	Contr. of factory alarm	Contr.c.lock. when ign.is on		
1	2	3	4	5	6	7	8	9	10	11	12	13	14	15	1	2	3	4	5	6	7	8	1	2	3	4	5	6	7	8	9	10				
+	+	+	+	+	+	+	+	+	+	+	+	+	+	+	+	+	+	+	+	+	+	+	+	+	3	4	5	6	7	8	9	10				
Comments:															If the car does not have the manufacturer's alarm system, then the manufacturer's alarm system should be activated (switched on) through service/diagnostic computer, otherwise statuses "Factory system alarm", "Driver door sense", "Passang. door sense", "Trunk sense", "Hood sense" and function "Turn signal control" will not work.																					
Switches:																																				

CITROEN JUMPY3															year: 2007 →								programme №: 193										from: 2013-04-18			
connector 15 pin															connector 8 pin								connector 10 pin													
OUT	OUT	OUT	OUT	OUT	OUT	OUT	OUT	OUT	OUT	OUT	OUT	OUT	OUT	OUT	+	-	CAN H	CAN L	CAN H	CAN L	OUT +/-	OUT +/-	OUT	IN	IN	IN	IN	IN	IN	IN	IN	IN	IN	IN		
Driver door sensor	Passengers door sensor	Trunk sense	Hood sense	Factory alarm++	Armed state	Lock factory remote	Unlock factory remote	Switches combination	Hand brake	Speed 10kmph	Engine run	Engine speed (RPM)	Ignition	Key in ignition	PWR +12V	GND	CAN1-H	CAN1-L	CAN2-H	CAN2-L	Alter. control blinkers	Alt. contr. centr. lock.	Foot brake	Drivers door opening sim.	Stop engine	Start engine	Comfort closure	Trunk release	All doors unlock	Driver door unlock	All doors lock	Turn signal control	Contr. of factory alarm	Contr.c.lock. when ign.is on		
1	2	3	4	5	6	7	8	9	10	11	12	13	14	15	1	2	3	4	5	6	7	8	1	2	3	4	5	6	7	8	9	10				
+	+	+	+	+	+	+	+	+	+	+	+	+	+	+	+	+	+	+	+	+	+	+	+	+	3	4	5	6	7	8	9	10				
Comments:															If the car does not have the manufacturer's alarm system, then the manufacturer's alarm system should be activated (switched on) through service/diagnostic computer, otherwise status "Factory system alarm" and function "Turn signal control" will not work.																					
Switches:																																				

CITROEN NEMO															year: 2008 →								programme №: 127										from: 2013-03-13			
connector 15 pin															connector 8 pin								connector 10 pin													
OUT	OUT	OUT	OUT	OUT	OUT	OUT	OUT	OUT	OUT	OUT	OUT	OUT	OUT	OUT	+	-	CAN H	CAN L	CAN H	CAN L	OUT +/-	OUT +/-	OUT	IN	IN	IN	IN	IN	IN	IN	IN	IN	IN	IN		
Driver door sensor	Passengers door sensor	Trunk sense	Hood sense	Factory alarm++	Armed state	Lock factory remote	Unlock factory remote	Switches combination	Hand brake	Speed 10kmph	Engine run	Engine speed (RPM)	Ignition	Key in ignition	PWR +12V	GND	CAN1-H	CAN1-L	CAN2-H	CAN2-L	Alter. control blinkers	Alt. contr. centr. lock.	Foot brake	Drivers door opening sim.	Stop engine	Start engine	Comfort closure	Trunk release	All doors unlock	Driver door unlock	All doors lock	Turn signal control	Contr. of factory alarm	Contr.c.lock. when ign.is on		
1	2	3	4	5	6	7	8	9	10	11	12	13	14	15	1	2	3	4	5	6	7	8	1	2	3	4	5	6	7	8	9	10				
+	+	+	-	+	+	+	+	+	+	+	+	+	+	+	+	+	+	+	+	+	+	+	+	+	3	4	5	6	7	8	9	10				
Comments:																																				
Switches:																																				

CITROEN XSARA PICASSO															year: 2004 →								programme №: 292										from: 2013-03-13			
connector 15 pin															connector 8 pin								connector 10 pin													
OUT	OUT	OUT	OUT	OUT	OUT	OUT	OUT	OUT	OUT	OUT	OUT	OUT	OUT	OUT	+	-	CAN H	CAN L	CAN H	CAN L	OUT +/-	OUT +/-	OUT	IN	IN	IN	IN	IN	IN	IN	IN	IN	IN	IN		
Driver door sensor	Passengers door sensor	Trunk sense	Hood sense	Factory alarm++	Armed state	Lock factory remote	Unlock factory remote	Switches combination	Hand brake	Speed 10kmph	Engine run	Engine speed (RPM)	Ignition	Key in ignition	PWR +12V	GND	CAN1-H	CAN1-L	CAN2-H	CAN2-L	Alter. control blinkers	Alt. contr. centr. lock.	Foot brake	Drivers door opening sim.	Stop engine	Start engine	Comfort closure	Trunk release	All doors unlock	Driver door unlock	All doors lock	Turn signal control	Contr. of factory alarm	Contr.c.lock. when ign.is on		
1	2	3	4	5	6	7	8	9	10	11	12	13	14	15	1	2	3	4	5	6	7	8	1	2	3	4	5	6	7	8	9	10				
+	+	+	-	+	+	+	+	+	+	+	+	+	+	+	+	+	+	+	+	+	+	+	+	+	3	4	5	6	7	8	9	10				
Comments:																																				
Switches:																																				

DACIA DOKKER

year: 2012 →

programme №: 372

from: 2013-10-14

connector 15 pin														
OUT	OUT	OUT	OUT	OUT	OUT	OUT	OUT	OUT	OUT	OUT	OUT	OUT	OUT	OUT
Driver door sensor	Passengers door sensor	Trunk sense	Hood sense	Factory alarm++	Armed state	Lock factory remote	Unlock factory remote	Switches combination	Hand brake	Speed 10kmph	Engine run	Engine speed (RPM)	Ignition	Key in ignition
1	2	3	4	5	6	7	8	9	10	11	12	13	14	15
+	+	+	-	-	+	+	+	+	+	+	+	+	+	+

connector 8 pin							
+	-	CAN H	CAN L	CAN H	CAN L	OUT +/-	OUT +/-
PWR +12V	GND	CAN1-H	CAN1-L	CAN2-H	CAN2-L	Alter. control blinkers	Alt. contr. centr. lock.
1	2	3	4	5	6	7	8
+	+	+	+	-	-	+	-

connector 10 pin									
OUT	IN	IN	IN	IN	IN	IN	IN	IN	IN
Foot brake	Drivers door opening sim.	Stop engine	Start engine	Comfort closure	Trunk release	All doors unlock	Driver door unlock	All doors lock	Turn signal control
1	2	3	4	5	6	7	8	9	10
+	+	-	-	-	-	+	-	-	+

Contr. of factory alarm	Contr.c.lock. when ign.is on
-	+

Comments:

Switches:

DACIA LODGY

year: 2012 →

programme №: 372

from: 2013-10-14

connector 15 pin														
OUT	OUT	OUT	OUT	OUT	OUT	OUT	OUT	OUT	OUT	OUT	OUT	OUT	OUT	OUT
Driver door sensor	Passengers door sensor	Trunk sense	Hood sense	Factory alarm++	Armed state	Lock factory remote	Unlock factory remote	Switches combination	Hand brake	Speed 10kmph	Engine run	Engine speed (RPM)	Ignition	Key in ignition
1	2	3	4	5	6	7	8	9	10	11	12	13	14	15
+	+	+	-	-	+	+	+	+	+	+	+	+	+	+

connector 8 pin							
+	-	CAN H	CAN L	CAN H	CAN L	OUT +/-	OUT +/-
PWR +12V	GND	CAN1-H	CAN1-L	CAN2-H	CAN2-L	Alter. control blinkers	Alt. contr. centr. lock.
1	2	3	4	5	6	7	8
+	+	+	+	-	-	+	-

connector 10 pin									
OUT	IN	IN	IN	IN	IN	IN	IN	IN	IN
Foot brake	Drivers door opening sim.	Stop engine	Start engine	Comfort closure	Trunk release	All doors unlock	Driver door unlock	All doors lock	Turn signal control
1	2	3	4	5	6	7	8	9	10
+	+	-	-	-	-	+	-	-	+

Contr. of factory alarm	Contr.c.lock. when ign.is on
-	+

Comments:

Switches:

DACIA LOGAN II

year: 2013 →

programme №: 372

from: 2013-10-14

connector 15 pin														
OUT	OUT	OUT	OUT	OUT	OUT	OUT	OUT	OUT	OUT	OUT	OUT	OUT	OUT	OUT
Driver door sensor	Passengers door sensor	Trunk sense	Hood sense	Factory alarm++	Armed state	Lock factory remote	Unlock factory remote	Switches combination	Hand brake	Speed 10kmph	Engine run	Engine speed (RPM)	Ignition	Key in ignition
1	2	3	4	5	6	7	8	9	10	11	12	13	14	15
+	+	+	-	-	+	+	+	+	+	+	+	+	+	+

connector 8 pin							
+	-	CAN H	CAN L	CAN H	CAN L	OUT +/-	OUT +/-
PWR +12V	GND	CAN1-H	CAN1-L	CAN2-H	CAN2-L	Alter. control blinkers	Alt. contr. centr. lock.
1	2	3	4	5	6	7	8
+	+	+	+	-	-	+	-

connector 10 pin									
OUT	IN	IN	IN	IN	IN	IN	IN	IN	IN
Foot brake	Drivers door opening sim.	Stop engine	Start engine	Comfort closure	Trunk release	All doors unlock	Driver door unlock	All doors lock	Turn signal control
1	2	3	4	5	6	7	8	9	10
+	+	-	-	-	-	+	-	-	+

Contr. of factory alarm	Contr.c.lock. when ign.is on
-	+

Comments: When the car is closed with factory remote control, "All doors unlock" function does not work.

Switches:

DACIA LOGAN MCV II

year: 2013 →

programme №: 372

from: 2013-10-14

connector 15 pin														
OUT	OUT	OUT	OUT	OUT	OUT	OUT	OUT	OUT	OUT	OUT	OUT	OUT	OUT	OUT
Driver door sensor	Passengers door sensor	Trunk sense	Hood sense	Factory alarm++	Armed state	Lock factory remote	Unlock factory remote	Switches combination	Hand brake	Speed 10kmph	Engine run	Engine speed (RPM)	Ignition	Key in ignition
1	2	3	4	5	6	7	8	9	10	11	12	13	14	15
+	+	+	-	-	+	+	+	+	+	+	+	+	+	+

connector 8 pin							
+	-	CAN H	CAN L	CAN H	CAN L	OUT +/-	OUT +/-
PWR +12V	GND	CAN1-H	CAN1-L	CAN2-H	CAN2-L	Alter. control blinkers	Alt. contr. centr. lock.
1	2	3	4	5	6	7	8
+	+	+	+	-	-	+	-

connector 10 pin									
OUT	IN	IN	IN	IN	IN	IN	IN	IN	IN
Foot brake	Drivers door opening sim.	Stop engine	Start engine	Comfort closure	Trunk release	All doors unlock	Driver door unlock	All doors lock	Turn signal control
1	2	3	4	5	6	7	8	9	10
+	+	-	-	-	-	+	-	-	+

Contr. of factory alarm	Contr.c.lock. when ign.is on
-	+

Comments: When the car is closed with factory remote control, "All doors unlock" function does not work.

Switches:

DACIA SANDERO

year: 2012 →

programme №: 372

from: 2013-10-14

connector 15 pin														
OUT	OUT	OUT	OUT	OUT	OUT	OUT	OUT	OUT	OUT	OUT	OUT	OUT	OUT	OUT
Driver door sensor	Passengers door sensor	Trunk sense	Hood sense	Factory alarm++	Armed state	Lock factory remote	Unlock factory remote	Switches combination	Hand brake	Speed 10kmph	Engine run	Engine speed (RPM)	Ignition	Key in ignition
1	2	3	4	5	6	7	8	9	10	11	12	13	14	15
+	+	+	-	-	+	+	+	+	+	+	+	+	+	+

connector 8 pin							
+	-	CAN H	CAN L	CAN H	CAN L	OUT +/-	OUT +/-
PWR +12V	GND	CAN1-H	CAN1-L	CAN2-H	CAN2-L	Alter. control blinkers	Alt. contr. centr. lock.
1	2	3	4	5	6	7	8
+	+	+	+	-	-	+	-

connector 10 pin									
OUT	IN	IN	IN	IN	IN	IN	IN	IN	IN
Foot brake	Drivers door opening sim.	Stop engine	Start engine	Comfort closure	Trunk release	All doors unlock	Driver door unlock	All doors lock	Turn signal control
1	2	3	4	5	6	7	8	9	10
+	+	-	-	-	-	+	-	-	+

Contr. of factory alarm	Contr.c.lock. when ign.is on
-	+

Comments:

Switches:

DACIA SANDERO STEPWAY

year: 2012 →

programme №: 372

from: 2013-10-14

connector 15 pin														
OUT	OUT	OUT	OUT	OUT	OUT	OUT	OUT	OUT	OUT	OUT	OUT	OUT	OUT	OUT
Driver door sensor	Passengers door sensor	Trunk sense	Hood sense	Factory alarm++	Armed state	Lock factory remote	Unlock factory remote	Switches combination	Hand brake	Speed 10kmph	Engine run	Engine speed (RPM)	Ignition	Key in ignition
1	2	3	4	5	6	7	8	9	10	11	12	13	14	15
+	+	+	-	-	+	+	+	+	+	+	+	+	+	+

connector 8 pin							
+	-	CAN H	CAN L	CAN H	CAN L	OUT +/-	OUT +/-
PWR +12V	GND	CAN1-H	CAN1-L	CAN2-H	CAN2-L	Alter. control blinkers	Alt. contr. centr. lock.
1	2	3	4	5	6	7	8
+	+	+	+	-	-	+	+

connector 10 pin									
OUT	IN	IN	IN	IN	IN	IN	IN	IN	IN
Foot brake	Drivers door opening sim.	Stop engine	Start engine	Comfort closure	Trunk release	All doors unlock	Driver door unlock	All doors lock	Turn signal control
1	2	3	4	5	6	7	8	9	10
+	+	+	+	+	+	+	+	+	+

Contr. of factory alarm	Contr.c.lock. when ign.is on
+	+

Comments:

Switches:

DODGE AVANGER

year: 2007 →

with and without Keyless System

programme №: 116

from: 2013-09-12

connector 15 pin														
OUT	OUT	OUT	OUT	OUT	OUT	OUT	OUT	OUT	OUT	OUT	OUT	OUT	OUT	OUT
Driver door sensor	Passengers door sensor	Trunk sense	Hood sense	Factory alarm++	Armed state	Lock factory remote	Unlock factory remote	Switches combination	Hand brake	Speed 10kmph	Engine run	Engine speed (RPM)	Ignition	Key in ignition
1	2	3	4	5	6	7	8	9	10	11	12	13	14	15
+	+	+	+	+	+	+	+	+	+	+	+	+	+	+

connector 8 pin							
+	-	CAN H	CAN L	CAN H	CAN L	OUT +/-	OUT +/-
PWR +12V	GND	CAN1-H	CAN1-L	CAN2-H	CAN2-L	Alter. control blinkers	Alt. contr. centr. lock.
1	2	3	4	5	6	7	8
+	+	+	+	-	-	+	+

connector 10 pin									
OUT	IN	IN	IN	IN	IN	IN	IN	IN	IN
Foot brake	Drivers door opening sim.	Stop engine	Start engine	Comfort closure	Trunk release	All doors unlock	Driver door unlock	All doors lock	Turn signal control
1	2	3	4	5	6	7	8	9	10
+	+	+	+	+	+	+	+	+	+

Contr. of factory alarm	Contr.c.lock. when ign.is on
+	+

Comments: For correct operating of CAN network signals sending functions, car has to be once closed and opened with factory remote control.

Switches:

DODGE CALIBER

year: 2006 →

with and without Keyless System

programme №: 116

from: 2013-09-12

connector 15 pin														
OUT	OUT	OUT	OUT	OUT	OUT	OUT	OUT	OUT	OUT	OUT	OUT	OUT	OUT	OUT
Driver door sensor	Passengers door sensor	Trunk sense	Hood sense	Factory alarm++	Armed state	Lock factory remote	Unlock factory remote	Switches combination	Hand brake	Speed 10kmph	Engine run	Engine speed (RPM)	Ignition	Key in ignition
1	2	3	4	5	6	7	8	9	10	11	12	13	14	15
+	+	+	+	+	+	+	+	+	+	+	+	+	+	+

connector 8 pin							
+	-	CAN H	CAN L	CAN H	CAN L	OUT +/-	OUT +/-
PWR +12V	GND	CAN1-H	CAN1-L	CAN2-H	CAN2-L	Alter. control blinkers	Alt. contr. centr. lock.
1	2	3	4	5	6	7	8
+	+	+	+	-	-	+	+

connector 10 pin									
OUT	IN	IN	IN	IN	IN	IN	IN	IN	IN
Foot brake	Drivers door opening sim.	Stop engine	Start engine	Comfort closure	Trunk release	All doors unlock	Driver door unlock	All doors lock	Turn signal control
1	2	3	4	5	6	7	8	9	10
+	+	+	+	+	+	+	+	+	+

Contr. of factory alarm	Contr.c.lock. when ign.is on
+	+

Comments: For correct operating of CAN network signals sending functions, car has to be once closed and opened with factory remote control.

Switches:

DODGE DURANGO

year: 2004 →

with and without Keyless System

programme №: 116

from: 2013-09-12

connector 15 pin														
OUT	OUT	OUT	OUT	OUT	OUT	OUT	OUT	OUT	OUT	OUT	OUT	OUT	OUT	OUT
Driver door sensor	Passengers door sensor	Trunk sense	Hood sense	Factory alarm++	Armed state	Lock factory remote	Unlock factory remote	Switches combination	Hand brake	Speed 10kmph	Engine run	Engine speed (RPM)	Ignition	Key in ignition
1	2	3	4	5	6	7	8	9	10	11	12	13	14	15
+	+	+	+	+	+	+	+	+	+	+	+	+	+	+

connector 8 pin							
+	-	CAN H	CAN L	CAN H	CAN L	OUT +/-	OUT +/-
PWR +12V	GND	CAN1-H	CAN1-L	CAN2-H	CAN2-L	Alter. control blinkers	Alt. contr. centr. lock.
1	2	3	4	5	6	7	8
+	+	+	+	-	-	+	+

connector 10 pin									
OUT	IN	IN	IN	IN	IN	IN	IN	IN	IN
Foot brake	Drivers door opening sim.	Stop engine	Start engine	Comfort closure	Trunk release	All doors unlock	Driver door unlock	All doors lock	Turn signal control
1	2	3	4	5	6	7	8	9	10
+	+	+	+	+	+	+	+	+	+

Contr. of factory alarm	Contr.c.lock. when ign.is on
+	+

Comments: For correct operating of CAN network signals sending functions, car has to be once closed and opened with factory remote control.

Switches:

DODGE JOURNEY

year: 2008 →

programme №: 135

from: 2013-03-13

connector 15 pin														
OUT	OUT	OUT	OUT	OUT	OUT	OUT	OUT	OUT	OUT	OUT	OUT	OUT	OUT	OUT
Driver door sensor	Passengers door sensor	Trunk sense	Hood sense	Factory alarm++	Armed state	Lock factory remote	Unlock factory remote	Switches combination	Hand brake	Speed 10kmph	Engine run	Engine speed (RPM)	Ignition	Key in ignition
1	2	3	4	5	6	7	8	9	10	11	12	13	14	15
+	+	+	+	+	+	+	+	+	+	+	+	+	+	+

connector 8 pin							
+	-	CAN H	CAN L	CAN H	CAN L	OUT +/-	OUT +/-
PWR +12V	GND	CAN1-H	CAN1-L	CAN2-H	CAN2-L	Alter. control blinkers	Alt. contr. centr. lock.
1	2	3	4	5	6	7	8
+	+	+	+	-	-	+	+

connector 10 pin									
OUT	IN	IN	IN	IN	IN	IN	IN	IN	IN
Foot brake	Drivers door opening sim.	Stop engine	Start engine	Comfort closure	Trunk release	All doors unlock	Driver door unlock	All doors lock	Turn signal control
1	2	3	4	5	6	7	8	9	10
+	+	+	+	+	+	+	+	+	+

Contr. of factory alarm	Contr.c.lock. when ign.is on
+	+

Comments:

Switches:

DODGE JOURNEY															year: 2008 →								programme No: 245										from: 2013-04-12			
connector 15 pin															connector 8 pin								connector 10 pin													
OUT	OUT	OUT	OUT	OUT	OUT	OUT	OUT	OUT	OUT	OUT	OUT	OUT	OUT	OUT	+	-	CAN H	CAN L	CAN H	CAN L	OUT +/-	OUT +/-	OUT	IN	IN	IN	IN	IN	IN	IN	IN	IN	IN	IN		
Driver door sensor	Passengers door sensor	Trunk sense	Hood sense	Factory alarm++	Armed state	Lock factory remote	Unlock factory remote	Switches combination	Hand brake	Speed 10kmph	Engine run	Engine speed (RPM)	Ignition	Key in ignition	PWR +12V	GND	CAN1-H	CAN1-L	CAN2-H	CAN2-L	Alter. control blinkers	Alt. contr. centr. lock.	Foot brake	Drivers door opening sim.	Stop engine	Start engine	Comfort closure	Trunk release	All doors unlock	Driver door unlock	All doors lock	Turn signal control	Contr. of factory alarm	Contr.c.lock. when ign.is on		
1	2	3	4	5	6	7	8	9	10	11	12	13	14	15	1	2	3	4	5	6	7	8	1	2	3	4	5	6	7	8	9	10	+	+		
Comments:															For correct operating of CAN network signals sending functions, car has to be once closed and opened with factory remote control.																					
Switches:															<input checked="" type="checkbox"/> <input checked="" type="checkbox"/> <input checked="" type="checkbox"/>																					

DODGE MAGNUM															year: 2005 →								with and without Keyless System										programme No: 116										from: 2013-09-12	
connector 15 pin															connector 8 pin								connector 10 pin																					
OUT	OUT	OUT	OUT	OUT	OUT	OUT	OUT	OUT	OUT	OUT	OUT	OUT	OUT	OUT	+	-	CAN H	CAN L	CAN H	CAN L	OUT +/-	OUT +/-	OUT	IN	IN	IN	IN	IN	IN	IN	IN	IN	IN	IN										
Driver door sensor	Passengers door sensor	Trunk sense	Hood sense	Factory alarm++	Armed state	Lock factory remote	Unlock factory remote	Switches combination	Hand brake	Speed 10kmph	Engine run	Engine speed (RPM)	Ignition	Key in ignition	PWR +12V	GND	CAN1-H	CAN1-L	CAN2-H	CAN2-L	Alter. control blinkers	Alt. contr. centr. lock.	Foot brake	Drivers door opening sim.	Stop engine	Start engine	Comfort closure	Trunk release	All doors unlock	Driver door unlock	All doors lock	Turn signal control	Contr. of factory alarm	Contr.c.lock. when ign.is on										
1	2	3	4	5	6	7	8	9	10	11	12	13	14	15	1	2	3	4	5	6	7	8	1	2	3	4	5	6	7	8	9	10	+	+										
Comments:															For correct operating of CAN network signals sending functions, car has to be once closed and opened with factory remote control.																													
Switches:															<input checked="" type="checkbox"/> <input checked="" type="checkbox"/> <input checked="" type="checkbox"/>																													

DODGE NITRO															year: 2007 →								programme No: 135										from: 2013-03-13			
connector 15 pin															connector 8 pin								connector 10 pin													
OUT	OUT	OUT	OUT	OUT	OUT	OUT	OUT	OUT	OUT	OUT	OUT	OUT	OUT	OUT	+	-	CAN H	CAN L	CAN H	CAN L	OUT +/-	OUT +/-	OUT	IN	IN	IN	IN	IN	IN	IN	IN	IN	IN	IN		
Driver door sensor	Passengers door sensor	Trunk sense	Hood sense	Factory alarm++	Armed state	Lock factory remote	Unlock factory remote	Switches combination	Hand brake	Speed 10kmph	Engine run	Engine speed (RPM)	Ignition	Key in ignition	PWR +12V	GND	CAN1-H	CAN1-L	CAN2-H	CAN2-L	Alter. control blinkers	Alt. contr. centr. lock.	Foot brake	Drivers door opening sim.	Stop engine	Start engine	Comfort closure	Trunk release	All doors unlock	Driver door unlock	All doors lock	Turn signal control	Contr. of factory alarm	Contr.c.lock. when ign.is on		
1	2	3	4	5	6	7	8	9	10	11	12	13	14	15	1	2	3	4	5	6	7	8	1	2	3	4	5	6	7	8	9	10	+	+		
Comments:															For correct operating of CAN network signals sending functions, car has to be once closed and opened with factory remote control.																					
Switches:															<input checked="" type="checkbox"/> <input checked="" type="checkbox"/> <input checked="" type="checkbox"/>																					

DODGE NITRO															year: 2007 →								programme No: 245										from: 2013-04-12			
connector 15 pin															connector 8 pin								connector 10 pin													
OUT	OUT	OUT	OUT	OUT	OUT	OUT	OUT	OUT	OUT	OUT	OUT	OUT	OUT	OUT	+	-	CAN H	CAN L	CAN H	CAN L	OUT +/-	OUT +/-	OUT	IN	IN	IN	IN	IN	IN	IN	IN	IN	IN	IN		
Driver door sensor	Passengers door sensor	Trunk sense	Hood sense	Factory alarm++	Armed state	Lock factory remote	Unlock factory remote	Switches combination	Hand brake	Speed 10kmph	Engine run	Engine speed (RPM)	Ignition	Key in ignition	PWR +12V	GND	CAN1-H	CAN1-L	CAN2-H	CAN2-L	Alter. control blinkers	Alt. contr. centr. lock.	Foot brake	Drivers door opening sim.	Stop engine	Start engine	Comfort closure	Trunk release	All doors unlock	Driver door unlock	All doors lock	Turn signal control	Contr. of factory alarm	Contr.c.lock. when ign.is on		
1	2	3	4	5	6	7	8	9	10	11	12	13	14	15	1	2	3	4	5	6	7	8	1	2	3	4	5	6	7	8	9	10	+	+		
Comments:															For correct operating of CAN network signals sending functions, car has to be once closed and opened with factory remote control.																					
Switches:															<input checked="" type="checkbox"/> <input checked="" type="checkbox"/>																					

DODGE RAM															year: 2009 →								programme No: 245										from: 2013-04-12			
connector 15 pin															connector 8 pin								connector 10 pin													
OUT	OUT	OUT	OUT	OUT	OUT	OUT	OUT	OUT	OUT	OUT	OUT	OUT	OUT	OUT	+	-	CAN H	CAN L	CAN H	CAN L	OUT +/-	OUT +/-	OUT	IN	IN	IN	IN	IN	IN	IN	IN	IN	IN	IN		
Driver door sensor	Passengers door sensor	Trunk sense	Hood sense	Factory alarm++	Armed state	Lock factory remote	Unlock factory remote	Switches combination	Hand brake	Speed 10kmph	Engine run	Engine speed (RPM)	Ignition	Key in ignition	PWR +12V	GND	CAN1-H	CAN1-L	CAN2-H	CAN2-L	Alter. control blinkers	Alt. contr. centr. lock.	Foot brake	Drivers door opening sim.	Stop engine	Start engine	Comfort closure	Trunk release	All doors unlock	Driver door unlock	All doors lock	Turn signal control	Contr. of factory alarm	Contr.c.lock. when ign.is on		
1	2	3	4	5	6	7	8	9	10	11	12	13	14	15	1	2	3	4	5	6	7	8	1	2	3	4	5	6	7	8	9	10	+	+		
Comments:															For correct operating of CAN network signals sending functions, car has to be once closed and opened with factory remote control.																					
Switches:															<input checked="" type="checkbox"/> <input checked="" type="checkbox"/> <input checked="" type="checkbox"/>																					

DODGE RAM															year: 2006 →		with and without Keyless System		programme №: 116		from: 2013-09-12																																	
connector 15 pin															connector 8 pin								connector 10 pin																															
OUT	OUT	OUT	OUT	OUT	OUT	OUT	OUT	OUT	OUT	OUT	OUT	OUT	OUT	OUT	+	-	CAN H	CAN L	CAN H	CAN L	OUT +/-	OUT +/-	OUT	IN	IN	IN	IN	IN	IN	IN	IN	IN	IN	IN																				
Driver door sensor	Passengers door sensor	Trunk sense	Hood sense	Factory alarm++	Armed state	Lock factory remote	Unlock factory remote	Switches combination	Hand brake	Speed 10kmph	Engine run	Engine speed (RPM)	Ignition	Key in ignition	PWR +12V	GND	CAN1-H	CAN1-L	CAN2-H	CAN2-L	Alter. control blinkers	Alt. contr. centr. lock.	Foot brake	Drivers door opening sim.	Stop engine	Start engine	Comfort closure	Trunk release	All doors unlock	Driver door unlock	All doors lock	Turn signal control	Contr. of factory alarm	Contr.c.lock. when ign.is on																				
1	2	3	4	5	6	7	8	9	10	11	12	13	14	15	1	2	3	4	5	6	7	8	1	2	3	4	5	6	7	8	9	10	+	+	+	+	+	+	+	+	+	+	+	+	+	+	+	+	+	+	+	+	+	+

Comments: For correct operating of CAN network signals sending functions, car has to be once closed and opened with factory remote control.

Switches:

FIAT 500															year: 2007 →		programme №: 127		from: 2013-03-13																																			
connector 15 pin															connector 8 pin								connector 10 pin																															
OUT	OUT	OUT	OUT	OUT	OUT	OUT	OUT	OUT	OUT	OUT	OUT	OUT	OUT	OUT	+	-	CAN H	CAN L	CAN H	CAN L	OUT +/-	OUT +/-	OUT	IN	IN	IN	IN	IN	IN	IN	IN	IN	IN	IN																				
Driver door sensor	Passengers door sensor	Trunk sense	Hood sense	Factory alarm++	Armed state	Lock factory remote	Unlock factory remote	Switches combination	Hand brake	Speed 10kmph	Engine run	Engine speed (RPM)	Ignition	Key in ignition	PWR +12V	GND	CAN1-H	CAN1-L	CAN2-H	CAN2-L	Alter. control blinkers	Alt. contr. centr. lock.	Foot brake	Drivers door opening sim.	Stop engine	Start engine	Comfort closure	Trunk release	All doors unlock	Driver door unlock	All doors lock	Turn signal control	Contr. of factory alarm	Contr.c.lock. when ign.is on																				
1	2	3	4	5	6	7	8	9	10	11	12	13	14	15	1	2	3	4	5	6	7	8	1	2	3	4	5	6	7	8	9	10	+	+	+	+	+	+	+	+	+	+	+	+	+	+	+	+	+	+	+	+	+	+

Comments:

Switches:

FIAT 500L															year: 2013 →		programme №: 127		from: 2013-03-13																																			
connector 15 pin															connector 8 pin								connector 10 pin																															
OUT	OUT	OUT	OUT	OUT	OUT	OUT	OUT	OUT	OUT	OUT	OUT	OUT	OUT	OUT	+	-	CAN H	CAN L	CAN H	CAN L	OUT +/-	OUT +/-	OUT	IN	IN	IN	IN	IN	IN	IN	IN	IN	IN	IN																				
Driver door sensor	Passengers door sensor	Trunk sense	Hood sense	Factory alarm++	Armed state	Lock factory remote	Unlock factory remote	Switches combination	Hand brake	Speed 10kmph	Engine run	Engine speed (RPM)	Ignition	Key in ignition	PWR +12V	GND	CAN1-H	CAN1-L	CAN2-H	CAN2-L	Alter. control blinkers	Alt. contr. centr. lock.	Foot brake	Drivers door opening sim.	Stop engine	Start engine	Comfort closure	Trunk release	All doors unlock	Driver door unlock	All doors lock	Turn signal control	Contr. of factory alarm	Contr.c.lock. when ign.is on																				
1	2	3	4	5	6	7	8	9	10	11	12	13	14	15	1	2	3	4	5	6	7	8	1	2	3	4	5	6	7	8	9	10	+	+	+	+	+	+	+	+	+	+	+	+	+	+	+	+	+	+	+	+	+	+

Comments:

Switches:

FIAT BRAVO															year: 2007 →		programme №: 129		from: 2013-07-03																																			
connector 15 pin															connector 8 pin								connector 10 pin																															
OUT	OUT	OUT	OUT	OUT	OUT	OUT	OUT	OUT	OUT	OUT	OUT	OUT	OUT	OUT	+	-	CAN H	CAN L	CAN H	CAN L	OUT +/-	OUT +/-	OUT	IN	IN	IN	IN	IN	IN	IN	IN	IN	IN	IN																				
Driver door sensor	Passengers door sensor	Trunk sense	Hood sense	Factory alarm++	Armed state	Lock factory remote	Unlock factory remote	Switches combination	Hand brake	Speed 10kmph	Engine run	Engine speed (RPM)	Ignition	Key in ignition	PWR +12V	GND	CAN1-H	CAN1-L	CAN2-H	CAN2-L	Alter. control blinkers	Alt. contr. centr. lock.	Foot brake	Drivers door opening sim.	Stop engine	Start engine	Comfort closure	Trunk release	All doors unlock	Driver door unlock	All doors lock	Turn signal control	Contr. of factory alarm	Contr.c.lock. when ign.is on																				
1	2	3	4	5	6	7	8	9	10	11	12	13	14	15	1	2	3	4	5	6	7	8	1	2	3	4	5	6	7	8	9	10	+	+	+	+	+	+	+	+	+	+	+	+	+	+	+	+	+	+	+	+	+	+

Comments:

Switches:

FIAT CROMA															year: 2005 →		programme №: 128		from: 2013-07-03																																			
connector 15 pin															connector 8 pin								connector 10 pin																															
OUT	OUT	OUT	OUT	OUT	OUT	OUT	OUT	OUT	OUT	OUT	OUT	OUT	OUT	OUT	+	-	CAN H	CAN L	CAN H	CAN L	OUT +/-	OUT +/-	OUT	IN	IN	IN	IN	IN	IN	IN	IN	IN	IN	IN																				
Driver door sensor	Passengers door sensor	Trunk sense	Hood sense	Factory alarm++	Armed state	Lock factory remote	Unlock factory remote	Switches combination	Hand brake	Speed 10kmph	Engine run	Engine speed (RPM)	Ignition	Key in ignition	PWR +12V	GND	CAN1-H	CAN1-L	CAN2-H	CAN2-L	Alter. control blinkers	Alt. contr. centr. lock.	Foot brake	Drivers door opening sim.	Stop engine	Start engine	Comfort closure	Trunk release	All doors unlock	Driver door unlock	All doors lock	Turn signal control	Contr. of factory alarm	Contr.c.lock. when ign.is on																				
1	2	3	4	5	6	7	8	9	10	11	12	13	14	15	1	2	3	4	5	6	7	8	1	2	3	4	5	6	7	8	9	10	+	+	+	+	+	+	+	+	+	+	+	+	+	+	+	+	+	+	+	+	+	+

Comments: For correct operation of "Driver door unlock" function, 2-stage opening of the central locking must be set in the MENU of car settings. Func. "Comfort closure" works only when the central lock is closed. Func. "Window roll-down" works only when the central lock is opened.

Switches:

FIAT DOBLO

year: 2010 →

programme No: 127

from: 2013-03-13

connector 15 pin														
OUT	OUT	OUT	OUT	OUT	OUT	OUT	OUT	OUT	OUT	OUT	OUT	OUT	OUT	OUT
Driver door sensor	Passengers door sensor	Trunk sense	Hood sense	Factory alarm++	Armed state	Lock factory remote	Unlock factory remote	Switches combination	Hand brake	Speed 10kmph	Engine run	Engine speed (RPM)	Ignition	Key in ignition
1	2	3	4	5	6	7	8	9	10	11	12	13	14	15
+	+	+	-	+	+	+	+	+	+	+	+	+	+	+

connector 8 pin							
+	-	CAN H	CAN L	CAN H	CAN L	OUT +/-	OUT +/-
PWR +12V	GND	CAN1-H	CAN1-L	CAN2-H	CAN2-L	Alter. control blinkers	Alt. contr. centr. lock.
1	2	3	4	5	6	7	8
+	+	+	+	+	+	+	+

connector 10 pin									
OUT	IN	IN	IN	IN	IN	IN	IN	IN	IN
Foot brake	Drivers door opening sim.	Stop engine	Start engine	Comfort closure	Trunk release	All doors unlock	Driver door unlock	All doors lock	Turn signal control
1	2	3	4	5	6	7	8	9	10
+	+	+	+	+	+	+	+	+	+

Contr. of factory alarm	Contr.c.lock. when ign.is on
-------------------------	------------------------------

Comments:

Switches:

FIAT DOBLO

year: 2006 →

programme No: 112

from: 2013-07-03

connector 15 pin														
OUT	OUT	OUT	OUT	OUT	OUT	OUT	OUT	OUT	OUT	OUT	OUT	OUT	OUT	OUT
Driver door sensor	Passengers door sensor	Trunk sense	Hood sense	Factory alarm++	Armed state	Lock factory remote	Unlock factory remote	Switches combination	Hand brake	Speed 10kmph	Engine run	Engine speed (RPM)	Ignition	Key in ignition
1	2	3	4	5	6	7	8	9	10	11	12	13	14	15
+	+	+	-	+	+	+	+	+	+	+	+	+	+	+

connector 8 pin							
+	-	CAN H	CAN L	CAN H	CAN L	OUT +/-	OUT +/-
PWR +12V	GND	CAN1-H	CAN1-L	CAN2-H	CAN2-L	Alter. control blinkers	Alt. contr. centr. lock.
1	2	3	4	5	6	7	8
+	+	+	+	+	+	+	+

connector 10 pin									
OUT	IN	IN	IN	IN	IN	IN	IN	IN	IN
Foot brake	Drivers door opening sim.	Stop engine	Start engine	Comfort closure	Trunk release	All doors unlock	Driver door unlock	All doors lock	Turn signal control
1	2	3	4	5	6	7	8	9	10
+	+	+	+	+	+	+	+	+	+

Contr. of factory alarm	Contr.c.lock. when ign.is on
-------------------------	------------------------------

Comments:

Switches:

FIAT DOBLO

year: 2001 →

programme No: 263

from: 2013-03-13

connector 15 pin														
OUT	OUT	OUT	OUT	OUT	OUT	OUT	OUT	OUT	OUT	OUT	OUT	OUT	OUT	OUT
Driver door sensor	Passengers door sensor	Trunk sense	Hood sense	Factory alarm++	Armed state	Lock factory remote	Unlock factory remote	Switches combination	Hand brake	Speed 10kmph	Engine run	Engine speed (RPM)	Ignition	Key in ignition
1	2	3	4	5	6	7	8	9	10	11	12	13	14	15
+	+	+	-	+	+	+	+	+	+	+	+	+	+	+

connector 8 pin							
+	-	CAN H	CAN L	CAN H	CAN L	OUT +/-	OUT +/-
PWR +12V	GND	CAN1-H	CAN1-L	CAN2-H	CAN2-L	Alter. control blinkers	Alt. contr. centr. lock.
1	2	3	4	5	6	7	8
+	+	+	+	+	+	+	+

connector 10 pin									
OUT	IN	IN	IN	IN	IN	IN	IN	IN	IN
Foot brake	Drivers door opening sim.	Stop engine	Start engine	Comfort closure	Trunk release	All doors unlock	Driver door unlock	All doors lock	Turn signal control
1	2	3	4	5	6	7	8	9	10
+	+	+	+	+	+	+	+	+	+

Contr. of factory alarm	Contr.c.lock. when ign.is on
-------------------------	------------------------------

Comments:

Switches:

FIAT DUCATO

year: 2011 →

programme No: 127

from: 2013-03-13

connector 15 pin														
OUT	OUT	OUT	OUT	OUT	OUT	OUT	OUT	OUT	OUT	OUT	OUT	OUT	OUT	OUT
Driver door sensor	Passengers door sensor	Trunk sense	Hood sense	Factory alarm++	Armed state	Lock factory remote	Unlock factory remote	Switches combination	Hand brake	Speed 10kmph	Engine run	Engine speed (RPM)	Ignition	Key in ignition
1	2	3	4	5	6	7	8	9	10	11	12	13	14	15
+	+	+	-	+	+	+	+	+	+	+	+	+	+	+

connector 8 pin							
+	-	CAN H	CAN L	CAN H	CAN L	OUT +/-	OUT +/-
PWR +12V	GND	CAN1-H	CAN1-L	CAN2-H	CAN2-L	Alter. control blinkers	Alt. contr. centr. lock.
1	2	3	4	5	6	7	8
+	+	+	+	+	+	+	+

connector 10 pin									
OUT	IN	IN	IN	IN	IN	IN	IN	IN	IN
Foot brake	Drivers door opening sim.	Stop engine	Start engine	Comfort closure	Trunk release	All doors unlock	Driver door unlock	All doors lock	Turn signal control
1	2	3	4	5	6	7	8	9	10
+	+	+	+	+	+	+	+	+	+

Contr. of factory alarm	Contr.c.lock. when ign.is on
-------------------------	------------------------------

Comments:

Switches:

FIAT DUCATO

year: 2011 →

programme No: 129

from: 2013-07-03

connector 15 pin														
OUT	OUT	OUT	OUT	OUT	OUT	OUT	OUT	OUT	OUT	OUT	OUT	OUT	OUT	OUT
Driver door sensor	Passengers door sensor	Trunk sense	Hood sense	Factory alarm++	Armed state	Lock factory remote	Unlock factory remote	Switches combination	Hand brake	Speed 10kmph	Engine run	Engine speed (RPM)	Ignition	Key in ignition
1	2	3	4	5	6	7	8	9	10	11	12	13	14	15
+	+	+	-	+	+	+	+	+	+	+	+	+	+	+

connector 8 pin							
+	-	CAN H	CAN L	CAN H	CAN L	OUT +/-	OUT +/-
PWR +12V	GND	CAN1-H	CAN1-L	CAN2-H	CAN2-L	Alter. control blinkers	Alt. contr. centr. lock.
1	2	3	4	5	6	7	8
+	+	+	+	+	+	+	+

connector 10 pin									
OUT	IN	IN	IN	IN	IN	IN	IN	IN	IN
Foot brake	Drivers door opening sim.	Stop engine	Start engine	Comfort closure	Trunk release	All doors unlock	Driver door unlock	All doors lock	Turn signal control
1	2	3	4	5	6	7	8	9	10
+	+	+	+	+	+	+	+	+	+

Contr. of factory alarm	Contr.c.lock. when ign.is on
-------------------------	------------------------------

Comments:

Switches:

FIAT DUCATO															year: 2006 →								programme No: 129										from: 2013-07-03				
connector 15 pin															connector 8 pin								connector 10 pin														
OUT	OUT	OUT	OUT	OUT	OUT	OUT	OUT	OUT	OUT	OUT	OUT	OUT	OUT	OUT	+	-	CAN H	CAN L	CAN H	CAN L	CAN L	OUT +/-	OUT +/-	OUT	IN	IN	IN	IN	IN	IN	IN	IN	IN	IN	IN		
Driver door sensor	Passengers door sensor	Trunk sense	Hood sense	Factory alarm++	Armed state	Lock factory remote	Unlock factory remote	Switches combination	Hand brake	Speed 10kmph	Engine run	Engine speed (RPM)	Ignition	Key in ignition	PWR +12V	GND	CAN1-H	CAN1-L	CAN2-H	CAN2-L	Alter. control blinkers	Alt. contr. centr. lock.	Foot brake	Drivers door opening sim.	Stop engine	Start engine	Comfort closure	Trunk release	All doors unlock	Driver door unlock	All doors lock	Turn signal control	Contr. of factory alarm	Contr.c.lock. when ign.is on			
1	2	3	4	5	6	7	8	9	10	11	12	13	14	15	1	2	3	4	5	6	7	8	1	2	3	4	5	6	7	8	9	10					
+	+	+	-	+	+	+	+	+	+	+	+	+	+	+	+	+	+	+	-	-	+	+	+	+	+	+	+	+	+	+	+	+					
Comments:																																					
Switches:																																					

FIAT FIORINO															year: 2008 →								programme No: 127										from: 2013-03-13			
connector 15 pin															connector 8 pin								connector 10 pin													
OUT	OUT	OUT	OUT	OUT	OUT	OUT	OUT	OUT	OUT	OUT	OUT	OUT	OUT	OUT	+	-	CAN H	CAN L	CAN H	CAN L	OUT +/-	OUT +/-	OUT	IN	IN	IN	IN	IN	IN	IN	IN	IN	IN	IN		
Driver door sensor	Passengers door sensor	Trunk sense	Hood sense	Factory alarm++	Armed state	Lock factory remote	Unlock factory remote	Switches combination	Hand brake	Speed 10kmph	Engine run	Engine speed (RPM)	Ignition	Key in ignition	PWR +12V	GND	CAN1-H	CAN1-L	CAN2-H	CAN2-L	Alter. control blinkers	Alt. contr. centr. lock.	Foot brake	Drivers door opening sim.	Stop engine	Start engine	Comfort closure	Trunk release	All doors unlock	Driver door unlock	All doors lock	Turn signal control	Contr. of factory alarm	Contr.c.lock. when ign.is on		
1	2	3	4	5	6	7	8	9	10	11	12	13	14	15	1	2	3	4	5	6	7	8	1	2	3	4	5	6	7	8	9	10				
+	+	+	-	+	+	+	+	+	+	+	+	+	+	+	+	+	+	+	+	+	+	+	+	+	+	+	+	+	+	+	+	+				
Comments:																																				
Switches:																																				

FIAT FREMONT															year: 2011 →								programme No: 332										from: 2013-03-13			
connector 15 pin															connector 8 pin								connector 10 pin													
OUT	OUT	OUT	OUT	OUT	OUT	OUT	OUT	OUT	OUT	OUT	OUT	OUT	OUT	OUT	+	-	CAN H	CAN L	CAN H	CAN L	OUT +/-	OUT +/-	OUT	IN	IN	IN	IN	IN	IN	IN	IN	IN	IN	IN		
Driver door sensor	Passengers door sensor	Trunk sense	Hood sense	Factory alarm++	Armed state	Lock factory remote	Unlock factory remote	Switches combination	Hand brake	Speed 10kmph	Engine run	Engine speed (RPM)	Ignition	Key in ignition	PWR +12V	GND	CAN1-H	CAN1-L	CAN2-H	CAN2-L	Alter. control blinkers	Alt. contr. centr. lock.	Foot brake	Drivers door opening sim.	Stop engine	Start engine	Comfort closure	Trunk release	All doors unlock	Driver door unlock	All doors lock	Turn signal control	Contr. of factory alarm	Contr.c.lock. when ign.is on		
1	2	3	4	5	6	7	8	9	10	11	12	13	14	15	1	2	3	4	5	6	7	8	1	2	3	4	5	6	7	8	9	10				
+	+	+	-	+	+	+	+	+	+	+	+	+	+	+	+	+	+	+	-	-	+	+	+	+	+	+	+	+	+	+	+	+				
Comments: For correct operating of CAN network signals sending functions, car has to be once closed and opened with factory remote control.																																				
Switches:																																				

FIAT GRANDE PUNTO															year: 2009 →								programme No: 127										from: 2013-03-13			
connector 15 pin															connector 8 pin								connector 10 pin													
OUT	OUT	OUT	OUT	OUT	OUT	OUT	OUT	OUT	OUT	OUT	OUT	OUT	OUT	OUT	+	-	CAN H	CAN L	CAN H	CAN L	OUT +/-	OUT +/-	OUT	IN	IN	IN	IN	IN	IN	IN	IN	IN	IN	IN		
Driver door sensor	Passengers door sensor	Trunk sense	Hood sense	Factory alarm++	Armed state	Lock factory remote	Unlock factory remote	Switches combination	Hand brake	Speed 10kmph	Engine run	Engine speed (RPM)	Ignition	Key in ignition	PWR +12V	GND	CAN1-H	CAN1-L	CAN2-H	CAN2-L	Alter. control blinkers	Alt. contr. centr. lock.	Foot brake	Drivers door opening sim.	Stop engine	Start engine	Comfort closure	Trunk release	All doors unlock	Driver door unlock	All doors lock	Turn signal control	Contr. of factory alarm	Contr.c.lock. when ign.is on		
1	2	3	4	5	6	7	8	9	10	11	12	13	14	15	1	2	3	4	5	6	7	8	1	2	3	4	5	6	7	8	9	10				
+	+	+	-	+	+	+	+	+	+	+	+	+	+	+	+	+	+	+	+	+	+	+	+	+	+	+	+	+	+	+	+	+				
Comments:																																				
Switches:																																				

FIAT GRANDE PUNTO															year: 2006 →								programme No: 127										from: 2013-03-13			
connector 15 pin															connector 8 pin								connector 10 pin													
OUT	OUT	OUT	OUT	OUT	OUT	OUT	OUT	OUT	OUT	OUT	OUT	OUT	OUT	OUT	+	-	CAN H	CAN L	CAN H	CAN L	OUT +/-	OUT +/-	OUT	IN	IN	IN	IN	IN	IN	IN	IN	IN	IN	IN		
Driver door sensor	Passengers door sensor	Trunk sense	Hood sense	Factory alarm++	Armed state	Lock factory remote	Unlock factory remote	Switches combination	Hand brake	Speed 10kmph	Engine run	Engine speed (RPM)	Ignition	Key in ignition	PWR +12V	GND	CAN1-H	CAN1-L	CAN2-H	CAN2-L	Alter. control blinkers	Alt. contr. centr. lock.	Foot brake	Drivers door opening sim.	Stop engine	Start engine	Comfort closure	Trunk release	All doors unlock	Driver door unlock	All doors lock	Turn signal control	Contr. of factory alarm	Contr.c.lock. when ign.is on		
1	2	3	4	5	6	7	8	9	10	11	12	13	14	15	1	2	3	4	5	6	7	8	1	2	3	4	5	6	7	8	9	10				
+	+	+	-	+	+	+	+	+	+	+	+	+	+	+	+	+	+	+	+	+	+	+	+	+	+	+	+	+	+	+	+	+				
Comments:																																				
Switches:																																				

FIAT LINEA															year: 2007 →								programme No: 146										from: 2013-07-03			
connector 15 pin															connector 8 pin								connector 10 pin													
OUT	OUT	OUT	OUT	OUT	OUT	OUT	OUT	OUT	OUT	OUT	OUT	OUT	OUT	OUT	+	-	CAN H	CAN L	CAN H	CAN L	OUT +/-	OUT +/-	OUT	IN	IN	IN	IN	IN	IN	IN	IN	IN	IN	IN		
Driver door sensor	Passengers door sensor	Trunk sense	Hood sense	Factory alarm++	Armed state	Lock factory remote	Unlock factory remote	Switches combination	Hand brake	Speed 10kmph	Engine run	Engine speed (RPM)	Ignition	Key in ignition	PWR +12V	GND	CAN1-H	CAN1-L	CAN2-H	CAN2-L	Alter. control blinkers	Alt. contr. centr. lock.	Foot brake	Drivers door opening sim.	Stop engine	Start engine	Comfort closure	Trunk release	All doors unlock	Driver door unlock	All doors lock	Turn signal control	Contr. of factory alarm	Contr.c.lock. when ign.is on		
1	2	3	4	5	6	7	8	9	10	11	12	13	14	15	1	2	3	4	5	6	7	8	1	2	3	4	5	6	7	8	9	10				
+	+	+	-	+	+	+	+	+	+	+	+	+	+	+	+	+	+	+	-	-	+	+	+	+	3	4	5	6	7	8	9	10				

FIAT PANDA II															year: 2004 →								programme No: 112										from: 2013-07-03			
connector 15 pin															connector 8 pin								connector 10 pin													
OUT	OUT	OUT	OUT	OUT	OUT	OUT	OUT	OUT	OUT	OUT	OUT	OUT	OUT	OUT	+	-	CAN H	CAN L	CAN H	CAN L	OUT +/-	OUT +/-	OUT	IN	IN	IN	IN	IN	IN	IN	IN	IN	IN	IN		
Driver door sensor	Passengers door sensor	Trunk sense	Hood sense	Factory alarm++	Armed state	Lock factory remote	Unlock factory remote	Switches combination	Hand brake	Speed 10kmph	Engine run	Engine speed (RPM)	Ignition	Key in ignition	PWR +12V	GND	CAN1-H	CAN1-L	CAN2-H	CAN2-L	Alter. control blinkers	Alt. contr. centr. lock.	Foot brake	Drivers door opening sim.	Stop engine	Start engine	Comfort closure	Trunk release	All doors unlock	Driver door unlock	All doors lock	Turn signal control	Contr. of factory alarm	Contr.c.lock. when ign.is on		
1	2	3	4	5	6	7	8	9	10	11	12	13	14	15	1	2	3	4	5	6	7	8	1	2	3	4	5	6	7	8	9	10				
+	+	+	-	+	+	+	+	+	+	+	+	+	+	+	+	+	+	+	-	-	+	+	+	+	3	4	5	6	7	8	9	10				

FIAT PANDA III															year: 2012 →								programme No: 127										from: 2013-03-13			
connector 15 pin															connector 8 pin								connector 10 pin													
OUT	OUT	OUT	OUT	OUT	OUT	OUT	OUT	OUT	OUT	OUT	OUT	OUT	OUT	OUT	+	-	CAN H	CAN L	CAN H	CAN L	OUT +/-	OUT +/-	OUT	IN	IN	IN	IN	IN	IN	IN	IN	IN	IN	IN		
Driver door sensor	Passengers door sensor	Trunk sense	Hood sense	Factory alarm++	Armed state	Lock factory remote	Unlock factory remote	Switches combination	Hand brake	Speed 10kmph	Engine run	Engine speed (RPM)	Ignition	Key in ignition	PWR +12V	GND	CAN1-H	CAN1-L	CAN2-H	CAN2-L	Alter. control blinkers	Alt. contr. centr. lock.	Foot brake	Drivers door opening sim.	Stop engine	Start engine	Comfort closure	Trunk release	All doors unlock	Driver door unlock	All doors lock	Turn signal control	Contr. of factory alarm	Contr.c.lock. when ign.is on		
1	2	3	4	5	6	7	8	9	10	11	12	13	14	15	1	2	3	4	5	6	7	8	1	2	3	4	5	6	7	8	9	10				
+	+	+	-	+	+	+	+	+	+	+	+	+	+	+	+	+	+	+	-	-	+	+	+	+	3	4	5	6	7	8	9	10				

FIAT PUNTO EVO															year: 2009 →								programme No: 127										from: 2013-03-13			
connector 15 pin															connector 8 pin								connector 10 pin													
OUT	OUT	OUT	OUT	OUT	OUT	OUT	OUT	OUT	OUT	OUT	OUT	OUT	OUT	OUT	+	-	CAN H	CAN L	CAN H	CAN L	OUT +/-	OUT +/-	OUT	IN	IN	IN	IN	IN	IN	IN	IN	IN	IN	IN		
Driver door sensor	Passengers door sensor	Trunk sense	Hood sense	Factory alarm++	Armed state	Lock factory remote	Unlock factory remote	Switches combination	Hand brake	Speed 10kmph	Engine run	Engine speed (RPM)	Ignition	Key in ignition	PWR +12V	GND	CAN1-H	CAN1-L	CAN2-H	CAN2-L	Alter. control blinkers	Alt. contr. centr. lock.	Foot brake	Drivers door opening sim.	Stop engine	Start engine	Comfort closure	Trunk release	All doors unlock	Driver door unlock	All doors lock	Turn signal control	Contr. of factory alarm	Contr.c.lock. when ign.is on		
1	2	3	4	5	6	7	8	9	10	11	12	13	14	15	1	2	3	4	5	6	7	8	1	2	3	4	5	6	7	8	9	10				
+	+	+	-	+	+	+	+	+	+	+	+	+	+	+	+	+	+	+	-	-	+	+	+	+	3	4	5	6	7	8	9	10				

FIAT QUBO															year: 2008 →								programme No: 127										from: 2013-03-13			
connector 15 pin															connector 8 pin								connector 10 pin													
OUT	OUT	OUT	OUT	OUT	OUT	OUT	OUT	OUT	OUT	OUT	OUT	OUT	OUT	OUT	+	-	CAN H	CAN L	CAN H	CAN L	OUT +/-	OUT +/-	OUT	IN	IN	IN	IN	IN	IN	IN	IN	IN	IN	IN		
Driver door sensor	Passengers door sensor	Trunk sense	Hood sense	Factory alarm++	Armed state	Lock factory remote	Unlock factory remote	Switches combination	Hand brake	Speed 10kmph	Engine run	Engine speed (RPM)	Ignition	Key in ignition	PWR +12V	GND	CAN1-H	CAN1-L	CAN2-H	CAN2-L	Alter. control blinkers	Alt. contr. centr. lock.	Foot brake	Drivers door opening sim.	Stop engine	Start engine	Comfort closure	Trunk release	All doors unlock	Driver door unlock	All doors lock	Turn signal control	Contr. of factory alarm	Contr.c.lock. when ign.is on		
1	2	3	4	5	6	7	8	9	10	11	12	13	14	15	1	2	3	4	5	6	7	8	1	2	3	4	5	6	7	8	9	10				
+	+	+	-	+	+	+	+	+	+	+	+	+	+	+	+	+	+	+	-	-	+	+	+	+	3	4	5	6	7	8	9	10				

Comments:

Switches:

FIAT SCUDO															year: 2007 →	(with factory alarm)								programme №: 143	from: 2013-04-18									
connector 15 pin															connector 8 pin								connector 10 pin											
OUT	OUT	OUT	OUT	OUT	OUT	OUT	OUT	OUT	OUT	OUT	OUT	OUT	OUT	OUT	+	-	CAN H	CAN L	CAN H	CAN L	OUT +/-	OUT +/-	OUT	IN	IN	IN	IN	IN	IN	IN	IN	IN	IN	IN
Driver door sensor	Passengers door sensor	Trunk sense	Hood sense	Factory alarm++	Armed state	Lock factory remote	Unlock factory remote	Switches combination	Hand brake	Speed 10kmph	Engine run	Engine speed (RPM)	Ignition	Key in ignition	PWR +12V	GND	CAN1-H	CAN1-L	CAN2-H	CAN2-L	Alter. control blinkers	Alt. contr. centr. lock.	Foot brake	Drivers door opening sim.	Stop engine	Start engine	Comfort closure	Trunk release	All doors unlock	Driver door unlock	All doors lock	Turn signal control	Contr. of factory alarm	Contr.c.lock. when ign.is on
1	2	3	4	5	6	7	8	9	10	11	12	13	14	15	1	2	3	4	5	6	7	8	1	2	3	4	5	6	7	8	9	10		
+	+	+	+	+	+	+	+	+	+	+	+	+	+	+	+	+	+	+	+	+	+	+	+	+	+	+	+	+	+	+	+	+		

Comments: If the car does not have the manufacturer's alarm system, then the manufacturer's alarm system should be activated (switched on) through service/diagnostic computer, otherwise statuses "Factory system alarm", "Driver door sense", "Passang. door sense", "Trunk sense", "Hood sense" and function "Turn signal control" will not work.

Switches:

FIAT SCUDO															year: 2007 →	(without factory alarm)								programme №: 193	from: 2013-04-18									
connector 15 pin															connector 8 pin								connector 10 pin											
OUT	OUT	OUT	OUT	OUT	OUT	OUT	OUT	OUT	OUT	OUT	OUT	OUT	OUT	OUT	+	-	CAN H	CAN L	CAN H	CAN L	OUT +/-	OUT +/-	OUT	IN	IN	IN	IN	IN	IN	IN	IN	IN	IN	IN
Driver door sensor	Passengers door sensor	Trunk sense	Hood sense	Factory alarm++	Armed state	Lock factory remote	Unlock factory remote	Switches combination	Hand brake	Speed 10kmph	Engine run	Engine speed (RPM)	Ignition	Key in ignition	PWR +12V	GND	CAN1-H	CAN1-L	CAN2-H	CAN2-L	Alter. control blinkers	Alt. contr. centr. lock.	Foot brake	Drivers door opening sim.	Stop engine	Start engine	Comfort closure	Trunk release	All doors unlock	Driver door unlock	All doors lock	Turn signal control	Contr. of factory alarm	Contr.c.lock. when ign.is on
1	2	3	4	5	6	7	8	9	10	11	12	13	14	15	1	2	3	4	5	6	7	8	1	2	3	4	5	6	7	8	9	10		
+	+	+	+	+	+	+	+	+	+	+	+	+	+	+	+	+	+	+	+	+	+	+	+	+	+	+	+	+	+	+	+	+		

Comments: If the car does not have the manufacturer's alarm system, then the manufacturer's alarm system should be activated (switched on) through service/diagnostic computer, otherwise status "Factory system alarm" and function "Turn signal control" will not work.

Switches:

FIAT SEDICI															year: 2006 →	with Keyless System only								programme №: 115	from: 2013-06-24									
connector 15 pin															connector 8 pin								connector 10 pin											
OUT	OUT	OUT	OUT	OUT	OUT	OUT	OUT	OUT	OUT	OUT	OUT	OUT	OUT	OUT	+	-	CAN H	CAN L	CAN H	CAN L	OUT +/-	OUT +/-	OUT	IN	IN	IN	IN	IN	IN	IN	IN	IN	IN	IN
Driver door sensor	Passengers door sensor	Trunk sense	Hood sense	Factory alarm++	Armed state	Lock factory remote	Unlock factory remote	Switches combination	Hand brake	Speed 10kmph	Engine run	Engine speed (RPM)	Ignition	Key in ignition	PWR +12V	GND	CAN1-H	CAN1-L	CAN2-H	CAN2-L	Alter. control blinkers	Alt. contr. centr. lock.	Foot brake	Drivers door opening sim.	Stop engine	Start engine	Comfort closure	Trunk release	All doors unlock	Driver door unlock	All doors lock	Turn signal control	Contr. of factory alarm	Contr.c.lock. when ign.is on
1	2	3	4	5	6	7	8	9	10	11	12	13	14	15	1	2	3	4	5	6	7	8	1	2	3	4	5	6	7	8	9	10		
+	+	+	+	+	+	+	+	+	+	+	+	+	+	+	+	+	+	+	+	+	+	+	+	+	+	+	+	+	+	+	+	+		

Comments: If the module does not recognise ignition, program 168 has to be set (non-recognition is caused by variety of installed engines).

Switches:

FIAT SEDICI															year: 2006 →	without Keyless System								programme №: 115	from: 2013-06-24									
connector 15 pin															connector 8 pin								connector 10 pin											
OUT	OUT	OUT	OUT	OUT	OUT	OUT	OUT	OUT	OUT	OUT	OUT	OUT	OUT	OUT	+	-	CAN H	CAN L	CAN H	CAN L	OUT +/-	OUT +/-	OUT	IN	IN	IN	IN	IN	IN	IN	IN	IN	IN	IN
Driver door sensor	Passengers door sensor	Trunk sense	Hood sense	Factory alarm++	Armed state	Lock factory remote	Unlock factory remote	Switches combination	Hand brake	Speed 10kmph	Engine run	Engine speed (RPM)	Ignition	Key in ignition	PWR +12V	GND	CAN1-H	CAN1-L	CAN2-H	CAN2-L	Alter. control blinkers	Alt. contr. centr. lock.	Foot brake	Drivers door opening sim.	Stop engine	Start engine	Comfort closure	Trunk release	All doors unlock	Driver door unlock	All doors lock	Turn signal control	Contr. of factory alarm	Contr.c.lock. when ign.is on
1	2	3	4	5	6	7	8	9	10	11	12	13	14	15	1	2	3	4	5	6	7	8	1	2	3	4	5	6	7	8	9	10		
+	+	+	+	+	+	+	+	+	+	+	+	+	+	+	+	+	+	+	+	+	+	+	+	+	+	+	+	+	+	+	+	+		

Comments: If the module does not recognise ignition, program 168 has to be set (non-recognition is caused by variety of installed engines).

Switches:

FIAT STILO															year: 2006 →	(without factory alarm)								programme №: 112	from: 2013-07-03									
connector 15 pin															connector 8 pin								connector 10 pin											
OUT	OUT	OUT	OUT	OUT	OUT	OUT	OUT	OUT	OUT	OUT	OUT	OUT	OUT	OUT	+	-	CAN H	CAN L	CAN H	CAN L	OUT +/-	OUT +/-	OUT	IN	IN	IN	IN	IN	IN	IN	IN	IN	IN	IN
Driver door sensor	Passengers door sensor	Trunk sense	Hood sense	Factory alarm++	Armed state	Lock factory remote	Unlock factory remote	Switches combination	Hand brake	Speed 10kmph	Engine run	Engine speed (RPM)	Ignition	Key in ignition	PWR +12V	GND	CAN1-H	CAN1-L	CAN2-H	CAN2-L	Alter. control blinkers	Alt. contr. centr. lock.	Foot brake	Drivers door opening sim.	Stop engine	Start engine	Comfort closure	Trunk release	All doors unlock	Driver door unlock	All doors lock	Turn signal control	Contr. of factory alarm	Contr.c.lock. when ign.is on
1	2	3	4	5	6	7	8	9	10	11	12	13	14	15	1	2	3	4	5	6	7	8	1	2	3	4	5	6	7	8	9	10		
+	+	+	+	+	+	+	+	+	+	+	+	+	+	+	+	+	+	+	+	+	+	+	+	+	+	+	+	+	+	+	+	+		

Comments:

Switches:



FIAT ULYSSE															year: 2007 →		(with factory alarm)		programme №: 143										from: 2013-04-18									
connector 15 pin															connector 8 pin								connector 10 pin															
OUT	OUT	OUT	OUT	OUT	OUT	OUT	OUT	OUT	OUT	OUT	OUT	OUT	OUT	OUT	+	-	CAN H	CAN L	CAN H	CAN L	OUT +/-	OUT +/-	OUT	IN	IN	IN	IN	IN	IN	IN	IN	IN	IN	IN	IN	IN		
Driver door sensor	Passengers door sensor	Trunk sense	Hood sense	Factory alarm++	Armed state	Lock factory remote	Unlock factory remote	Switches combination	Hand brake	Speed 10kmph	Engine run	Engine speed (RPM)	Ignition	Key in ignition	PWR +12V	GND	CAN1-H	CAN1-L	CAN2-H	CAN2-L	Alter. control blinkers	Alt. contr. centr. lock.	Foot brake	Drivers door opening sim.	Stop engine	Start engine	Comfort closure	Trunk release	All doors unlock	Driver door unlock	All doors lock	Turn signal control	Contr. of factory alarm	Contr.c.lock. when ign.is on				
1	2	3	4	5	6	7	8	9	10	11	12	13	14	15	1	2	3	4	5	6	7	8	1	2	3	4	5	6	7	8	9	10						
+	+	+	+	+	+	+	+	+	+	+	+	+	+	+	+	+	+	+	+	+	+	+	+	+	+	+	+	+	+	+	+	+						
Comments:															If the car does not have the manufacturer's alarm system, then the manufacturer's alarm system should be activated (switched on) through service/diagnostic computer, otherwise statuses "Factory system alarm", "Driver door sense", "Passang. door sense", "Trunk sense", "Hood sense" and function "Turn signal control" will not work.																							
Switches:																																						



FIAT ULYSSE															year: 2007 →		(without factory alarm)		programme №: 193										from: 2013-04-18							
connector 15 pin															connector 8 pin								connector 10 pin													
OUT	OUT	OUT	OUT	OUT	OUT	OUT	OUT	OUT	OUT	OUT	OUT	OUT	OUT	OUT	+	-	CAN H	CAN L	CAN H	CAN L	OUT +/-	OUT +/-	OUT	IN	IN	IN	IN	IN	IN	IN	IN	IN	IN	IN		
Driver door sensor	Passengers door sensor	Trunk sense	Hood sense	Factory alarm++	Armed state	Lock factory remote	Unlock factory remote	Switches combination	Hand brake	Speed 10kmph	Engine run	Engine speed (RPM)	Ignition	Key in ignition	PWR +12V	GND	CAN1-H	CAN1-L	CAN2-H	CAN2-L	Alter. control blinkers	Alt. contr. centr. lock.	Foot brake	Drivers door opening sim.	Stop engine	Start engine	Comfort closure	Trunk release	All doors unlock	Driver door unlock	All doors lock	Turn signal control	Contr. of factory alarm	Contr.c.lock. when ign.is on		
1	2	3	4	5	6	7	8	9	10	11	12	13	14	15	1	2	3	4	5	6	7	8	1	2	3	4	5	6	7	8	9	10				
+	+	+	+	+	+	+	+	+	+	+	+	+	+	+	+	+	+	+	+	+	+	+	+	+	+	+	+	+	+	+	+	+				
Comments:															If the car does not have the manufacturer's alarm system, then the manufacturer's alarm system should be activated (switched on) through service/diagnostic computer, otherwise status "Factory system alarm" and function "Turn signal control" will not work.																					
Switches:																																				




FORD C-MAX															year: 2010 →		with and without Keyless System		programme №: 276										from: 2013-11-05							
connector 15 pin															connector 8 pin								connector 10 pin													
OUT	OUT	OUT	OUT	OUT	OUT	OUT	OUT	OUT	OUT	OUT	OUT	OUT	OUT	OUT	+	-	CAN H	CAN L	CAN H	CAN L	OUT +/-	OUT +/-	OUT	IN	IN	IN	IN	IN	IN	IN	IN	IN	IN	IN		
Driver door sensor	Passengers door sensor	Trunk sense	Hood sense	Factory alarm++	Armed state	Lock factory remote	Unlock factory remote	Switches combination	Hand brake	Speed 10kmph	Engine run	Engine speed (RPM)	Ignition	Key in ignition	PWR +12V	GND	CAN1-H	CAN1-L	CAN2-H	CAN2-L	Alter. control blinkers	Alt. contr. centr. lock.	Foot brake	Drivers door opening sim.	Stop engine	Start engine	Comfort closure	Trunk release	All doors unlock	Driver door unlock	All doors lock	Turn signal control	Contr. of factory alarm	Contr.c.lock. when ign.is on		
1	2	3	4	5	6	7	8	9	10	11	12	13	14	15	1	2	3	4	5	6	7	8	1	2	3	4	5	6	7	8	9	10				
+	+	+	+	+	+	+	+	+	+	+	+	+	+	+	+	+	+	+	+	+	+	+	+	+	+	+	+	+	+	+	+	+				
Comments:																																				
Switches:																																				



FORD C-MAX															year: 2003 →				programme №: 121										from: 2013-10-07							
connector 15 pin															connector 8 pin								connector 10 pin													
OUT	OUT	OUT	OUT	OUT	OUT	OUT	OUT	OUT	OUT	OUT	OUT	OUT	OUT	OUT	+	-	CAN H	CAN L	CAN H	CAN L	OUT +/-	OUT +/-	OUT	IN	IN	IN	IN	IN	IN	IN	IN	IN	IN	IN		
Driver door sensor	Passengers door sensor	Trunk sense	Hood sense	Factory alarm++	Armed state	Lock factory remote	Unlock factory remote	Switches combination	Hand brake	Speed 10kmph	Engine run	Engine speed (RPM)	Ignition	Key in ignition	PWR +12V	GND	CAN1-H	CAN1-L	CAN2-H	CAN2-L	Alter. control blinkers	Alt. contr. centr. lock.	Foot brake	Drivers door opening sim.	Stop engine	Start engine	Comfort closure	Trunk release	All doors unlock	Driver door unlock	All doors lock	Turn signal control	Contr. of factory alarm	Contr.c.lock. when ign.is on		
1	2	3	4	5	6	7	8	9	10	11	12	13	14	15	1	2	3	4	5	6	7	8	1	2	3	4	5	6	7	8	9	10				
+	+	+	+	+	+	+	+	+	+	+	+	+	+	+	+	+	+	+	+	+	+	+	+	+	+	+	+	+	+	+	+	+				
Comments:																																				
Switches:																																				



FORD C-MAX															year: 2003 →		with and without Keyless System		programme №: 121										from: 2013-10-07							
connector 15 pin															connector 8 pin								connector 10 pin													
OUT	OUT	OUT	OUT	OUT	OUT	OUT	OUT	OUT	OUT	OUT	OUT	OUT	OUT	OUT	+	-	CAN H	CAN L	CAN H	CAN L	OUT +/-	OUT +/-	OUT	IN	IN	IN	IN	IN	IN	IN	IN	IN	IN	IN		
Driver door sensor	Passengers door sensor	Trunk sense	Hood sense	Factory alarm++	Armed state	Lock factory remote	Unlock factory remote	Switches combination	Hand brake	Speed 10kmph	Engine run	Engine speed (RPM)	Ignition	Key in ignition	PWR +12V	GND	CAN1-H	CAN1-L	CAN2-H	CAN2-L	Alter. control blinkers	Alt. contr. centr. lock.	Foot brake	Drivers door opening sim.	Stop engine	Start engine	Comfort closure	Trunk release	All doors unlock	Driver door unlock	All doors lock	Turn signal control	Contr. of factory alarm	Contr.c.lock. when ign.is on		
1	2	3	4	5	6	7	8	9	10	11	12	13	14	15	1	2	3	4	5	6	7	8	1	2	3	4	5	6	7	8	9	10				
+	+	+	+	+	+	+	+	+	+	+	+	+	+	+	+	+	+	+	+	+	+	+	+	+	+	+	+	+	+	+	+	+				
Comments:																																				
Switches:																																				



FORD EXPLORER															year: 2011 →		with and without Keyless System		programme №: 424		from: 2013-06-20													
connector 15 pin															connector 8 pin				connector 10 pin															
OUT	OUT	OUT	OUT	OUT	OUT	OUT	OUT	OUT	OUT	OUT	OUT	OUT	OUT	OUT	+	-	CAN H	CAN L	CAN H	CAN L	OUT +/-	OUT +/-	OUT	IN	IN	IN	IN	IN	IN	IN	IN	IN		
Driver door sensor	Passengers door sensor	Trunk sense	Hood sense	Factory alarm++	Armed state	Lock factory remote	Unlock factory remote	Switches combination	Hand brake	Speed 10kmph	Engine run	Engine speed (RPM)	Ignition	Key in ignition	PWR +12V	GND	CAN1-H	CAN1-L	CAN2-H	CAN2-L	Alter. control blinkers	Alt. contr. centr. lock.	Foot brake	Drivers door opening sim.	Stop engine	Start engine	Comfort closure	Trunk release	All doors unlock	Driver door unlock	All doors lock	Turn signal control	Contr. of factory alarm	Contr.c.lock. when ign.is on
1	2	3	4	5	6	7	8	9	10	11	12	13	14	15	1	2	3	4	5	6	7	8	1	2	3	4	5	6	7	8	9	10		
+	+	+	-	+	+	+	+	+	+	+	+	+	+	+	+	+	+	+	+	+	+	+	+	+	3	4	5	6	7	8	9	10		
Comments:																																		
Switches:  																																		

FORD FIESTA															year: 2009 →		with and without Keyless System		programme №: 175		from: 2013-03-13													
connector 15 pin															connector 8 pin				connector 10 pin															
OUT	OUT	OUT	OUT	OUT	OUT	OUT	OUT	OUT	OUT	OUT	OUT	OUT	OUT	OUT	+	-	CAN H	CAN L	CAN H	CAN L	OUT +/-	OUT +/-	OUT	IN	IN	IN	IN	IN	IN	IN	IN	IN		
Driver door sensor	Passengers door sensor	Trunk sense	Hood sense	Factory alarm++	Armed state	Lock factory remote	Unlock factory remote	Switches combination	Hand brake	Speed 10kmph	Engine run	Engine speed (RPM)	Ignition	Key in ignition	PWR +12V	GND	CAN1-H	CAN1-L	CAN2-H	CAN2-L	Alter. control blinkers	Alt. contr. centr. lock.	Foot brake	Drivers door opening sim.	Stop engine	Start engine	Comfort closure	Trunk release	All doors unlock	Driver door unlock	All doors lock	Turn signal control	Contr. of factory alarm	Contr.c.lock. when ign.is on
1	2	3	4	5	6	7	8	9	10	11	12	13	14	15	1	2	3	4	5	6	7	8	1	2	3	4	5	6	7	8	9	10		
+	+	+	+	+	+	+	+	+	+	+	+	+	+	+	+	+	+	+	+	+	+	+	+	+	3	4	5	6	7	8	9	10		
Comments:																																		
Switches:  																																		

FORD FIESTA															year: 2006 →		without Keyless System		programme №: 172		from: 2013-08-28													
connector 15 pin															connector 8 pin				connector 10 pin															
OUT	OUT	OUT	OUT	OUT	OUT	OUT	OUT	OUT	OUT	OUT	OUT	OUT	OUT	OUT	+	-	CAN H	CAN L	CAN H	CAN L	OUT +/-	OUT +/-	OUT	IN	IN	IN	IN	IN	IN	IN	IN	IN		
Driver door sensor	Passengers door sensor	Trunk sense	Hood sense	Factory alarm++	Armed state	Lock factory remote	Unlock factory remote	Switches combination	Hand brake	Speed 10kmph	Engine run	Engine speed (RPM)	Ignition	Key in ignition	PWR +12V	GND	CAN1-H	CAN1-L	CAN2-H	CAN2-L	Alter. control blinkers	Alt. contr. centr. lock.	Foot brake	Drivers door opening sim.	Stop engine	Start engine	Comfort closure	Trunk release	All doors unlock	Driver door unlock	All doors lock	Turn signal control	Contr. of factory alarm	Contr.c.lock. when ign.is on
1	2	3	4	5	6	7	8	9	10	11	12	13	14	15	1	2	3	4	5	6	7	8	1	2	3	4	5	6	7	8	9	10		
+	+	+	+	+	+	+	+	+	+	+	+	+	+	+	+	+	+	+	+	+	+	+	+	+	3	4	5	6	7	8	9	10		
Comments:																																		
Switches:   																																		

FORD FOCUS															year: 2011 →		with and without Keyless System		programme №: 276		from: 2013-11-05													
connector 15 pin															connector 8 pin				connector 10 pin															
OUT	OUT	OUT	OUT	OUT	OUT	OUT	OUT	OUT	OUT	OUT	OUT	OUT	OUT	OUT	+	-	CAN H	CAN L	CAN H	CAN L	OUT +/-	OUT +/-	OUT	IN	IN	IN	IN	IN	IN	IN	IN	IN		
Driver door sensor	Passengers door sensor	Trunk sense	Hood sense	Factory alarm++	Armed state	Lock factory remote	Unlock factory remote	Switches combination	Hand brake	Speed 10kmph	Engine run	Engine speed (RPM)	Ignition	Key in ignition	PWR +12V	GND	CAN1-H	CAN1-L	CAN2-H	CAN2-L	Alter. control blinkers	Alt. contr. centr. lock.	Foot brake	Drivers door opening sim.	Stop engine	Start engine	Comfort closure	Trunk release	All doors unlock	Driver door unlock	All doors lock	Turn signal control	Contr. of factory alarm	Contr.c.lock. when ign.is on
1	2	3	4	5	6	7	8	9	10	11	12	13	14	15	1	2	3	4	5	6	7	8	1	2	3	4	5	6	7	8	9	10		
+	+	+	+	+	+	+	+	+	+	+	+	+	+	+	+	+	+	+	+	+	+	+	+	+	3	4	5	6	7	8	9	10		
Comments:																																		
Switches:  																																		

FORD FOCUS															year: 2011 →		with and without Keyless System		programme №: 276		from: 2013-11-05													
connector 15 pin															connector 8 pin				connector 10 pin															
OUT	OUT	OUT	OUT	OUT	OUT	OUT	OUT	OUT	OUT	OUT	OUT	OUT	OUT	OUT	+	-	CAN H	CAN L	CAN H	CAN L	OUT +/-	OUT +/-	OUT	IN	IN	IN	IN	IN	IN	IN	IN	IN		
Driver door sensor	Passengers door sensor	Trunk sense	Hood sense	Factory alarm++	Armed state	Lock factory remote	Unlock factory remote	Switches combination	Hand brake	Speed 10kmph	Engine run	Engine speed (RPM)	Ignition	Key in ignition	PWR +12V	GND	CAN1-H	CAN1-L	CAN2-H	CAN2-L	Alter. control blinkers	Alt. contr. centr. lock.	Foot brake	Drivers door opening sim.	Stop engine	Start engine	Comfort closure	Trunk release	All doors unlock	Driver door unlock	All doors lock	Turn signal control	Contr. of factory alarm	Contr.c.lock. when ign.is on
1	2	3	4	5	6	7	8	9	10	11	12	13	14	15	1	2	3	4	5	6	7	8	1	2	3	4	5	6	7	8	9	10		
+	+	+	+	+	+	+	+	+	+	+	+	+	+	+	+	+	+	+	+	+	+	+	+	+	3	4	5	6	7	8	9	10		
Comments:																																		
Switches:  																																		

FORD FOCUS															year: 2011 →		with and without Keyless System		programme №: 276		from: 2013-11-05													
connector 15 pin															connector 8 pin				connector 10 pin															
OUT	OUT	OUT	OUT	OUT	OUT	OUT	OUT	OUT	OUT	OUT	OUT	OUT	OUT	OUT	+	-	CAN H	CAN L	CAN H	CAN L	OUT +/-	OUT +/-	OUT	IN	IN	IN	IN	IN	IN	IN	IN	IN		
Driver door sensor	Passengers door sensor	Trunk sense	Hood sense	Factory alarm++	Armed state	Lock factory remote	Unlock factory remote	Switches combination	Hand brake	Speed 10kmph	Engine run	Engine speed (RPM)	Ignition	Key in ignition	PWR +12V	GND	CAN1-H	CAN1-L	CAN2-H	CAN2-L	Alter. control blinkers	Alt. contr. centr. lock.	Foot brake	Drivers door opening sim.	Stop engine	Start engine	Comfort closure	Trunk release	All doors unlock	Driver door unlock	All doors lock	Turn signal control	Contr. of factory alarm	Contr.c.lock. when ign.is on
1	2	3	4	5	6	7	8	9	10	11	12	13	14	15	1	2	3	4	5	6	7	8	1	2	3	4	5	6	7	8	9	10		
+	+	+	+	+	+	+	+	+	+	+	+	+	+	+	+	+	+	+	+	+	+	+	+	+	3	4	5	6	7	8	9	10		
Comments:																																		
Switches:  																																		



FORD FOCUS															year: 2007 →	with and without Keyless System								programme No: 121	from: 2013-10-07									
connector 15 pin															connector 8 pin								connector 10 pin											
OUT	OUT	OUT	OUT	OUT	OUT	OUT	OUT	OUT	OUT	OUT	OUT	OUT	OUT	OUT	+	-	CAN H	CAN L	CAN H	CAN L	OUT +/-	OUT +/-	OUT	IN	IN	IN	IN	IN	IN	IN	IN	IN	IN	IN
Driver door sensor	Passengers door sensor	Trunk sense	Hood sense	Factory alarm++	Armed state	Lock factory remote	Unlock factory remote	Switches combination	Hand brake	Speed 10kmph	Engine run	Engine speed (RPM)	Ignition	Key in ignition	PWR +12V	GND	CAN1-H	CAN1-L	CAN2-H	CAN2-L	Alter. control blinkers	Alt. contr. centr. lock.	Foot brake	Drivers door opening sim.	Stop engine	Start engine	Comfort closure	Trunk release	All doors unlock	Driver door unlock	All doors lock	Turn signal control		
1	2	3	4	5	6	7	8	9	10	11	12	13	14	15	1	2	3	4	5	6	7	8	1	2	3	4	5	6	7	8	9	10		
+	+	+	+	-	+	+	+	+	+	+	+	+	+	+	+	+	+	+	-	-	+	+	+	+	+	+	+	+	+	+	+	+		
Comments:																																		
Switches:																																		



FORD FOCUS															year: 2007 →	with and without Keyless System								programme No: 121	from: 2013-10-07									
connector 15 pin															connector 8 pin								connector 10 pin											
OUT	OUT	OUT	OUT	OUT	OUT	OUT	OUT	OUT	OUT	OUT	OUT	OUT	OUT	OUT	+	-	CAN H	CAN L	CAN H	CAN L	OUT +/-	OUT +/-	OUT	IN	IN	IN	IN	IN	IN	IN	IN	IN	IN	IN
Driver door sensor	Passengers door sensor	Trunk sense	Hood sense	Factory alarm++	Armed state	Lock factory remote	Unlock factory remote	Switches combination	Hand brake	Speed 10kmph	Engine run	Engine speed (RPM)	Ignition	Key in ignition	PWR +12V	GND	CAN1-H	CAN1-L	CAN2-H	CAN2-L	Alter. control blinkers	Alt. contr. centr. lock.	Foot brake	Drivers door opening sim.	Stop engine	Start engine	Comfort closure	Trunk release	All doors unlock	Driver door unlock	All doors lock	Turn signal control		
1	2	3	4	5	6	7	8	9	10	11	12	13	14	15	1	2	3	4	5	6	7	8	1	2	3	4	5	6	7	8	9	10		
+	+	+	+	-	+	+	+	+	+	+	+	+	+	+	+	+	+	+	-	-	+	+	+	+	+	+	+	+	+	+	+	+		
Comments:																																		
Switches:																																		


FORD FOCUS															year: 2005 →	with and without Keyless System								programme No: 121	from: 2013-10-07									
connector 15 pin															connector 8 pin								connector 10 pin											
OUT	OUT	OUT	OUT	OUT	OUT	OUT	OUT	OUT	OUT	OUT	OUT	OUT	OUT	OUT	+	-	CAN H	CAN L	CAN H	CAN L	OUT +/-	OUT +/-	OUT	IN	IN	IN	IN	IN	IN	IN	IN	IN	IN	IN
Driver door sensor	Passengers door sensor	Trunk sense	Hood sense	Factory alarm++	Armed state	Lock factory remote	Unlock factory remote	Switches combination	Hand brake	Speed 10kmph	Engine run	Engine speed (RPM)	Ignition	Key in ignition	PWR +12V	GND	CAN1-H	CAN1-L	CAN2-H	CAN2-L	Alter. control blinkers	Alt. contr. centr. lock.	Foot brake	Drivers door opening sim.	Stop engine	Start engine	Comfort closure	Trunk release	All doors unlock	Driver door unlock	All doors lock	Turn signal control		
1	2	3	4	5	6	7	8	9	10	11	12	13	14	15	1	2	3	4	5	6	7	8	1	2	3	4	5	6	7	8	9	10		
+	+	+	+	-	+	+	+	+	+	+	+	+	+	+	+	+	+	+	-	-	+	+	+	+	+	+	+	+	+	+	+	+		
Comments:																																		
Switches:																																		



FORD FOCUS															year: 2005 →	with and without Keyless System								programme No: 121	from: 2013-10-07									
connector 15 pin															connector 8 pin								connector 10 pin											
OUT	OUT	OUT	OUT	OUT	OUT	OUT	OUT	OUT	OUT	OUT	OUT	OUT	OUT	OUT	+	-	CAN H	CAN L	CAN H	CAN L	OUT +/-	OUT +/-	OUT	IN	IN	IN	IN	IN	IN	IN	IN	IN	IN	IN
Driver door sensor	Passengers door sensor	Trunk sense	Hood sense	Factory alarm++	Armed state	Lock factory remote	Unlock factory remote	Switches combination	Hand brake	Speed 10kmph	Engine run	Engine speed (RPM)	Ignition	Key in ignition	PWR +12V	GND	CAN1-H	CAN1-L	CAN2-H	CAN2-L	Alter. control blinkers	Alt. contr. centr. lock.	Foot brake	Drivers door opening sim.	Stop engine	Start engine	Comfort closure	Trunk release	All doors unlock	Driver door unlock	All doors lock	Turn signal control		
1	2	3	4	5	6	7	8	9	10	11	12	13	14	15	1	2	3	4	5	6	7	8	1	2	3	4	5	6	7	8	9	10		
+	+	+	+	-	+	+	+	+	+	+	+	+	+	+	+	+	+	+	-	-	+	+	+	+	+	+	+	+	+	+	+	+		
Comments:																																		
Switches:																																		




FORD FUSION															year: 2006 →	with and without Keyless System								programme No: 172	from: 2013-08-28									
connector 15 pin															connector 8 pin								connector 10 pin											
OUT	OUT	OUT	OUT	OUT	OUT	OUT	OUT	OUT	OUT	OUT	OUT	OUT	OUT	OUT	+	-	CAN H	CAN L	CAN H	CAN L	OUT +/-	OUT +/-	OUT	IN	IN	IN	IN	IN	IN	IN	IN	IN	IN	IN
Driver door sensor	Passengers door sensor	Trunk sense	Hood sense	Factory alarm++	Armed state	Lock factory remote	Unlock factory remote	Switches combination	Hand brake	Speed 10kmph	Engine run	Engine speed (RPM)	Ignition	Key in ignition	PWR +12V	GND	CAN1-H	CAN1-L	CAN2-H	CAN2-L	Alter. control blinkers	Alt. contr. centr. lock.	Foot brake	Drivers door opening sim.	Stop engine	Start engine	Comfort closure	Trunk release	All doors unlock	Driver door unlock	All doors lock	Turn signal control		
1	2	3	4	5	6	7	8	9	10	11	12	13	14	15	1	2	3	4	5	6	7	8	1	2	3	4	5	6	7	8	9	10		
+	+	+	+	-	+	+	+	+	+	+	+	+	+	+	+	+	+	+	-	-	+	+	+	+	+	+	+	+	+	+	+	+		
Comments:																																		
Switches:																																		



FORD GALAXY															year: 2006 →	with and without Keyless System								programme No: 133	from: 2013-03-13									
connector 15 pin															connector 8 pin								connector 10 pin											
OUT	OUT	OUT	OUT	OUT	OUT	OUT	OUT	OUT	OUT	OUT	OUT	OUT	OUT	OUT	+	-	CAN H	CAN L	CAN H	CAN L	OUT +/-	OUT +/-	OUT	IN	IN	IN	IN	IN	IN	IN	IN	IN	IN	IN
Driver door sensor	Passengers door sensor	Trunk sense	Hood sense	Factory alarm++	Armed state	Lock factory remote	Unlock factory remote	Switches combination	Hand brake	Speed 10kmph	Engine run	Engine speed (RPM)	Ignition	Key in ignition	PWR +12V	GND	CAN1-H	CAN1-L	CAN2-H	CAN2-L	Alter. control blinkers	Alt. contr. centr. lock.	Foot brake	Drivers door opening sim.	Stop engine	Start engine	Comfort closure	Trunk release	All doors unlock	Driver door unlock	All doors lock	Turn signal control		
1	2	3	4	5	6	7	8	9	10	11	12	13	14	15	1	2	3	4	5	6	7	8	1	2	3	4	5	6	7	8	9	10		
+	+	+	+	+	+	+	+	+	+	+	+	+	+	+	+	+	+	+	-	-	+	-	+	+	+	+	+	+	+	+	+	+		
Comments:																																		
Switches:  																																		



FORD GRAND-C-MAX															year: 2010 →	with and without Keyless System								programme No: 276	from: 2013-11-05								
connector 15 pin															connector 8 pin								connector 10 pin										
OUT	OUT	OUT	OUT	OUT	OUT	OUT	OUT	OUT	OUT	OUT	OUT	OUT	OUT	OUT	+	-	CAN H	CAN L	CAN H	CAN L	OUT +/-	OUT +/-	OUT	IN	IN	IN	IN	IN	IN	IN	IN	IN	IN
Driver door sensor	Passengers door sensor	Trunk sense	Hood sense	Factory alarm++	Armed state	Lock factory remote	Unlock factory remote	Switches combination	Hand brake	Speed 10kmph	Engine run	Engine speed (RPM)	Ignition	Key in ignition	PWR +12V	GND	CAN1-H	CAN1-L	CAN2-H	CAN2-L	Alter. control blinkers	Alt. contr. centr. lock.	Foot brake	Drivers door opening sim.	Stop engine	Start engine	Comfort closure	Trunk release	All doors unlock	Driver door unlock	All doors lock	Turn signal control	
1	2	3	4	5	6	7	8	9	10	11	12	13	14	15	1	2	3	4	5	6	7	8	1	2	3	4	5	6	7	8	9	10	
+	+	+	+	+	+	+	+	+	+	+	+	+	+	+	+	+	+	+	-	-	+	-	+	+	+	+	+	+	+	+	+	+	
Comments:																																	
Switches:  																																	



FORD Ka															year: 2009 →	with and without Keyless System								programme No: 194	from: 2013-07-03								
connector 15 pin															connector 8 pin								connector 10 pin										
OUT	OUT	OUT	OUT	OUT	OUT	OUT	OUT	OUT	OUT	OUT	OUT	OUT	OUT	OUT	+	-	CAN H	CAN L	CAN H	CAN L	OUT +/-	OUT +/-	OUT	IN	IN	IN	IN	IN	IN	IN	IN	IN	IN
Driver door sensor	Passengers door sensor	Trunk sense	Hood sense	Factory alarm++	Armed state	Lock factory remote	Unlock factory remote	Switches combination	Hand brake	Speed 10kmph	Engine run	Engine speed (RPM)	Ignition	Key in ignition	PWR +12V	GND	CAN1-H	CAN1-L	CAN2-H	CAN2-L	Alter. control blinkers	Alt. contr. centr. lock.	Foot brake	Drivers door opening sim.	Stop engine	Start engine	Comfort closure	Trunk release	All doors unlock	Driver door unlock	All doors lock	Turn signal control	
1	2	3	4	5	6	7	8	9	10	11	12	13	14	15	1	2	3	4	5	6	7	8	1	2	3	4	5	6	7	8	9	10	
+	+	+	+	+	+	+	+	+	+	+	+	+	+	+	+	+	+	+	-	-	+	-	+	+	+	+	+	+	+	+	+	+	
Comments:																																	
Switches: 																																	




FORD KUGA															year: 2013 →	with and without Keyless System								programme No: 276	from: 2013-11-05								
connector 15 pin															connector 8 pin								connector 10 pin										
OUT	OUT	OUT	OUT	OUT	OUT	OUT	OUT	OUT	OUT	OUT	OUT	OUT	OUT	OUT	+	-	CAN H	CAN L	CAN H	CAN L	OUT +/-	OUT +/-	OUT	IN	IN	IN	IN	IN	IN	IN	IN	IN	IN
Driver door sensor	Passengers door sensor	Trunk sense	Hood sense	Factory alarm++	Armed state	Lock factory remote	Unlock factory remote	Switches combination	Hand brake	Speed 10kmph	Engine run	Engine speed (RPM)	Ignition	Key in ignition	PWR +12V	GND	CAN1-H	CAN1-L	CAN2-H	CAN2-L	Alter. control blinkers	Alt. contr. centr. lock.	Foot brake	Drivers door opening sim.	Stop engine	Start engine	Comfort closure	Trunk release	All doors unlock	Driver door unlock	All doors lock	Turn signal control	
1	2	3	4	5	6	7	8	9	10	11	12	13	14	15	1	2	3	4	5	6	7	8	1	2	3	4	5	6	7	8	9	10	
+	+	+	+	+	+	+	+	+	+	+	+	+	+	+	+	+	+	+	-	-	+	-	+	+	+	+	+	+	+	+	+	+	
Comments: *Alternative control.																																	
Switches:  																																	



FORD KUGA															year: 2008 →	with and without Keyless System								programme No: 121	from: 2013-10-07								
connector 15 pin															connector 8 pin								connector 10 pin										
OUT	OUT	OUT	OUT	OUT	OUT	OUT	OUT	OUT	OUT	OUT	OUT	OUT	OUT	OUT	+	-	CAN H	CAN L	CAN H	CAN L	OUT +/-	OUT +/-	OUT	IN	IN	IN	IN	IN	IN	IN	IN	IN	IN
Driver door sensor	Passengers door sensor	Trunk sense	Hood sense	Factory alarm++	Armed state	Lock factory remote	Unlock factory remote	Switches combination	Hand brake	Speed 10kmph	Engine run	Engine speed (RPM)	Ignition	Key in ignition	PWR +12V	GND	CAN1-H	CAN1-L	CAN2-H	CAN2-L	Alter. control blinkers	Alt. contr. centr. lock.	Foot brake	Drivers door opening sim.	Stop engine	Start engine	Comfort closure	Trunk release	All doors unlock	Driver door unlock	All doors lock	Turn signal control	
1	2	3	4	5	6	7	8	9	10	11	12	13	14	15	1	2	3	4	5	6	7	8	1	2	3	4	5	6	7	8	9	10	
+	+	+	+	+	+	+	+	+	+	+	+	+	+	+	+	+	+	+	-	-	+	-	+	+	+	+	+	+	+	+	+	+	
Comments:																																	
Switches:   																																	

FORD MONDEO															year: 2011 →	with and without Keyless System								programme No: 133	from: 2013-03-13									
connector 15 pin															connector 8 pin								connector 10 pin											
OUT	OUT	OUT	OUT	OUT	OUT	OUT	OUT	OUT	OUT	OUT	OUT	OUT	OUT	OUT	+	-	CAN H	CAN L	CAN H	CAN L	OUT +/-	OUT +/-	OUT	IN	IN	IN	IN	IN	IN	IN	IN	IN	IN	IN
Driver door sensor	Passengers door sensor	Trunk sense	Hood sense	Factory alarm++	Armed state	Lock factory remote	Unlock factory remote	Switches combination	Hand brake	Speed 10kmph	Engine run	Engine speed (RPM)	Ignition	Key in ignition	PWR +12V	GND	CAN1-H	CAN1-L	CAN2-H	CAN2-L	Alter. control blinkers	Alt. contr. centr. lock.	Foot brake	Drivers door opening sim.	Stop engine	Start engine	Comfort closure	Trunk release	All doors unlock	Driver door unlock	All doors lock	Turn signal control		
1	2	3	4	5	6	7	8	9	10	11	12	13	14	15	1	2	3	4	5	6	7	8	1	2	3	4	5	6	7	8	9	10		
+	+	+	+	+	+	+	+	+	+	+	+	+	+	+	+	+	+	+	+	+	+	+	+	+	+	+	+	+	+	+	+	+		
Comments:																																		
Switches:  																																		

FORD MONDEO															year: 2007 →	with and without Keyless System								programme No: 133	from: 2013-03-13								
connector 15 pin															connector 8 pin								connector 10 pin										
OUT	OUT	OUT	OUT	OUT	OUT	OUT	OUT	OUT	OUT	OUT	OUT	OUT	OUT	OUT	+	-	CAN H	CAN L	CAN H	CAN L	OUT +/-	OUT +/-	OUT	IN	IN	IN	IN	IN	IN	IN	IN	IN	IN
Driver door sensor	Passengers door sensor	Trunk sense	Hood sense	Factory alarm++	Armed state	Lock factory remote	Unlock factory remote	Switches combination	Hand brake	Speed 10kmph	Engine run	Engine speed (RPM)	Ignition	Key in ignition	PWR +12V	GND	CAN1-H	CAN1-L	CAN2-H	CAN2-L	Alter. control blinkers	Alt. contr. centr. lock.	Foot brake	Drivers door opening sim.	Stop engine	Start engine	Comfort closure	Trunk release	All doors unlock	Driver door unlock	All doors lock	Turn signal control	
1	2	3	4	5	6	7	8	9	10	11	12	13	14	15	1	2	3	4	5	6	7	8	1	2	3	4	5	6	7	8	9	10	
+	+	+	+	+	+	+	+	+	+	+	+	+	+	+	+	+	+	+	+	+	+	+	+	+	+	+	+	+	+	+	+	+	
Comments:																																	
Switches:  																																	

FORD MUSTANG															year: 2010 →	with and without Keyless System								programme No: 281	from: 2013-03-13								
connector 15 pin															connector 8 pin								connector 10 pin										
OUT	OUT	OUT	OUT	OUT	OUT	OUT	OUT	OUT	OUT	OUT	OUT	OUT	OUT	OUT	+	-	CAN H	CAN L	CAN H	CAN L	OUT +/-	OUT +/-	OUT	IN	IN	IN	IN	IN	IN	IN	IN	IN	IN
Driver door sensor	Passengers door sensor	Trunk sense	Hood sense	Factory alarm++	Armed state	Lock factory remote	Unlock factory remote	Switches combination	Hand brake	Speed 10kmph	Engine run	Engine speed (RPM)	Ignition	Key in ignition	PWR +12V	GND	CAN1-H	CAN1-L	CAN2-H	CAN2-L	Alter. control blinkers	Alt. contr. centr. lock.	Foot brake	Drivers door opening sim.	Stop engine	Start engine	Comfort closure	Trunk release	All doors unlock	Driver door unlock	All doors lock	Turn signal control	
1	2	3	4	5	6	7	8	9	10	11	12	13	14	15	1	2	3	4	5	6	7	8	1	2	3	4	5	6	7	8	9	10	
+	+	+	+	+	+	+	+	+	+	+	+	+	+	+	+	+	+	+	+	+	+	+	+	+	+	+	+	+	+	+	+	+	
Comments:																																	
Switches:  																																	

FORD MUSTANG GT															year: 2007 →	with and without Keyless System								programme No: 396	from: 2013-05-15								
connector 15 pin															connector 8 pin								connector 10 pin										
OUT	OUT	OUT	OUT	OUT	OUT	OUT	OUT	OUT	OUT	OUT	OUT	OUT	OUT	OUT	+	-	CAN H	CAN L	CAN H	CAN L	OUT +/-	OUT +/-	OUT	IN	IN	IN	IN	IN	IN	IN	IN	IN	IN
Driver door sensor	Passengers door sensor	Trunk sense	Hood sense	Factory alarm++	Armed state	Lock factory remote	Unlock factory remote	Switches combination	Hand brake	Speed 10kmph	Engine run	Engine speed (RPM)	Ignition	Key in ignition	PWR +12V	GND	CAN1-H	CAN1-L	CAN2-H	CAN2-L	Alter. control blinkers	Alt. contr. centr. lock.	Foot brake	Drivers door opening sim.	Stop engine	Start engine	Comfort closure	Trunk release	All doors unlock	Driver door unlock	All doors lock	Turn signal control	
1	2	3	4	5	6	7	8	9	10	11	12	13	14	15	1	2	3	4	5	6	7	8	1	2	3	4	5	6	7	8	9	10	
+	+	+	+	+	+	+	+	+	+	+	+	+	+	+	+	+	+	+	+	+	+	+	+	+	+	+	+	+	+	+	+	+	
Comments:																																	
Switches:   																																	

FORD S-MAX															year: 2010 →	with and without Keyless System								programme No: 133	from: 2013-03-13								
connector 15 pin															connector 8 pin								connector 10 pin										
OUT	OUT	OUT	OUT	OUT	OUT	OUT	OUT	OUT	OUT	OUT	OUT	OUT	OUT	OUT	+	-	CAN H	CAN L	CAN H	CAN L	OUT +/-	OUT +/-	OUT	IN	IN	IN	IN	IN	IN	IN	IN	IN	IN
Driver door sensor	Passengers door sensor	Trunk sense	Hood sense	Factory alarm++	Armed state	Lock factory remote	Unlock factory remote	Switches combination	Hand brake	Speed 10kmph	Engine run	Engine speed (RPM)	Ignition	Key in ignition	PWR +12V	GND	CAN1-H	CAN1-L	CAN2-H	CAN2-L	Alter. control blinkers	Alt. contr. centr. lock.	Foot brake	Drivers door opening sim.	Stop engine	Start engine	Comfort closure	Trunk release	All doors unlock	Driver door unlock	All doors lock	Turn signal control	
1	2	3	4	5	6	7	8	9	10	11	12	13	14	15	1	2	3	4	5	6	7	8	1	2	3	4	5	6	7	8	9	10	
+	+	+	+	+	+	+	+	+	+	+	+	+	+	+	+	+	+	+	+	+	+	+	+	+	+	+	+	+	+	+	+	+	
Comments:																																	
Switches:  																																	

FORD S-MAX															year: 2007 →	with and without Keyless System								programme No: 133	from: 2013-03-13												
connector 15 pin															connector 8 pin								connector 10 pin														
OUT	OUT	OUT	OUT	OUT	OUT	OUT	OUT	OUT	OUT	OUT	OUT	OUT	OUT	OUT	+	-	CAN H	CAN L	CAN H	CAN L	OUT +/-	OUT +/-	OUT	IN	IN	IN	IN	IN	IN	IN	IN	IN	IN	IN			
Driver door sensor	Passengers door sensor	Trunk sense	Hood sense	Factory alarm++	Armed state	Lock factory remote	Unlock factory remote	Switches combination	Hand brake	Speed 10kmph	Engine run	Engine speed (RPM)	Ignition	Key in ignition	PWR +12V	GND	CAN1-H	CAN1-L	CAN2-H	CAN2-L	Alter. control blinkers	Alt. contr. centr. lock.	Foot brake	Drivers door opening sim.	Stop engine	Start engine	Comfort closure	Trunk release	All doors unlock	Driver door unlock	All doors lock	Turn signal control					
1	2	3	4	5	6	7	8	9	10	11	12	13	14	15	1	2	3	4	5	6	7	8	1	2	3	4	5	6	7	8	9	10					
+	+	+	+	+	+	+	+	+	+	+	+	+	+	+	+	+	+	+	+	+	+	+	+	+	+	+	+	+	+	+	+	+					
Comments:																																					
Switches:																																					

FORD TOURNEO															year: 2007 →									programme No: 247	from: 2013-03-13												
connector 15 pin															connector 8 pin								connector 10 pin														
OUT	OUT	OUT	OUT	OUT	OUT	OUT	OUT	OUT	OUT	OUT	OUT	OUT	OUT	OUT	+	-	CAN H	CAN L	CAN H	CAN L	OUT +/-	OUT +/-	OUT	IN	IN	IN	IN	IN	IN	IN	IN	IN	IN				
Driver door sensor	Passengers door sensor	Trunk sense	Hood sense	Factory alarm++	Armed state	Lock factory remote	Unlock factory remote	Switches combination	Hand brake	Speed 10kmph	Engine run	Engine speed (RPM)	Ignition	Key in ignition	PWR +12V	GND	CAN1-H	CAN1-L	CAN2-H	CAN2-L	Alter. control blinkers	Alt. contr. centr. lock.	Foot brake	Drivers door opening sim.	Stop engine	Start engine	Comfort closure	Trunk release	All doors unlock	Driver door unlock	All doors lock	Turn signal control					
1	2	3	4	5	6	7	8	9	10	11	12	13	14	15	1	2	3	4	5	6	7	8	1	2	3	4	5	6	7	8	9	10					
+	+	+	+	+	+	+	+	+	+	+	+	+	+	+	+	+	+	+	+	+	+	+	+	+	+	+	+	+	+	+	+	+					
Comments:																																					
Switches:																																					

FORD TOURNEO CONNECT															year: 2010 →									programme No: 172	from: 2013-08-28												
connector 15 pin															connector 8 pin								connector 10 pin														
OUT	OUT	OUT	OUT	OUT	OUT	OUT	OUT	OUT	OUT	OUT	OUT	OUT	OUT	OUT	+	-	CAN H	CAN L	CAN H	CAN L	OUT +/-	OUT +/-	OUT	IN	IN	IN	IN	IN	IN	IN	IN	IN	IN				
Driver door sensor	Passengers door sensor	Trunk sense	Hood sense	Factory alarm++	Armed state	Lock factory remote	Unlock factory remote	Switches combination	Hand brake	Speed 10kmph	Engine run	Engine speed (RPM)	Ignition	Key in ignition	PWR +12V	GND	CAN1-H	CAN1-L	CAN2-H	CAN2-L	Alter. control blinkers	Alt. contr. centr. lock.	Foot brake	Drivers door opening sim.	Stop engine	Start engine	Comfort closure	Trunk release	All doors unlock	Driver door unlock	All doors lock	Turn signal control					
1	2	3	4	5	6	7	8	9	10	11	12	13	14	15	1	2	3	4	5	6	7	8	1	2	3	4	5	6	7	8	9	10					
+	+	+	+	+	+	+	+	+	+	+	+	+	+	+	+	+	+	+	+	+	+	+	+	+	+	+	+	+	+	+	+	+					
Comments:																																					
Switches:																																					

FORD TOURNEO CUSTOM															year: 2012 →									programme No: 422	from: 2013-06-24												
connector 15 pin															connector 8 pin								connector 10 pin														
OUT	OUT	OUT	OUT	OUT	OUT	OUT	OUT	OUT	OUT	OUT	OUT	OUT	OUT	OUT	+	-	CAN H	CAN L	CAN H	CAN L	OUT +/-	OUT +/-	OUT	IN	IN	IN	IN	IN	IN	IN	IN	IN	IN				
Driver door sensor	Passengers door sensor	Trunk sense	Hood sense	Factory alarm++	Armed state	Lock factory remote	Unlock factory remote	Switches combination	Hand brake	Speed 10kmph	Engine run	Engine speed (RPM)	Ignition	Key in ignition	PWR +12V	GND	CAN1-H	CAN1-L	CAN2-H	CAN2-L	Alter. control blinkers	Alt. contr. centr. lock.	Foot brake	Drivers door opening sim.	Stop engine	Start engine	Comfort closure	Trunk release	All doors unlock	Driver door unlock	All doors lock	Turn signal control					
1	2	3	4	5	6	7	8	9	10	11	12	13	14	15	1	2	3	4	5	6	7	8	1	2	3	4	5	6	7	8	9	10					
+	+	+	+	+	+	+	+	+	+	+	+	+	+	+	+	+	+	+	+	+	+	+	+	+	+	+	+	+	+	+	+	+					
Comments:															Double blocking of the car (press "CLOSE" twice on remote) will arm an alarm. It must be cut off control from lock insert, otherwise alarm will be disarmed.																						
Switches:																																					

FORD TRANSIT															year: 2006 →									programme No: 247	from: 2013-03-13												
connector 15 pin															connector 8 pin								connector 10 pin														
OUT	OUT	OUT	OUT	OUT	OUT	OUT	OUT	OUT	OUT	OUT	OUT	OUT	OUT	OUT	+	-	CAN H	CAN L	CAN H	CAN L	OUT +/-	OUT +/-	OUT	IN	IN	IN	IN	IN	IN	IN	IN	IN	IN				
Driver door sensor	Passengers door sensor	Trunk sense	Hood sense	Factory alarm++	Armed state	Lock factory remote	Unlock factory remote	Switches combination	Hand brake	Speed 10kmph	Engine run	Engine speed (RPM)	Ignition	Key in ignition	PWR +12V	GND	CAN1-H	CAN1-L	CAN2-H	CAN2-L	Alter. control blinkers	Alt. contr. centr. lock.	Foot brake	Drivers door opening sim.	Stop engine	Start engine	Comfort closure	Trunk release	All doors unlock	Driver door unlock	All doors lock	Turn signal control					
1	2	3	4	5	6	7	8	9	10	11	12	13	14	15	1	2	3	4	5	6	7	8	1	2	3	4	5	6	7	8	9	10					
+	+	+	+	+	+	+	+	+	+	+	+	+	+	+	+	+	+	+	+	+	+	+	+	+	+	+	+	+	+	+	+	+					
Comments:																																					
Switches:																																					

FORD TRANSIT CONNECT															year: 2010 →	programme No: 172	from: 2013-08-28																	
connector 15 pin															connector 8 pin						connector 10 pin													
OUT	OUT	OUT	OUT	OUT	OUT	OUT	OUT	OUT	OUT	OUT	OUT	OUT	OUT	OUT	+	-	CAN H	CAN L	CAN H	CAN L	OUT +/-	OUT +/-	OUT	IN	IN	IN	IN	IN	IN	IN	IN	IN		
Driver door sensor	Passengers door sensor	Trunk sense	Hood sense	Factory alarm++	Armed state	Lock factory remote	Unlock factory remote	Switches combination	Hand brake	Speed 10kmph	Engine run	Engine speed (RPM)	Ignition	Key in ignition	PWR +12V	GND	CAN1-H	CAN1-L	CAN2-H	CAN2-L	Alter. control blinkers	Alt. contr. centr. lock.	Foot brake	Drivers door opening sim.	Stop engine	Start engine	Comfort closure	Trunk release	All doors unlock	Driver door unlock	All doors lock	Turn signal control	Contr. of factory alarm	Contr.c.lock. when ign.is on
1	2	3	4	5	6	7	8	9	10	11	12	13	14	15	1	2	3	4	5	6	7	8	1	2	3	4	5	6	7	8	9	10		
+	+	+	+	+	+	+	+	+	+	+	+	+	+	+	+	+	+	+	+	+	+	+	+	+	+	+	+	+	+	+	+	+		
Comments:																																		
Switches:																																		

FORD TRANSIT CONNECT															year: 2006 →	programme No: 172	from: 2013-08-28																	
connector 15 pin															connector 8 pin						connector 10 pin													
OUT	OUT	OUT	OUT	OUT	OUT	OUT	OUT	OUT	OUT	OUT	OUT	OUT	OUT	OUT	+	-	CAN H	CAN L	CAN H	CAN L	OUT +/-	OUT +/-	OUT	IN	IN	IN	IN	IN	IN	IN	IN	IN		
Driver door sensor	Passengers door sensor	Trunk sense	Hood sense	Factory alarm++	Armed state	Lock factory remote	Unlock factory remote	Switches combination	Hand brake	Speed 10kmph	Engine run	Engine speed (RPM)	Ignition	Key in ignition	PWR +12V	GND	CAN1-H	CAN1-L	CAN2-H	CAN2-L	Alter. control blinkers	Alt. contr. centr. lock.	Foot brake	Drivers door opening sim.	Stop engine	Start engine	Comfort closure	Trunk release	All doors unlock	Driver door unlock	All doors lock	Turn signal control	Contr. of factory alarm	Contr.c.lock. when ign.is on
1	2	3	4	5	6	7	8	9	10	11	12	13	14	15	1	2	3	4	5	6	7	8	1	2	3	4	5	6	7	8	9	10		
+	+	+	+	+	+	+	+	+	+	+	+	+	+	+	+	+	+	+	+	+	+	+	+	+	+	+	+	+	+	+	+	+		
Comments:																																		
Switches:																																		

HONDA ACCORD															year: 2013 →	with and without Keyless System	programme No: 169	from: 2013-07-03																
connector 15 pin															connector 8 pin						connector 10 pin													
OUT	OUT	OUT	OUT	OUT	OUT	OUT	OUT	OUT	OUT	OUT	OUT	OUT	OUT	OUT	+	-	CAN H	CAN L	CAN H	CAN L	OUT +/-	OUT +/-	OUT	IN	IN	IN	IN	IN	IN	IN	IN	IN		
Driver door sensor	Passengers door sensor	Trunk sense	Hood sense	Factory alarm++	Armed state	Lock factory remote	Unlock factory remote	Switches combination	Hand brake	Speed 10kmph	Engine run	Engine speed (RPM)	Ignition	Key in ignition	PWR +12V	GND	CAN1-H	CAN1-L	CAN2-H	CAN2-L	Alter. control blinkers	Alt. contr. centr. lock.	Foot brake	Drivers door opening sim.	Stop engine	Start engine	Comfort closure	Trunk release	All doors unlock	Driver door unlock	All doors lock	Turn signal control	Contr. of factory alarm	Contr.c.lock. when ign.is on
1	2	3	4	5	6	7	8	9	10	11	12	13	14	15	1	2	3	4	5	6	7	8	1	2	3	4	5	6	7	8	9	10		
+	+	+	+	+	+	+	+	+	+	+	+	+	+	+	+	+	+	+	+	+	+	+	+	+	+	+	+	+	+	+	+	+		
Comments:																																		
Switches:																																		

HONDA ACCORD															year: 2008 →	programme No: 169	from: 2013-07-03																	
connector 15 pin															connector 8 pin						connector 10 pin													
OUT	OUT	OUT	OUT	OUT	OUT	OUT	OUT	OUT	OUT	OUT	OUT	OUT	OUT	OUT	+	-	CAN H	CAN L	CAN H	CAN L	OUT +/-	OUT +/-	OUT	IN	IN	IN	IN	IN	IN	IN	IN	IN		
Driver door sensor	Passengers door sensor	Trunk sense	Hood sense	Factory alarm++	Armed state	Lock factory remote	Unlock factory remote	Switches combination	Hand brake	Speed 10kmph	Engine run	Engine speed (RPM)	Ignition	Key in ignition	PWR +12V	GND	CAN1-H	CAN1-L	CAN2-H	CAN2-L	Alter. control blinkers	Alt. contr. centr. lock.	Foot brake	Drivers door opening sim.	Stop engine	Start engine	Comfort closure	Trunk release	All doors unlock	Driver door unlock	All doors lock	Turn signal control	Contr. of factory alarm	Contr.c.lock. when ign.is on
1	2	3	4	5	6	7	8	9	10	11	12	13	14	15	1	2	3	4	5	6	7	8	1	2	3	4	5	6	7	8	9	10		
+	+	+	+	+	+	+	+	+	+	+	+	+	+	+	+	+	+	+	+	+	+	+	+	+	+	+	+	+	+	+	+	+		
Comments:																																		
Switches:																																		

HONDA ACCORD															year: 2003 →	programme No: 167	from: 2013-07-03																	
connector 15 pin															connector 8 pin						connector 10 pin													
OUT	OUT	OUT	OUT	OUT	OUT	OUT	OUT	OUT	OUT	OUT	OUT	OUT	OUT	OUT	+	-	CAN H	CAN L	CAN H	CAN L	OUT +/-	OUT +/-	OUT	IN	IN	IN	IN	IN	IN	IN	IN	IN		
Driver door sensor	Passengers door sensor	Trunk sense	Hood sense	Factory alarm++	Armed state	Lock factory remote	Unlock factory remote	Switches combination	Hand brake	Speed 10kmph	Engine run	Engine speed (RPM)	Ignition	Key in ignition	PWR +12V	GND	CAN1-H	CAN1-L	CAN2-H	CAN2-L	Alter. control blinkers	Alt. contr. centr. lock.	Foot brake	Drivers door opening sim.	Stop engine	Start engine	Comfort closure	Trunk release	All doors unlock	Driver door unlock	All doors lock	Turn signal control	Contr. of factory alarm	Contr.c.lock. when ign.is on
1	2	3	4	5	6	7	8	9	10	11	12	13	14	15	1	2	3	4	5	6	7	8	1	2	3	4	5	6	7	8	9	10		
+	+	+	+	+	+	+	+	+	+	+	+	+	+	+	+	+	+	+	+	+	+	+	+	+	+	+	+	+	+	+	+	+		
Comments:																											In European version may not work function "Turn signal control"; in version with factory security system function "Turn signal control" will control lights and siren.							
Switches:																																		

HONDA ACCORD COUPE															year: 2008 →	programme No: 169	from: 2013-07-03																					
connector 15 pin															connector 8 pin								connector 10 pin															
OUT	OUT	OUT	OUT	OUT	OUT	OUT	OUT	OUT	OUT	OUT	OUT	OUT	OUT	OUT	+	-	CAN H	CAN L	CAN H	CAN L	OUT +/-	OUT +/-	OUT	IN	IN	IN	IN	IN	IN	IN	IN	IN	IN					
Driver door sensor	Passengers door sensor	Trunk sense	Hood sense	Factory alarm++	Armed state	Lock factory remote	Unlock factory remote	Switches combination	Hand brake	Speed 10kmph	Engine run	Engine speed (RPM)	Ignition	Key in ignition	PWR +12V	GND	CAN1-H	CAN1-L	CAN2-H	CAN2-L	Alter. control blinkers	Alt. contr. centr. lock.	Foot brake	Drivers door opening sim.	Stop engine	Start engine	Comfort closure	Trunk release	All doors unlock	Driver door unlock	All doors lock	Turn signal control	Contr. of factory alarm	Contr.c.lock. when ign.is on				
1	2	3	4	5	6	7	8	9	10	11	12	13	14	15	1	2	3	4	5	6	7	8	1	2	3	4	5	6	7	8	9	10	+	+				
Comments:																																						
Switches:																																						

HONDA CITY															year: 2009 →	programme No: 113	from: 2013-07-03																					
connector 15 pin															connector 8 pin								connector 10 pin															
OUT	OUT	OUT	OUT	OUT	OUT	OUT	OUT	OUT	OUT	OUT	OUT	OUT	OUT	OUT	+	-	CAN H	CAN L	CAN H	CAN L	OUT +/-	OUT +/-	OUT	IN	IN	IN	IN	IN	IN	IN	IN	IN	IN					
Driver door sensor	Passengers door sensor	Trunk sense	Hood sense	Factory alarm++	Armed state	Lock factory remote	Unlock factory remote	Switches combination	Hand brake	Speed 10kmph	Engine run	Engine speed (RPM)	Ignition	Key in ignition	PWR +12V	GND	CAN1-H	CAN1-L	CAN2-H	CAN2-L	Alter. control blinkers	Alt. contr. centr. lock.	Foot brake	Drivers door opening sim.	Stop engine	Start engine	Comfort closure	Trunk release	All doors unlock	Driver door unlock	All doors lock	Turn signal control	Contr. of factory alarm	Contr.c.lock. when ign.is on				
1	2	3	4	5	6	7	8	9	10	11	12	13	14	15	1	2	3	4	5	6	7	8	1	2	3	4	5	6	7	8	9	10	+	+				
Comments:															In version with factory security system function "Turn signal control" will control lights and siren.																							
Switches:																																						

HONDA CIVIC															year: 2012 →	without Keyless System	programme No: 169	from: 2013-07-03																				
connector 15 pin															connector 8 pin								connector 10 pin															
OUT	OUT	OUT	OUT	OUT	OUT	OUT	OUT	OUT	OUT	OUT	OUT	OUT	OUT	OUT	+	-	CAN H	CAN L	CAN H	CAN L	OUT +/-	OUT +/-	OUT	IN	IN	IN	IN	IN	IN	IN	IN	IN	IN					
Driver door sensor	Passengers door sensor	Trunk sense	Hood sense	Factory alarm++	Armed state	Lock factory remote	Unlock factory remote	Switches combination	Hand brake	Speed 10kmph	Engine run	Engine speed (RPM)	Ignition	Key in ignition	PWR +12V	GND	CAN1-H	CAN1-L	CAN2-H	CAN2-L	Alter. control blinkers	Alt. contr. centr. lock.	Foot brake	Drivers door opening sim.	Stop engine	Start engine	Comfort closure	Trunk release	All doors unlock	Driver door unlock	All doors lock	Turn signal control	Contr. of factory alarm	Contr.c.lock. when ign.is on				
1	2	3	4	5	6	7	8	9	10	11	12	13	14	15	1	2	3	4	5	6	7	8	1	2	3	4	5	6	7	8	9	10	+	+				
Comments:																																						
Switches:																																						

HONDA CIVIC															year: 2012 →	with Keyless System	programme No: 345	from: 2013-07-03																				
connector 15 pin															connector 8 pin								connector 10 pin															
OUT	OUT	OUT	OUT	OUT	OUT	OUT	OUT	OUT	OUT	OUT	OUT	OUT	OUT	OUT	+	-	CAN H	CAN L	CAN H	CAN L	OUT +/-	OUT +/-	OUT	IN	IN	IN	IN	IN	IN	IN	IN	IN	IN					
Driver door sensor	Passengers door sensor	Trunk sense	Hood sense	Factory alarm++	Armed state	Lock factory remote	Unlock factory remote	Switches combination	Hand brake	Speed 10kmph	Engine run	Engine speed (RPM)	Ignition	Key in ignition	PWR +12V	GND	CAN1-H	CAN1-L	CAN2-H	CAN2-L	Alter. control blinkers	Alt. contr. centr. lock.	Foot brake	Drivers door opening sim.	Stop engine	Start engine	Comfort closure	Trunk release	All doors unlock	Driver door unlock	All doors lock	Turn signal control	Contr. of factory alarm	Contr.c.lock. when ign.is on				
1	2	3	4	5	6	7	8	9	10	11	12	13	14	15	1	2	3	4	5	6	7	8	1	2	3	4	5	6	7	8	9	10	+	+				
Comments:																																						
Switches:																																						

HONDA CIVIC															year: 2006 →	programme No: 113	from: 2013-07-03																					
connector 15 pin															connector 8 pin								connector 10 pin															
OUT	OUT	OUT	OUT	OUT	OUT	OUT	OUT	OUT	OUT	OUT	OUT	OUT	OUT	OUT	+	-	CAN H	CAN L	CAN H	CAN L	OUT +/-	OUT +/-	OUT	IN	IN	IN	IN	IN	IN	IN	IN	IN	IN					
Driver door sensor	Passengers door sensor	Trunk sense	Hood sense	Factory alarm++	Armed state	Lock factory remote	Unlock factory remote	Switches combination	Hand brake	Speed 10kmph	Engine run	Engine speed (RPM)	Ignition	Key in ignition	PWR +12V	GND	CAN1-H	CAN1-L	CAN2-H	CAN2-L	Alter. control blinkers	Alt. contr. centr. lock.	Foot brake	Drivers door opening sim.	Stop engine	Start engine	Comfort closure	Trunk release	All doors unlock	Driver door unlock	All doors lock	Turn signal control	Contr. of factory alarm	Contr.c.lock. when ign.is on				
1	2	3	4	5	6	7	8	9	10	11	12	13	14	15	1	2	3	4	5	6	7	8	1	2	3	4	5	6	7	8	9	10	+	+				
Comments:															In European version may not work function "Turn signal control"; in version with factory security system function "Turn signal control" will control lights and siren.																							
Switches:																																						

HONDA CR-V															year: 2012 →	without Keyless System								programme No: 345	from: 2013-07-03																											
connector 15 pin															connector 8 pin								connector 10 pin																													
OUT	OUT	OUT	OUT	OUT	OUT	OUT	OUT	OUT	OUT	OUT	OUT	OUT	OUT	OUT	+	-	CAN H	CAN L	CAN H	CAN L	OUT +/-	OUT +/-	OUT	IN	IN	IN	IN	IN	IN	IN	IN	IN	IN	IN																		
Driver door sensor	Passengers door sensor	Trunk sense	Hood sense	Factory alarm++	Armed state	Lock factory remote	Unlock factory remote	Switches combination	Hand brake	Speed 10kmph	Engine run	Engine speed (RPM)	Ignition	Key in Ignition	PWR +12V	GND	CAN1-H	CAN1-L	CAN2-H	CAN2-L	Alter. control blinkers	Alt. contr. centr. lock.	Foot brake	Drivers door opening sim.	Stop engine	Start engine	Comfort closure	Trunk release	All doors unlock	Driver door unlock	All doors lock	Turn signal control	Contr. of factory alarm	Contr.c.lock. when ign.is on																		
1	2	3	4	5	6	7	8	9	10	11	12	13	14	15	1	2	3	4	5	6	7	8	1	2	3	4	5	6	7	8	9	10	+	+	+	+	+	+	+	+	+	+	+	+	+	+	+	+	+	+	+	+
Comments:																																																				
Switches: <input type="checkbox"/> <input type="checkbox"/> <input type="checkbox"/>																																																				

HONDA CR-V															year: 2007 →									programme No: 113	from: 2013-07-03																											
connector 15 pin															connector 8 pin								connector 10 pin																													
OUT	OUT	OUT	OUT	OUT	OUT	OUT	OUT	OUT	OUT	OUT	OUT	OUT	OUT	OUT	+	-	CAN H	CAN L	CAN H	CAN L	OUT +/-	OUT +/-	OUT	IN	IN	IN	IN	IN	IN	IN	IN	IN	IN	IN																		
Driver door sensor	Passengers door sensor	Trunk sense	Hood sense	Factory alarm++	Armed state	Lock factory remote	Unlock factory remote	Switches combination	Hand brake	Speed 10kmph	Engine run	Engine speed (RPM)	Ignition	Key in Ignition	PWR +12V	GND	CAN1-H	CAN1-L	CAN2-H	CAN2-L	Alter. control blinkers	Alt. contr. centr. lock.	Foot brake	Drivers door opening sim.	Stop engine	Start engine	Comfort closure	Trunk release	All doors unlock	Driver door unlock	All doors lock	Turn signal control	Contr. of factory alarm	Contr.c.lock. when ign.is on																		
1	2	3	4	5	6	7	8	9	10	11	12	13	14	15	1	2	3	4	5	6	7	8	1	2	3	4	5	6	7	8	9	10	+	+	+	+	+	+	+	+	+	+	+	+	+	+	+	+	+	+	+	+
Comments:															In European version may not work function "Turn signal control"; in version with factory security system function "Turn signal control" will control lights and siren.																																					
Switches: <input type="checkbox"/> <input type="checkbox"/> <input type="checkbox"/>																																																				

HONDA CROSSTOUR															year: 2011 →									programme No: 169	from: 2013-07-03																											
connector 15 pin															connector 8 pin								connector 10 pin																													
OUT	OUT	OUT	OUT	OUT	OUT	OUT	OUT	OUT	OUT	OUT	OUT	OUT	OUT	OUT	+	-	CAN H	CAN L	CAN H	CAN L	OUT +/-	OUT +/-	OUT	IN	IN	IN	IN	IN	IN	IN	IN	IN	IN	IN																		
Driver door sensor	Passengers door sensor	Trunk sense	Hood sense	Factory alarm++	Armed state	Lock factory remote	Unlock factory remote	Switches combination	Hand brake	Speed 10kmph	Engine run	Engine speed (RPM)	Ignition	Key in Ignition	PWR +12V	GND	CAN1-H	CAN1-L	CAN2-H	CAN2-L	Alter. control blinkers	Alt. contr. centr. lock.	Foot brake	Drivers door opening sim.	Stop engine	Start engine	Comfort closure	Trunk release	All doors unlock	Driver door unlock	All doors lock	Turn signal control	Contr. of factory alarm	Contr.c.lock. when ign.is on																		
1	2	3	4	5	6	7	8	9	10	11	12	13	14	15	1	2	3	4	5	6	7	8	1	2	3	4	5	6	7	8	9	10	+	+	+	+	+	+	+	+	+	+	+	+	+	+	+	+	+	+	+	+
Comments:																																																				
Switches: <input type="checkbox"/> <input type="checkbox"/> <input type="checkbox"/>																																																				

HONDA FIT															year: 2007 →									programme No: 113	from: 2013-07-03																											
connector 15 pin															connector 8 pin								connector 10 pin																													
OUT	OUT	OUT	OUT	OUT	OUT	OUT	OUT	OUT	OUT	OUT	OUT	OUT	OUT	OUT	+	-	CAN H	CAN L	CAN H	CAN L	OUT +/-	OUT +/-	OUT	IN	IN	IN	IN	IN	IN	IN	IN	IN	IN	IN																		
Driver door sensor	Passengers door sensor	Trunk sense	Hood sense	Factory alarm++	Armed state	Lock factory remote	Unlock factory remote	Switches combination	Hand brake	Speed 10kmph	Engine run	Engine speed (RPM)	Ignition	Key in Ignition	PWR +12V	GND	CAN1-H	CAN1-L	CAN2-H	CAN2-L	Alter. control blinkers	Alt. contr. centr. lock.	Foot brake	Drivers door opening sim.	Stop engine	Start engine	Comfort closure	Trunk release	All doors unlock	Driver door unlock	All doors lock	Turn signal control	Contr. of factory alarm	Contr.c.lock. when ign.is on																		
1	2	3	4	5	6	7	8	9	10	11	12	13	14	15	1	2	3	4	5	6	7	8	1	2	3	4	5	6	7	8	9	10	+	+	+	+	+	+	+	+	+	+	+	+	+	+	+	+	+	+	+	+
Comments:															In version with factory security system function "Turn signal control" will control lights and siren.																																					
Switches: <input type="checkbox"/> <input type="checkbox"/> <input type="checkbox"/>																																																				

HONDA INSIGHT															year: 2009 →									programme No: 113	from: 2013-07-03																											
connector 15 pin															connector 8 pin								connector 10 pin																													
OUT	OUT	OUT	OUT	OUT	OUT	OUT	OUT	OUT	OUT	OUT	OUT	OUT	OUT	OUT	+	-	CAN H	CAN L	CAN H	CAN L	OUT +/-	OUT +/-	OUT	IN	IN	IN	IN	IN	IN	IN	IN	IN	IN	IN																		
Driver door sensor	Passengers door sensor	Trunk sense	Hood sense	Factory alarm++	Armed state	Lock factory remote	Unlock factory remote	Switches combination	Hand brake	Speed 10kmph	Engine run	Engine speed (RPM)	Ignition	Key in Ignition	PWR +12V	GND	CAN1-H	CAN1-L	CAN2-H	CAN2-L	Alter. control blinkers	Alt. contr. centr. lock.	Foot brake	Drivers door opening sim.	Stop engine	Start engine	Comfort closure	Trunk release	All doors unlock	Driver door unlock	All doors lock	Turn signal control	Contr. of factory alarm	Contr.c.lock. when ign.is on																		
1	2	3	4	5	6	7	8	9	10	11	12	13	14	15	1	2	3	4	5	6	7	8	1	2	3	4	5	6	7	8	9	10	+	+	+	+	+	+	+	+	+	+	+	+	+	+	+	+	+	+	+	+
Comments:															In version with factory security system function "Turn signal control" will control lights and siren.																																					
Switches: <input type="checkbox"/> <input type="checkbox"/> <input type="checkbox"/>																																																				

HONDA JAZZ															year: 2009 →	programme No: 113										from: 2013-07-03												
connector 15 pin															connector 8 pin								connector 10 pin															
OUT	OUT	OUT	OUT	OUT	OUT	OUT	OUT	OUT	OUT	OUT	OUT	OUT	OUT	OUT	+	-	CAN H	CAN L	CAN H	CAN L	OUT +/-	OUT +/-	OUT	IN	IN	IN	IN	IN	IN	IN	IN	IN	IN	IN	IN	IN	Contr. of factory alarm	Contr.c.lock. when ign.is on
Driver door sensor	Passengers door sensor	Trunk sense	Hood sense	Factory alarm++	Armed state	Lock factory remote	Unlock factory remote	Switches combination	Hand brake	Speed 10kmph	Engine run	Engine speed (RPM)	Ignition	Key in ignition	PWR +12V	GND	CAN1-H	CAN1-L	CAN2-H	CAN2-L	Alter. control blinkers	Alt. contr. centr. lock.	Foot brake	Drivers door opening sim.	Stop engine	Start engine	Comfort closure	Trunk release	All doors unlock	Driver door unlock	All doors lock	Turn signal control	+	+	+	+		
1	2	3	4	5	6	7	8	9	10	11	12	13	14	15	1	2	3	4	5	6	7	8	1	2	3	4	5	6	7	8	9	10	+	+	+	+		
Comments:															In version with factory security system function "Turn signal control" will control lights and siren.																							
Switches:																																						

HONDA LEGEND															year: 2005 →	programme No: 212										from: 2013-04-12										
connector 15 pin															connector 8 pin								connector 10 pin													
OUT	OUT	OUT	OUT	OUT	OUT	OUT	OUT	OUT	OUT	OUT	OUT	OUT	OUT	OUT	+	-	CAN H	CAN L	CAN H	CAN L	OUT +/-	OUT +/-	OUT	IN	IN	IN	IN	IN	IN	IN	IN	IN	IN	IN	Contr. of factory alarm	Contr.c.lock. when ign.is on
Driver door sensor	Passengers door sensor	Trunk sense	Hood sense	Factory alarm++	Armed state	Lock factory remote	Unlock factory remote	Switches combination	Hand brake	Speed 10kmph	Engine run	Engine speed (RPM)	Ignition	Key in ignition	PWR +12V	GND	CAN1-H	CAN1-L	CAN2-H	CAN2-L	Alter. control blinkers	Alt. contr. centr. lock.	Foot brake	Drivers door opening sim.	Stop engine	Start engine	Comfort closure	Trunk release	All doors unlock	Driver door unlock	All doors lock	Turn signal control	+	+	+	+
1	2	3	4	5	6	7	8	9	10	11	12	13	14	15	1	2	3	4	5	6	7	8	1	2	3	4	5	6	7	8	9	10	+	+	+	+
Comments:															In European version may not work function "Turn signal control"; in version with factory security system function "Turn signal control" will control lights and siren.																					
Switches:																																				

HONDA ODYSSEY															year: 2011 →	programme No: 189										from: 2013-09-19										
connector 15 pin															connector 8 pin								connector 10 pin													
OUT	OUT	OUT	OUT	OUT	OUT	OUT	OUT	OUT	OUT	OUT	OUT	OUT	OUT	OUT	+	-	CAN H	CAN L	CAN H	CAN L	OUT +/-	OUT +/-	OUT	IN	IN	IN	IN	IN	IN	IN	IN	IN	IN	IN	Contr. of factory alarm	Contr.c.lock. when ign.is on
Driver door sensor	Passengers door sensor	Trunk sense	Hood sense	Factory alarm++	Armed state	Lock factory remote	Unlock factory remote	Switches combination	Hand brake	Speed 10kmph	Engine run	Engine speed (RPM)	Ignition	Key in ignition	PWR +12V	GND	CAN1-H	CAN1-L	CAN2-H	CAN2-L	Alter. control blinkers	Alt. contr. centr. lock.	Foot brake	Drivers door opening sim.	Stop engine	Start engine	Comfort closure	Trunk release	All doors unlock	Driver door unlock	All doors lock	Turn signal control	+	+	+	+
1	2	3	4	5	6	7	8	9	10	11	12	13	14	15	1	2	3	4	5	6	7	8	1	2	3	4	5	6	7	8	9	10	+	+	+	+
Comments:																																				
Switches:																																				

HONDA ODYSSEY															year: 2006 →	programme No: 167										from: 2013-04-10										
connector 15 pin															connector 8 pin								connector 10 pin													
OUT	OUT	OUT	OUT	OUT	OUT	OUT	OUT	OUT	OUT	OUT	OUT	OUT	OUT	OUT	+	-	CAN H	CAN L	CAN H	CAN L	OUT +/-	OUT +/-	OUT	IN	IN	IN	IN	IN	IN	IN	IN	IN	IN	IN	Contr. of factory alarm	Contr.c.lock. when ign.is on
Driver door sensor	Passengers door sensor	Trunk sense	Hood sense	Factory alarm++	Armed state	Lock factory remote	Unlock factory remote	Switches combination	Hand brake	Speed 10kmph	Engine run	Engine speed (RPM)	Ignition	Key in ignition	PWR +12V	GND	CAN1-H	CAN1-L	CAN2-H	CAN2-L	Alter. control blinkers	Alt. contr. centr. lock.	Foot brake	Drivers door opening sim.	Stop engine	Start engine	Comfort closure	Trunk release	All doors unlock	Driver door unlock	All doors lock	Turn signal control	+	+	+	+
1	2	3	4	5	6	7	8	9	10	11	12	13	14	15	1	2	3	4	5	6	7	8	1	2	3	4	5	6	7	8	9	10	+	+	+	+
Comments:																																				
Switches:																																				

HONDA PILOT															year: 2012 →	programme No: 189										from: 2013-09-19										
connector 15 pin															connector 8 pin								connector 10 pin													
OUT	OUT	OUT	OUT	OUT	OUT	OUT	OUT	OUT	OUT	OUT	OUT	OUT	OUT	OUT	+	-	CAN H	CAN L	CAN H	CAN L	OUT +/-	OUT +/-	OUT	IN	IN	IN	IN	IN	IN	IN	IN	IN	IN	IN	Contr. of factory alarm	Contr.c.lock. when ign.is on
Driver door sensor	Passengers door sensor	Trunk sense	Hood sense	Factory alarm++	Armed state	Lock factory remote	Unlock factory remote	Switches combination	Hand brake	Speed 10kmph	Engine run	Engine speed (RPM)	Ignition	Key in ignition	PWR +12V	GND	CAN1-H	CAN1-L	CAN2-H	CAN2-L	Alter. control blinkers	Alt. contr. centr. lock.	Foot brake	Drivers door opening sim.	Stop engine	Start engine	Comfort closure	Trunk release	All doors unlock	Driver door unlock	All doors lock	Turn signal control	+	+	+	+
1	2	3	4	5	6	7	8	9	10	11	12	13	14	15	1	2	3	4	5	6	7	8	1	2	3	4	5	6	7	8	9	10	+	+	+	+
Comments:															In version with factory security system it will control "Turn signal control" function.																					
Switches:																																				

HONDA PILOT															year: 2009 →	programme No: 189	from: 2013-09-19																	
connector 15 pin															connector 8 pin					connector 10 pin														
OUT	OUT	OUT	OUT	OUT	OUT	OUT	OUT	OUT	OUT	OUT	OUT	OUT	OUT	OUT	+	-	CAN H	CAN L	CAN H	CAN L	OUT +/-	OUT +/-	OUT	IN	IN	IN	IN	IN	IN	IN	IN	IN		
Driver door sensor	Passengers door sensor	Trunk sense	Hood sense	Factory alarm++	Armed state	Lock factory remote	Unlock factory remote	Switches combination	Hand brake	Speed 10kmph	Engine run	Engine speed (RPM)	Ignition	Key in ignition	PWR +12V	GND	CAN1-H	CAN1-L	CAN2-H	CAN2-L	Alter. control blinkers	Alt. contr. centr. lock.	Foot brake	Drivers door opening sim.	Stop engine	Start engine	Comfort closure	Trunk release	All doors unlock	Driver door unlock	All doors lock	Turn signal control	Contr. of factory alarm	Contr.c.lock. when ign.is on
1	2	3	4	5	6	7	8	9	10	11	12	13	14	15	1	2	3	4	5	6	7	8	1	2	3	4	5	6	7	8	9	10		
+	+	+	+	+	+	+	+	+	+	+	+	+	+	+	+	+	+	+	+	+	+	+	+	+	+	+	+	+	+	+	+	+	+	+
Comments:															In European version function may not work "Turn signal control".																			
Switches:																																		

HUMMER H2															year: 2008 →	programme No: 198	from: 2013-03-13																	
connector 15 pin															connector 8 pin					connector 10 pin														
OUT	OUT	OUT	OUT	OUT	OUT	OUT	OUT	OUT	OUT	OUT	OUT	OUT	OUT	OUT	+	-	CAN H	CAN L	CAN H	CAN L	OUT +/-	OUT +/-	OUT	IN	IN	IN	IN	IN	IN	IN	IN	IN		
Driver door sensor	Passengers door sensor	Trunk sense	Hood sense	Factory alarm++	Armed state	Lock factory remote	Unlock factory remote	Switches combination	Hand brake	Speed 10kmph	Engine run	Engine speed (RPM)	Ignition	Key in ignition	PWR +12V	GND	CAN1-H	CAN1-L	CAN2-H	CAN2-L	Alter. control blinkers	Alt. contr. centr. lock.	Foot brake	Drivers door opening sim.	Stop engine	Start engine	Comfort closure	Trunk release	All doors unlock	Driver door unlock	All doors lock	Turn signal control	Contr. of factory alarm	Contr.c.lock. when ign.is on
1	2	3	4	5	6	7	8	9	10	11	12	13	14	15	1	2	3	4	5	6	7	8	1	2	3	4	5	6	7	8	9	10		
+	+	+	+	+	+	+	+	+	+	+	+	+	+	+	+	+	+	+	+	+	+	+	+	+	+	+	+	+	+	+	+	+	+	+
Comments:															Function "Turn signal control" control lights and siren.																			
Switches:																																		

HYUNDAI ELANTRA															year: 2013 →	without Keyless System	programme No: 419	from: 2013-10-07																
connector 15 pin															connector 8 pin					connector 10 pin														
OUT	OUT	OUT	OUT	OUT	OUT	OUT	OUT	OUT	OUT	OUT	OUT	OUT	OUT	OUT	+	-	CAN H	CAN L	CAN H	CAN L	OUT +/-	OUT +/-	OUT	IN	IN	IN	IN	IN	IN	IN	IN	IN		
Driver door sensor	Passengers door sensor	Trunk sense	Hood sense	Factory alarm++	Armed state	Lock factory remote	Unlock factory remote	Switches combination	Hand brake	Speed 10kmph	Engine run	Engine speed (RPM)	Ignition	Key in ignition	PWR +12V	GND	CAN1-H	CAN1-L	CAN2-H	CAN2-L	Alter. control blinkers	Alt. contr. centr. lock.	Foot brake	Drivers door opening sim.	Stop engine	Start engine	Comfort closure	Trunk release	All doors unlock	Driver door unlock	All doors lock	Turn signal control	Contr. of factory alarm	Contr.c.lock. when ign.is on
1	2	3	4	5	6	7	8	9	10	11	12	13	14	15	1	2	3	4	5	6	7	8	1	2	3	4	5	6	7	8	9	10		
+	+	+	+	+	+	+	+	+	+	+	+	+	+	+	+	+	+	+	+	+	+	+	+	+	+	+	+	+	+	+	+	+	+	+
Comments:																																		
Switches:																																		

HYUNDAI ELANTRA															year: 2010 →	without Keyless System	programme No: 244	from: 2013-10-07																
connector 15 pin															connector 8 pin					connector 10 pin														
OUT	OUT	OUT	OUT	OUT	OUT	OUT	OUT	OUT	OUT	OUT	OUT	OUT	OUT	OUT	+	-	CAN H	CAN L	CAN H	CAN L	OUT +/-	OUT +/-	OUT	IN	IN	IN	IN	IN	IN	IN	IN	IN		
Driver door sensor	Passengers door sensor	Trunk sense	Hood sense	Factory alarm++	Armed state	Lock factory remote	Unlock factory remote	Switches combination	Hand brake	Speed 10kmph	Engine run	Engine speed (RPM)	Ignition	Key in ignition	PWR +12V	GND	CAN1-H	CAN1-L	CAN2-H	CAN2-L	Alter. control blinkers	Alt. contr. centr. lock.	Foot brake	Drivers door opening sim.	Stop engine	Start engine	Comfort closure	Trunk release	All doors unlock	Driver door unlock	All doors lock	Turn signal control	Contr. of factory alarm	Contr.c.lock. when ign.is on
1	2	3	4	5	6	7	8	9	10	11	12	13	14	15	1	2	3	4	5	6	7	8	1	2	3	4	5	6	7	8	9	10		
+	+	+	+	+	+	+	+	+	+	+	+	+	+	+	+	+	+	+	+	+	+	+	+	+	+	+	+	+	+	+	+	+	+	+
Comments:																																		
Switches:																																		

HYUNDAI EQUUS															year: 2010 →	with and without Keyless System	programme No: 235	from: 2013-03-13																
connector 15 pin															connector 8 pin					connector 10 pin														
OUT	OUT	OUT	OUT	OUT	OUT	OUT	OUT	OUT	OUT	OUT	OUT	OUT	OUT	OUT	+	-	CAN H	CAN L	CAN H	CAN L	OUT +/-	OUT +/-	OUT	IN	IN	IN	IN	IN	IN	IN	IN	IN		
Driver door sensor	Passengers door sensor	Trunk sense	Hood sense	Factory alarm++	Armed state	Lock factory remote	Unlock factory remote	Switches combination	Hand brake	Speed 10kmph	Engine run	Engine speed (RPM)	Ignition	Key in ignition	PWR +12V	GND	CAN1-H	CAN1-L	CAN2-H	CAN2-L	Alter. control blinkers	Alt. contr. centr. lock.	Foot brake	Drivers door opening sim.	Stop engine	Start engine	Comfort closure	Trunk release	All doors unlock	Driver door unlock	All doors lock	Turn signal control	Contr. of factory alarm	Contr.c.lock. when ign.is on
1	2	3	4	5	6	7	8	9	10	11	12	13	14	15	1	2	3	4	5	6	7	8	1	2	3	4	5	6	7	8	9	10		
+	+	+	+	+	+	+	+	+	+	+	+	+	+	+	+	+	+	+	+	+	+	+	+	+	+	+	+	+	+	+	+	+	+	+
Comments:																																		
Switches:																																		

HYUNDAI GENESIS															year: 2009 →	with and without Keyless System	programme No: 235	from: 2013-03-13																		
connector 15 pin															connector 8 pin								connector 10 pin													
OUT	OUT	OUT	OUT	OUT	OUT	OUT	OUT	OUT	OUT	OUT	OUT	OUT	OUT	OUT	+	-	CAN H	CAN L	CAN H	CAN L	OUT +/-	OUT +/-	OUT	IN	IN	IN	IN	IN	IN	IN	IN	IN				
Driver door sensor	Passengers door sensor	Trunk sense	Hood sense	Factory alarm++	Armed state	Lock factory remote	Unlock factory remote	Switches combination	Hand brake	Speed 10kmph	Engine run	Engine speed (RPM)	Ignition	Key in ignition	PWR +12V	GND	CAN1-H	CAN1-L	CAN2-H	CAN2-L	Alter. control blinkers	Alt. contr. centr. lock.	Foot brake	Drivers door opening sim.	Stop engine	Start engine	Comfort closure	Trunk release	All doors unlock	Driver door unlock	All doors lock	Turn signal control	Contr. of factory alarm	Contr.c.lock. when ign.is on		
1	2	3	4	5	6	7	8	9	10	11	12	13	14	15	1	2	3	4	5	6	7	8	1	2	3	4	5	6	7	8	9	10				
+	+	+	+	+	+	+	+	+	+	+	+	+	+	+	+	+	+	+	+	+	+	+	+	+	+	+	+	+	+	+	+	+				
Comments:																																				
Switches:																																				

HYUNDAI GRAND STAREX HVX															year: 2011 →	programme No: 236	from: 2013-10-07																			
connector 15 pin															connector 8 pin								connector 10 pin													
OUT	OUT	OUT	OUT	OUT	OUT	OUT	OUT	OUT	OUT	OUT	OUT	OUT	OUT	OUT	+	-	CAN H	CAN L	CAN H	CAN L	OUT +/-	OUT +/-	OUT	IN	IN	IN	IN	IN	IN	IN	IN	IN				
Driver door sensor	Passengers door sensor	Trunk sense	Hood sense	Factory alarm++	Armed state	Lock factory remote	Unlock factory remote	Switches combination	Hand brake	Speed 10kmph	Engine run	Engine speed (RPM)	Ignition	Key in ignition	PWR +12V	GND	CAN1-H	CAN1-L	CAN2-H	CAN2-L	Alter. control blinkers	Alt. contr. centr. lock.	Foot brake	Drivers door opening sim.	Stop engine	Start engine	Comfort closure	Trunk release	All doors unlock	Driver door unlock	All doors lock	Turn signal control	Contr. of factory alarm	Contr.c.lock. when ign.is on		
1	2	3	4	5	6	7	8	9	10	11	12	13	14	15	1	2	3	4	5	6	7	8	1	2	3	4	5	6	7	8	9	10				
+	+	+	+	+	+	+	+	+	+	+	+	+	+	+	+	+	+	+	+	+	+	+	+	+	+	+	+	+	+	+	+	+				
Comments:																																				
Switches:																																				

HYUNDAI GRANDEUR															year: 2012 →	with Keyless System	programme No: 427	from: 2013-10-07																		
connector 15 pin															connector 8 pin								connector 10 pin													
OUT	OUT	OUT	OUT	OUT	OUT	OUT	OUT	OUT	OUT	OUT	OUT	OUT	OUT	OUT	+	-	CAN H	CAN L	CAN H	CAN L	OUT +/-	OUT +/-	OUT	IN	IN	IN	IN	IN	IN	IN	IN	IN				
Driver door sensor	Passengers door sensor	Trunk sense	Hood sense	Factory alarm++	Armed state	Lock factory remote	Unlock factory remote	Switches combination	Hand brake	Speed 10kmph	Engine run	Engine speed (RPM)	Ignition	Key in ignition	PWR +12V	GND	CAN1-H	CAN1-L	CAN2-H	CAN2-L	Alter. control blinkers	Alt. contr. centr. lock.	Foot brake	Drivers door opening sim.	Stop engine	Start engine	Comfort closure	Trunk release	All doors unlock	Driver door unlock	All doors lock	Turn signal control	Contr. of factory alarm	Contr.c.lock. when ign.is on		
1	2	3	4	5	6	7	8	9	10	11	12	13	14	15	1	2	3	4	5	6	7	8	1	2	3	4	5	6	7	8	9	10				
+	+	+	+	+	+	+	+	+	+	+	+	+	+	+	+	+	+	+	+	+	+	+	+	+	+	+	+	+	+	+	+	+				
Comments:																																				
Switches:																																				

HYUNDAI GRANDEUR															year: 2007 →	programme No: 152	from: 2013-10-07																			
connector 15 pin															connector 8 pin								connector 10 pin													
OUT	OUT	OUT	OUT	OUT	OUT	OUT	OUT	OUT	OUT	OUT	OUT	OUT	OUT	OUT	+	-	CAN H	CAN L	CAN H	CAN L	OUT +/-	OUT +/-	OUT	IN	IN	IN	IN	IN	IN	IN	IN	IN				
Driver door sensor	Passengers door sensor	Trunk sense	Hood sense	Factory alarm++	Armed state	Lock factory remote	Unlock factory remote	Switches combination	Hand brake	Speed 10kmph	Engine run	Engine speed (RPM)	Ignition	Key in ignition	PWR +12V	GND	CAN1-H	CAN1-L	CAN2-H	CAN2-L	Alter. control blinkers	Alt. contr. centr. lock.	Foot brake	Drivers door opening sim.	Stop engine	Start engine	Comfort closure	Trunk release	All doors unlock	Driver door unlock	All doors lock	Turn signal control	Contr. of factory alarm	Contr.c.lock. when ign.is on		
1	2	3	4	5	6	7	8	9	10	11	12	13	14	15	1	2	3	4	5	6	7	8	1	2	3	4	5	6	7	8	9	10				
+	+	+	+	+	+	+	+	+	+	+	+	+	+	+	+	+	+	+	+	+	+	+	+	+	+	+	+	+	+	+	+	+				
Comments:															Status "Passang. door sense" supports status "Driver door sense"; function "All doors lock" is not closing the trunk.																					
Switches:																																				

HYUNDAI i30															year: 2012 →	without Keyless System	programme No: 299	from: 2013-10-07																		
connector 15 pin															connector 8 pin								connector 10 pin													
OUT	OUT	OUT	OUT	OUT	OUT	OUT	OUT	OUT	OUT	OUT	OUT	OUT	OUT	OUT	+	-	CAN H	CAN L	CAN H	CAN L	OUT +/-	OUT +/-	OUT	IN	IN	IN	IN	IN	IN	IN	IN	IN				
Driver door sensor	Passengers door sensor	Trunk sense	Hood sense	Factory alarm++	Armed state	Lock factory remote	Unlock factory remote	Switches combination	Hand brake	Speed 10kmph	Engine run	Engine speed (RPM)	Ignition	Key in ignition	PWR +12V	GND	CAN1-H	CAN1-L	CAN2-H	CAN2-L	Alter. control blinkers	Alt. contr. centr. lock.	Foot brake	Drivers door opening sim.	Stop engine	Start engine	Comfort closure	Trunk release	All doors unlock	Driver door unlock	All doors lock	Turn signal control	Contr. of factory alarm	Contr.c.lock. when ign.is on		
1	2	3	4	5	6	7	8	9	10	11	12	13	14	15	1	2	3	4	5	6	7	8	1	2	3	4	5	6	7	8	9	10				
+	+	+	+	+	+	+	+	+	+	+	+	+	+	+	+	+	+	+	+	+	+	+	+	+	+	+	+	+	+	+	+	+				
Comments:																																				
Switches:																																				

HYUNDAI i40															year: 2011 → with Keyless System only								programme №: 417										from: 2013-10-07																			
connector 15 pin															connector 8 pin								connector 10 pin																													
OUT	OUT	OUT	OUT	OUT	OUT	OUT	OUT	OUT	OUT	OUT	OUT	OUT	OUT	OUT	+	-	CAN H	CAN L	CAN H	CAN L	OUT +/-	OUT +/-	OUT	IN	IN	IN	IN	IN	IN	IN	IN	IN	IN	IN	IN	IN																
Driver door sensor	Passengers door sensor	Trunk sense	Hood sense	Factory alarm++	Armed state	Lock factory remote	Unlock factory remote	Switches combination	Hand brake	Speed 10kmph	Engine run	Engine speed (RPM)	Ignition	Key in ignition	PWR +12V	GND	CAN1-H	CAN1-L	CAN2-H	CAN2-L	Alter. control blinkers	Alt. contr. centr. lock.	Foot brake	Drivers door opening sim.	Stop engine	Start engine	Comfort closure	Trunk release	All doors unlock	Driver door unlock	All doors lock	Turn signal control	Contr. of factory alarm	Contr.c.lock. when ign.is on																		
1	2	3	4	5	6	7	8	9	10	11	12	13	14	15	1	2	3	4	5	6	7	8	1	2	3	4	5	6	7	8	9	10	+	+	+	+	+	+	+	+	+	+	+	+	+	+	+	+	+	+	+	+
Comments:																																																				
Switches:																																																				

HYUNDAI i40															year: 2011 → without Keyless System								programme №: 437										from: 2013-10-07																			
connector 15 pin															connector 8 pin								connector 10 pin																													
OUT	OUT	OUT	OUT	OUT	OUT	OUT	OUT	OUT	OUT	OUT	OUT	OUT	OUT	OUT	+	-	CAN H	CAN L	CAN H	CAN L	OUT +/-	OUT +/-	OUT	IN	IN	IN	IN	IN	IN	IN	IN	IN	IN	IN	IN																	
Driver door sensor	Passengers door sensor	Trunk sense	Hood sense	Factory alarm++	Armed state	Lock factory remote	Unlock factory remote	Switches combination	Hand brake	Speed 10kmph	Engine run	Engine speed (RPM)	Ignition	Key in ignition	PWR +12V	GND	CAN1-H	CAN1-L	CAN2-H	CAN2-L	Alter. control blinkers	Alt. contr. centr. lock.	Foot brake	Drivers door opening sim.	Stop engine	Start engine	Comfort closure	Trunk release	All doors unlock	Driver door unlock	All doors lock	Turn signal control	Contr. of factory alarm	Contr.c.lock. when ign.is on																		
1	2	3	4	5	6	7	8	9	10	11	12	13	14	15	1	2	3	4	5	6	7	8	1	2	3	4	5	6	7	8	9	10	+	+	+	+	+	+	+	+	+	+	+	+	+	+	+	+	+	+	+	+
Comments:																																																				
Switches:																																																				

HYUNDAI i45 SONATA															year: 2011 → without Keyless System								programme №: 244										from: 2013-10-07																			
connector 15 pin															connector 8 pin								connector 10 pin																													
OUT	OUT	OUT	OUT	OUT	OUT	OUT	OUT	OUT	OUT	OUT	OUT	OUT	OUT	OUT	+	-	CAN H	CAN L	CAN H	CAN L	OUT +/-	OUT +/-	OUT	IN	IN	IN	IN	IN	IN	IN	IN	IN	IN	IN	IN																	
Driver door sensor	Passengers door sensor	Trunk sense	Hood sense	Factory alarm++	Armed state	Lock factory remote	Unlock factory remote	Switches combination	Hand brake	Speed 10kmph	Engine run	Engine speed (RPM)	Ignition	Key in ignition	PWR +12V	GND	CAN1-H	CAN1-L	CAN2-H	CAN2-L	Alter. control blinkers	Alt. contr. centr. lock.	Foot brake	Drivers door opening sim.	Stop engine	Start engine	Comfort closure	Trunk release	All doors unlock	Driver door unlock	All doors lock	Turn signal control	Contr. of factory alarm	Contr.c.lock. when ign.is on																		
1	2	3	4	5	6	7	8	9	10	11	12	13	14	15	1	2	3	4	5	6	7	8	1	2	3	4	5	6	7	8	9	10	+	+	+	+	+	+	+	+	+	+	+	+	+	+	+	+	+	+	+	+
Comments:																																																				
Switches:																																																				

HYUNDAI i45 SONATA															year: 2011 → with Keyless System only								programme №: 244										from: 2013-10-07																			
connector 15 pin															connector 8 pin								connector 10 pin																													
OUT	OUT	OUT	OUT	OUT	OUT	OUT	OUT	OUT	OUT	OUT	OUT	OUT	OUT	OUT	+	-	CAN H	CAN L	CAN H	CAN L	OUT +/-	OUT +/-	OUT	IN	IN	IN	IN	IN	IN	IN	IN	IN	IN	IN	IN																	
Driver door sensor	Passengers door sensor	Trunk sense	Hood sense	Factory alarm++	Armed state	Lock factory remote	Unlock factory remote	Switches combination	Hand brake	Speed 10kmph	Engine run	Engine speed (RPM)	Ignition	Key in ignition	PWR +12V	GND	CAN1-H	CAN1-L	CAN2-H	CAN2-L	Alter. control blinkers	Alt. contr. centr. lock.	Foot brake	Drivers door opening sim.	Stop engine	Start engine	Comfort closure	Trunk release	All doors unlock	Driver door unlock	All doors lock	Turn signal control	Contr. of factory alarm	Contr.c.lock. when ign.is on																		
1	2	3	4	5	6	7	8	9	10	11	12	13	14	15	1	2	3	4	5	6	7	8	1	2	3	4	5	6	7	8	9	10	+	+	+	+	+	+	+	+	+	+	+	+	+	+	+	+	+	+	+	+
Comments:																																																				
Switches:																																																				

HYUNDAI ix20															year: 2010 → without Keyless System								programme №: 244										from: 2013-10-07																			
connector 15 pin															connector 8 pin								connector 10 pin																													
OUT	OUT	OUT	OUT	OUT	OUT	OUT	OUT	OUT	OUT	OUT	OUT	OUT	OUT	OUT	+	-	CAN H	CAN L	CAN H	CAN L	OUT +/-	OUT +/-	OUT	IN	IN	IN	IN	IN	IN	IN	IN	IN	IN	IN	IN																	
Driver door sensor	Passengers door sensor	Trunk sense	Hood sense	Factory alarm++	Armed state	Lock factory remote	Unlock factory remote	Switches combination	Hand brake	Speed 10kmph	Engine run	Engine speed (RPM)	Ignition	Key in ignition	PWR +12V	GND	CAN1-H	CAN1-L	CAN2-H	CAN2-L	Alter. control blinkers	Alt. contr. centr. lock.	Foot brake	Drivers door opening sim.	Stop engine	Start engine	Comfort closure	Trunk release	All doors unlock	Driver door unlock	All doors lock	Turn signal control	Contr. of factory alarm	Contr.c.lock. when ign.is on																		
1	2	3	4	5	6	7	8	9	10	11	12	13	14	15	1	2	3	4	5	6	7	8	1	2	3	4	5	6	7	8	9	10	+	+	+	+	+	+	+	+	+	+	+	+	+	+	+	+	+	+	+	+
Comments:																																																				
Switches:																																																				

NOTE TO USER: Disarming the alarm from factory remote is possible only if all doors are closed.

HYUNDAI ix35															year: 2013 →	without Keyless System								programme No: 244	from: 2013-10-07									
connector 15 pin															connector 8 pin								connector 10 pin											
OUT	OUT	OUT	OUT	OUT	OUT	OUT	OUT	OUT	OUT	OUT	OUT	OUT	OUT	OUT	+	-	CAN H	CAN L	CAN H	CAN L	OUT +/-	OUT +/-	OUT	IN	IN	IN	IN	IN	IN	IN	IN	IN	IN	IN
Driver door sensor	Passengers door sensor	Trunk sense	Hood sense	Factory alarm++	Armed state	Lock factory remote	Unlock factory remote	Switches combination	Hand brake	Speed 10kmph	Engine run	Engine speed (RPM)	Ignition	Key in ignition	PWR +12V	GND	CAN1-H	CAN1-L	CAN2-H	CAN2-L	Alter. control blinkers	Alt. contr. centr. lock.	Foot brake	Drivers door opening sim.	Stop engine	Start engine	Comfort closure	Trunk release	All doors unlock	Driver door unlock	All doors lock	Turn signal control		
1	2	3	4	5	6	7	8	9	10	11	12	13	14	15	1	2	3	4	5	6	7	8	1	2	3	4	5	6	7	8	9	10		
+	+	+	+	+	+	+	+	+	+	+	+	+	+	+	+	+	+	+	+	+	+	+	+	+	+	+	+	+	+	+	+	+		
Comments:																																		
Switches:																																		

HYUNDAI ix35															year: 2013 →	with Keyless System only								programme No: 244	from: 2013-10-07									
connector 15 pin															connector 8 pin								connector 10 pin											
OUT	OUT	OUT	OUT	OUT	OUT	OUT	OUT	OUT	OUT	OUT	OUT	OUT	OUT	OUT	+	-	CAN H	CAN L	CAN H	CAN L	OUT +/-	OUT +/-	OUT	IN	IN	IN	IN	IN	IN	IN	IN	IN	IN	IN
Driver door sensor	Passengers door sensor	Trunk sense	Hood sense	Factory alarm++	Armed state	Lock factory remote	Unlock factory remote	Switches combination	Hand brake	Speed 10kmph	Engine run	Engine speed (RPM)	Ignition	Key in ignition	PWR +12V	GND	CAN1-H	CAN1-L	CAN2-H	CAN2-L	Alter. control blinkers	Alt. contr. centr. lock.	Foot brake	Drivers door opening sim.	Stop engine	Start engine	Comfort closure	Trunk release	All doors unlock	Driver door unlock	All doors lock	Turn signal control		
1	2	3	4	5	6	7	8	9	10	11	12	13	14	15	1	2	3	4	5	6	7	8	1	2	3	4	5	6	7	8	9	10		
+	+	+	+	+	+	+	+	+	+	+	+	+	+	+	+	+	+	+	+	+	+	+	+	+	+	+	+	+	+	+	+	+		
Comments:																																		
Switches:																																		

HYUNDAI ix35															year: 2010 →	with Keyless System only								programme No: 244	from: 2013-10-07									
connector 15 pin															connector 8 pin								connector 10 pin											
OUT	OUT	OUT	OUT	OUT	OUT	OUT	OUT	OUT	OUT	OUT	OUT	OUT	OUT	OUT	+	-	CAN H	CAN L	CAN H	CAN L	OUT +/-	OUT +/-	OUT	IN	IN	IN	IN	IN	IN	IN	IN	IN	IN	IN
Driver door sensor	Passengers door sensor	Trunk sense	Hood sense	Factory alarm++	Armed state	Lock factory remote	Unlock factory remote	Switches combination	Hand brake	Speed 10kmph	Engine run	Engine speed (RPM)	Ignition	Key in ignition	PWR +12V	GND	CAN1-H	CAN1-L	CAN2-H	CAN2-L	Alter. control blinkers	Alt. contr. centr. lock.	Foot brake	Drivers door opening sim.	Stop engine	Start engine	Comfort closure	Trunk release	All doors unlock	Driver door unlock	All doors lock	Turn signal control		
1	2	3	4	5	6	7	8	9	10	11	12	13	14	15	1	2	3	4	5	6	7	8	1	2	3	4	5	6	7	8	9	10		
+	+	+	+	+	+	+	+	+	+	+	+	+	+	+	+	+	+	+	+	+	+	+	+	+	+	+	+	+	+	+	+	+		
Comments:																																		
Switches:																																		

HYUNDAI ix35															year: 2010 →	without Keyless System								programme No: 244	from: 2013-10-07									
connector 15 pin															connector 8 pin								connector 10 pin											
OUT	OUT	OUT	OUT	OUT	OUT	OUT	OUT	OUT	OUT	OUT	OUT	OUT	OUT	OUT	+	-	CAN H	CAN L	CAN H	CAN L	OUT +/-	OUT +/-	OUT	IN	IN	IN	IN	IN	IN	IN	IN	IN	IN	IN
Driver door sensor	Passengers door sensor	Trunk sense	Hood sense	Factory alarm++	Armed state	Lock factory remote	Unlock factory remote	Switches combination	Hand brake	Speed 10kmph	Engine run	Engine speed (RPM)	Ignition	Key in ignition	PWR +12V	GND	CAN1-H	CAN1-L	CAN2-H	CAN2-L	Alter. control blinkers	Alt. contr. centr. lock.	Foot brake	Drivers door opening sim.	Stop engine	Start engine	Comfort closure	Trunk release	All doors unlock	Driver door unlock	All doors lock	Turn signal control		
1	2	3	4	5	6	7	8	9	10	11	12	13	14	15	1	2	3	4	5	6	7	8	1	2	3	4	5	6	7	8	9	10		
+	+	+	+	+	+	+	+	+	+	+	+	+	+	+	+	+	+	+	+	+	+	+	+	+	+	+	+	+	+	+	+	+		
Comments:																																		
Switches:																																		

HYUNDAI ix55															year: 2009 →	with and without Keyless System								programme No: 152	from: 2013-10-07									
connector 15 pin															connector 8 pin								connector 10 pin											
OUT	OUT	OUT	OUT	OUT	OUT	OUT	OUT	OUT	OUT	OUT	OUT	OUT	OUT	OUT	+	-	CAN H	CAN L	CAN H	CAN L	OUT +/-	OUT +/-	OUT	IN	IN	IN	IN	IN	IN	IN	IN	IN	IN	IN
Driver door sensor	Passengers door sensor	Trunk sense	Hood sense	Factory alarm++	Armed state	Lock factory remote	Unlock factory remote	Switches combination	Hand brake	Speed 10kmph	Engine run	Engine speed (RPM)	Ignition	Key in ignition	PWR +12V	GND	CAN1-H	CAN1-L	CAN2-H	CAN2-L	Alter. control blinkers	Alt. contr. centr. lock.	Foot brake	Drivers door opening sim.	Stop engine	Start engine	Comfort closure	Trunk release	All doors unlock	Driver door unlock	All doors lock	Turn signal control		
1	2	3	4	5	6	7	8	9	10	11	12	13	14	15	1	2	3	4	5	6	7	8	1	2	3	4	5	6	7	8	9	10		
+	+	+	+	+	+	+	+	+	+	+	+	+	+	+	+	+	+	+	+	+	+	+	+	+	+	+	+	+	+	+	+	+		
Comments:																																		
Switches:																																		

HYUNDAI SANTA FE															year: 2013 →	with Keyless System only								programme No: 386	from: 2013-10-07																											
connector 15 pin															connector 8 pin								connector 10 pin																													
OUT	OUT	OUT	OUT	OUT	OUT	OUT	OUT	OUT	OUT	OUT	OUT	OUT	OUT	OUT	+	-	CAN H	CAN L	CAN H	CAN L	OUT +/-	OUT +/-	OUT	IN	IN	IN	IN	IN	IN	IN	IN	IN	IN	IN																		
Driver door sensor	Passengers door sensor	Trunk sense	Hood sense	Factory alarm++	Armed state	Lock factory remote	Unlock factory remote	Switches combination	Hand brake	Speed 10kmph	Engine run	Engine speed (RPM)	Ignition	Key in ignition	PWR +12V	GND	CAN1-H	CAN1-L	CAN2-H	CAN2-L	Alter. control blinkers	Alt. contr. centr. lock.	Foot brake	Drivers door opening sim.	Stop engine	Start engine	Comfort closure	Trunk release	All doors unlock	Driver door unlock	All doors lock	Turn signal control	Contr. of factory alarm	Contr.c.lock. when ign.is on																		
1	2	3	4	5	6	7	8	9	10	11	12	13	14	15	1	2	3	4	5	6	7	8	1	2	3	4	5	6	7	8	9	10	+	+	+	+	+	+	+	+	+	+	+	+	+	+	+	+	+	+	+	+
Comments:																																																				
Switches: <input checked="" type="checkbox"/> <input checked="" type="checkbox"/> <input checked="" type="checkbox"/>																																																				

HYUNDAI SANTA FE															year: 2013 →	without Keyless System								programme No: 426	from: 2013-10-07																											
connector 15 pin															connector 8 pin								connector 10 pin																													
OUT	OUT	OUT	OUT	OUT	OUT	OUT	OUT	OUT	OUT	OUT	OUT	OUT	OUT	OUT	+	-	CAN H	CAN L	CAN H	CAN L	OUT +/-	OUT +/-	OUT	IN	IN	IN	IN	IN	IN	IN	IN	IN	IN	IN																		
Driver door sensor	Passengers door sensor	Trunk sense	Hood sense	Factory alarm++	Armed state	Lock factory remote	Unlock factory remote	Switches combination	Hand brake	Speed 10kmph	Engine run	Engine speed (RPM)	Ignition	Key in ignition	PWR +12V	GND	CAN1-H	CAN1-L	CAN2-H	CAN2-L	Alter. control blinkers	Alt. contr. centr. lock.	Foot brake	Drivers door opening sim.	Stop engine	Start engine	Comfort closure	Trunk release	All doors unlock	Driver door unlock	All doors lock	Turn signal control	Contr. of factory alarm	Contr.c.lock. when ign.is on																		
1	2	3	4	5	6	7	8	9	10	11	12	13	14	15	1	2	3	4	5	6	7	8	1	2	3	4	5	6	7	8	9	10	+	+	+	+	+	+	+	+	+	+	+	+	+	+	+	+	+	+	+	+
Comments:																																																				
Switches: <input checked="" type="checkbox"/> <input checked="" type="checkbox"/> <input checked="" type="checkbox"/>																																																				

HYUNDAI SOLARIS															year: 2011 →	with Keyless System only								programme No: 296	from: 2013-10-07																											
connector 15 pin															connector 8 pin								connector 10 pin																													
OUT	OUT	OUT	OUT	OUT	OUT	OUT	OUT	OUT	OUT	OUT	OUT	OUT	OUT	OUT	+	-	CAN H	CAN L	CAN H	CAN L	OUT +/-	OUT +/-	OUT	IN	IN	IN	IN	IN	IN	IN	IN	IN	IN	IN																		
Driver door sensor	Passengers door sensor	Trunk sense	Hood sense	Factory alarm++	Armed state	Lock factory remote	Unlock factory remote	Switches combination	Hand brake	Speed 10kmph	Engine run	Engine speed (RPM)	Ignition	Key in ignition	PWR +12V	GND	CAN1-H	CAN1-L	CAN2-H	CAN2-L	Alter. control blinkers	Alt. contr. centr. lock.	Foot brake	Drivers door opening sim.	Stop engine	Start engine	Comfort closure	Trunk release	All doors unlock	Driver door unlock	All doors lock	Turn signal control	Contr. of factory alarm	Contr.c.lock. when ign.is on																		
1	2	3	4	5	6	7	8	9	10	11	12	13	14	15	1	2	3	4	5	6	7	8	1	2	3	4	5	6	7	8	9	10	+	+	+	+	+	+	+	+	+	+	+	+	+	+	+	+	+	+	+	+
Comments:																																																				
Switches: <input checked="" type="checkbox"/>																																																				

HYUNDAI VELOSTER															year: 2011 →	with Keyless System								programme No: 416	from: 2013-10-07																											
connector 15 pin															connector 8 pin								connector 10 pin																													
OUT	OUT	OUT	OUT	OUT	OUT	OUT	OUT	OUT	OUT	OUT	OUT	OUT	OUT	OUT	+	-	CAN H	CAN L	CAN H	CAN L	OUT +/-	OUT +/-	OUT	IN	IN	IN	IN	IN	IN	IN	IN	IN	IN	IN																		
Driver door sensor	Passengers door sensor	Trunk sense	Hood sense	Factory alarm++	Armed state	Lock factory remote	Unlock factory remote	Switches combination	Hand brake	Speed 10kmph	Engine run	Engine speed (RPM)	Ignition	Key in ignition	PWR +12V	GND	CAN1-H	CAN1-L	CAN2-H	CAN2-L	Alter. control blinkers	Alt. contr. centr. lock.	Foot brake	Drivers door opening sim.	Stop engine	Start engine	Comfort closure	Trunk release	All doors unlock	Driver door unlock	All doors lock	Turn signal control	Contr. of factory alarm	Contr.c.lock. when ign.is on																		
1	2	3	4	5	6	7	8	9	10	11	12	13	14	15	1	2	3	4	5	6	7	8	1	2	3	4	5	6	7	8	9	10	+	+	+	+	+	+	+	+	+	+	+	+	+	+	+	+	+	+	+	+
Comments:																																																				
Switches: <input checked="" type="checkbox"/> <input checked="" type="checkbox"/> <input checked="" type="checkbox"/>																																																				

INFINITI EX35 / EX37 / EX50															year: 2010 →	with and without Keyless System								programme No: 249	from: 2013-03-13																											
connector 15 pin															connector 8 pin								connector 10 pin																													
OUT	OUT	OUT	OUT	OUT	OUT	OUT	OUT	OUT	OUT	OUT	OUT	OUT	OUT	OUT	+	-	CAN H	CAN L	CAN H	CAN L	OUT +/-	OUT +/-	OUT	IN	IN	IN	IN	IN	IN	IN	IN	IN	IN	IN																		
Driver door sensor	Passengers door sensor	Trunk sense	Hood sense	Factory alarm++	Armed state	Lock factory remote	Unlock factory remote	Switches combination	Hand brake	Speed 10kmph	Engine run	Engine speed (RPM)	Ignition	Key in ignition	PWR +12V	GND	CAN1-H	CAN1-L	CAN2-H	CAN2-L	Alter. control blinkers	Alt. contr. centr. lock.	Foot brake	Drivers door opening sim.	Stop engine	Start engine	Comfort closure	Trunk release	All doors unlock	Driver door unlock	All doors lock	Turn signal control	Contr. of factory alarm	Contr.c.lock. when ign.is on																		
1	2	3	4	5	6	7	8	9	10	11	12	13	14	15	1	2	3	4	5	6	7	8	1	2	3	4	5	6	7	8	9	10	+	+	+	+	+	+	+	+	+	+	+	+	+	+	+	+	+	+	+	+
Comments: Keyless opening of passenger door or boot does not activate statuses "Armed state" & "Factory system alarm".																																																				
Switches: <input checked="" type="checkbox"/> <input checked="" type="checkbox"/> <input checked="" type="checkbox"/>																																																				

INFINITI EX35 / EX37 / EX50															year: 2008 →	with and without Keyless System								programme No: 216	from: 2013-03-13												
connector 15 pin															connector 8 pin								connector 10 pin														
OUT	OUT	OUT	OUT	OUT	OUT	OUT	OUT	OUT	OUT	OUT	OUT	OUT	OUT	OUT	+	-	CAN H	CAN L	CAN H	CAN L	OUT +/-	OUT +/-	OUT	IN	IN	IN	IN	IN	IN	IN	IN	IN	IN	IN			
Driver door sensor	Passengers door sensor	Trunk sense	Hood sense	Factory alarm++	Armed state	Lock factory remote	Unlock factory remote	Switches combination	Hand brake	Speed 10kmph	Engine run	Engine speed (RPM)	Ignition	Key in ignition	PWR +12V	GND	CAN1-H	CAN1-L	CAN2-H	CAN2-L	Alter. control blinkers	Alt. contr. centr. lock.	Foot brake	Drivers door opening sim.	Stop engine	Start engine	Comfort closure	Trunk release	All doors unlock	Driver door unlock	All doors lock	Turn signal control					
1	2	3	4	5	6	7	8	9	10	11	12	13	14	15	1	2	3	4	5	6	7	8	1	2	3	4	5	6	7	8	9	10					
+	+	+	+	+	+	+	+	+	+	+	+	+	+	+	+	+	+	+	-	-	+	+	+	+	+	+	+	+	+	+	+	+					
Comments:																																					
Switches:																																					

INFINITI FX30D															year: 2012 →	with and without Keyless System								programme No: 249	from: 2013-03-13												
connector 15 pin															connector 8 pin								connector 10 pin														
OUT	OUT	OUT	OUT	OUT	OUT	OUT	OUT	OUT	OUT	OUT	OUT	OUT	OUT	OUT	+	-	CAN H	CAN L	CAN H	CAN L	OUT +/-	OUT +/-	OUT	IN	IN	IN	IN	IN	IN	IN	IN	IN	IN				
Driver door sensor	Passengers door sensor	Trunk sense	Hood sense	Factory alarm++	Armed state	Lock factory remote	Unlock factory remote	Switches combination	Hand brake	Speed 10kmph	Engine run	Engine speed (RPM)	Ignition	Key in ignition	PWR +12V	GND	CAN1-H	CAN1-L	CAN2-H	CAN2-L	Alter. control blinkers	Alt. contr. centr. lock.	Foot brake	Drivers door opening sim.	Stop engine	Start engine	Comfort closure	Trunk release	All doors unlock	Driver door unlock	All doors lock	Turn signal control					
1	2	3	4	5	6	7	8	9	10	11	12	13	14	15	1	2	3	4	5	6	7	8	1	2	3	4	5	6	7	8	9	10					
+	+	+	+	+	+	+	+	+	+	+	+	+	+	+	+	+	+	+	-	-	+	+	+	+	+	+	+	+	+	+	+	+					
Comments:																																					
Switches:																																					

INFINITI FX35 / FX37 / FX50															year: 2010 →	with and without Keyless System								programme No: 249	from: 2013-03-13												
connector 15 pin															connector 8 pin								connector 10 pin														
OUT	OUT	OUT	OUT	OUT	OUT	OUT	OUT	OUT	OUT	OUT	OUT	OUT	OUT	OUT	+	-	CAN H	CAN L	CAN H	CAN L	OUT +/-	OUT +/-	OUT	IN	IN	IN	IN	IN	IN	IN	IN	IN	IN				
Driver door sensor	Passengers door sensor	Trunk sense	Hood sense	Factory alarm++	Armed state	Lock factory remote	Unlock factory remote	Switches combination	Hand brake	Speed 10kmph	Engine run	Engine speed (RPM)	Ignition	Key in ignition	PWR +12V	GND	CAN1-H	CAN1-L	CAN2-H	CAN2-L	Alter. control blinkers	Alt. contr. centr. lock.	Foot brake	Drivers door opening sim.	Stop engine	Start engine	Comfort closure	Trunk release	All doors unlock	Driver door unlock	All doors lock	Turn signal control					
1	2	3	4	5	6	7	8	9	10	11	12	13	14	15	1	2	3	4	5	6	7	8	1	2	3	4	5	6	7	8	9	10					
+	+	+	+	+	+	+	+	+	+	+	+	+	+	+	+	+	+	+	-	-	+	+	+	+	+	+	+	+	+	+	+	+					
Comments: Keyless opening of passenger door or boot does not activate statuses "Armed state" & "Factory system alarm".																																					
Switches:																																					

INFINITI FX35 / FX37 / FX50															year: 2008 →	with and without Keyless System								programme No: 216	from: 2013-03-13												
connector 15 pin															connector 8 pin								connector 10 pin														
OUT	OUT	OUT	OUT	OUT	OUT	OUT	OUT	OUT	OUT	OUT	OUT	OUT	OUT	OUT	+	-	CAN H	CAN L	CAN H	CAN L	OUT +/-	OUT +/-	OUT	IN	IN	IN	IN	IN	IN	IN	IN	IN	IN				
Driver door sensor	Passengers door sensor	Trunk sense	Hood sense	Factory alarm++	Armed state	Lock factory remote	Unlock factory remote	Switches combination	Hand brake	Speed 10kmph	Engine run	Engine speed (RPM)	Ignition	Key in ignition	PWR +12V	GND	CAN1-H	CAN1-L	CAN2-H	CAN2-L	Alter. control blinkers	Alt. contr. centr. lock.	Foot brake	Drivers door opening sim.	Stop engine	Start engine	Comfort closure	Trunk release	All doors unlock	Driver door unlock	All doors lock	Turn signal control					
1	2	3	4	5	6	7	8	9	10	11	12	13	14	15	1	2	3	4	5	6	7	8	1	2	3	4	5	6	7	8	9	10					
+	+	+	+	+	+	+	+	+	+	+	+	+	+	+	+	+	+	+	-	-	+	+	+	+	+	+	+	+	+	+	+	+					
Comments:																																					
Switches:																																					

INFINITI G25 / G35 / G37															year: 2010 →	with and without Keyless System								programme No: 249	from: 2013-03-13												
connector 15 pin															connector 8 pin								connector 10 pin														
OUT	OUT	OUT	OUT	OUT	OUT	OUT	OUT	OUT	OUT	OUT	OUT	OUT	OUT	OUT	+	-	CAN H	CAN L	CAN H	CAN L	OUT +/-	OUT +/-	OUT	IN	IN	IN	IN	IN	IN	IN	IN	IN	IN				
Driver door sensor	Passengers door sensor	Trunk sense	Hood sense	Factory alarm++	Armed state	Lock factory remote	Unlock factory remote	Switches combination	Hand brake	Speed 10kmph	Engine run	Engine speed (RPM)	Ignition	Key in ignition	PWR +12V	GND	CAN1-H	CAN1-L	CAN2-H	CAN2-L	Alter. control blinkers	Alt. contr. centr. lock.	Foot brake	Drivers door opening sim.	Stop engine	Start engine	Comfort closure	Trunk release	All doors unlock	Driver door unlock	All doors lock	Turn signal control					
1	2	3	4	5	6	7	8	9	10	11	12	13	14	15	1	2	3	4	5	6	7	8	1	2	3	4	5	6	7	8	9	10					
+	+	+	+	+	+	+	+	+	+	+	+	+	+	+	+	+	+	+	-	-	+	+	+	+	+	+	+	+	+	+	+	+					
Comments: Keyless opening of passenger door or boot does not activate statuses "Armed state" & "Factory system alarm".																																					
Switches:																																					

INFINITI G25 / G35 / G37															year: 2007 →	with and without Keyless System								programme No: 216	from: 2013-03-13																	
connector 15 pin															connector 8 pin								connector 10 pin																			
OUT	OUT	OUT	OUT	OUT	OUT	OUT	OUT	OUT	OUT	OUT	OUT	OUT	OUT	OUT	+	-	CAN H	CAN L	CAN H	CAN L	OUT +/-	OUT +/-	OUT	IN	IN	IN	IN	IN	IN	IN	IN	IN	IN	IN								
Driver door sensor	Passengers door sensor	Trunk sense	Hood sense	Factory alarm++	Armed state	Lock factory remote	Unlock factory remote	Switches combination	Hand brake	Speed 10kmph	Engine run	Engine speed (RPM)	Ignition	Key in ignition	PWR +12V	GND	CAN1-H	CAN1-L	CAN2-H	CAN2-L	Alter. control blinkers	Alt. contr. centr. lock.	Foot brake	Drivers door opening sim.	Stop engine	Start engine	Comfort closure	Trunk release	All doors unlock	Driver door unlock	All doors lock	Turn signal control										
1	2	3	4	5	6	7	8	9	10	11	12	13	14	15	1	2	3	4	5	6	7	8	1	2	3	4	5	6	7	8	9	10										
+	+	+	+	+	+	+	+	+	+	+	+	+	+	+	+	+	+	+	-	-	+	+	+	+	+	+	+	+	+	+	+	+										
Comments:															Closing of the car with Keyless does not activate the statuses "Armed state" & "Factory system alarm". Opening of the car with Keyless activates the statuses "Armed state" & "Factory system alarm".																											
Switches:															<input checked="" type="checkbox"/> <input checked="" type="checkbox"/> <input checked="" type="checkbox"/>																											

INFINITI JX35															year: 2012 →	with and without Keyless System								programme No: 387	from: 2013-05-27																	
connector 15 pin															connector 8 pin								connector 10 pin																			
OUT	OUT	OUT	OUT	OUT	OUT	OUT	OUT	OUT	OUT	OUT	OUT	OUT	OUT	OUT	+	-	CAN H	CAN L	CAN H	CAN L	OUT +/-	OUT +/-	OUT	IN	IN	IN	IN	IN	IN	IN	IN	IN	IN									
Driver door sensor	Passengers door sensor	Trunk sense	Hood sense	Factory alarm++	Armed state	Lock factory remote	Unlock factory remote	Switches combination	Hand brake	Speed 10kmph	Engine run	Engine speed (RPM)	Ignition	Key in ignition	PWR +12V	GND	CAN1-H	CAN1-L	CAN2-H	CAN2-L	Alter. control blinkers	Alt. contr. centr. lock.	Foot brake	Drivers door opening sim.	Stop engine	Start engine	Comfort closure	Trunk release	All doors unlock	Driver door unlock	All doors lock	Turn signal control										
1	2	3	4	5	6	7	8	9	10	11	12	13	14	15	1	2	3	4	5	6	7	8	1	2	3	4	5	6	7	8	9	10										
+	+	+	+	+	+	+	+	+	+	+	+	+	+	+	+	+	+	+	-	-	+	+	+	+	+	+	+	+	+	+	+	+										
Comments:																																										
Switches:															<input checked="" type="checkbox"/> <input checked="" type="checkbox"/> <input checked="" type="checkbox"/>																											

INFINITI M35 / M35x / M45															year: 2008 →	with and without Keyless System								programme No: 187	from: 2013-03-13																	
connector 15 pin															connector 8 pin								connector 10 pin																			
OUT	OUT	OUT	OUT	OUT	OUT	OUT	OUT	OUT	OUT	OUT	OUT	OUT	OUT	OUT	+	-	CAN H	CAN L	CAN H	CAN L	OUT +/-	OUT +/-	OUT	IN	IN	IN	IN	IN	IN	IN	IN	IN	IN									
Driver door sensor	Passengers door sensor	Trunk sense	Hood sense	Factory alarm++	Armed state	Lock factory remote	Unlock factory remote	Switches combination	Hand brake	Speed 10kmph	Engine run	Engine speed (RPM)	Ignition	Key in ignition	PWR +12V	GND	CAN1-H	CAN1-L	CAN2-H	CAN2-L	Alter. control blinkers	Alt. contr. centr. lock.	Foot brake	Drivers door opening sim.	Stop engine	Start engine	Comfort closure	Trunk release	All doors unlock	Driver door unlock	All doors lock	Turn signal control										
1	2	3	4	5	6	7	8	9	10	11	12	13	14	15	1	2	3	4	5	6	7	8	1	2	3	4	5	6	7	8	9	10										
+	+	+	+	+	+	+	+	+	+	+	+	+	+	+	+	+	+	+	-	-	+	+	+	+	+	+	+	+	+	+	+	+										
Comments:															For correct operating of CAN network signals sending functions, car has to be once closed and 2-staged opened with factory remote control.																											
Switches:															<input checked="" type="checkbox"/> <input checked="" type="checkbox"/> <input checked="" type="checkbox"/>																											

INFINITI M37 / M37x / M56 / M56x															year: 2010 →	with and without Keyless System								programme No: 297	from: 2013-03-13																	
connector 15 pin															connector 8 pin								connector 10 pin																			
OUT	OUT	OUT	OUT	OUT	OUT	OUT	OUT	OUT	OUT	OUT	OUT	OUT	OUT	OUT	+	-	CAN H	CAN L	CAN H	CAN L	OUT +/-	OUT +/-	OUT	IN	IN	IN	IN	IN	IN	IN	IN	IN	IN									
Driver door sensor	Passengers door sensor	Trunk sense	Hood sense	Factory alarm++	Armed state	Lock factory remote	Unlock factory remote	Switches combination	Hand brake	Speed 10kmph	Engine run	Engine speed (RPM)	Ignition	Key in ignition	PWR +12V	GND	CAN1-H	CAN1-L	CAN2-H	CAN2-L	Alter. control blinkers	Alt. contr. centr. lock.	Foot brake	Drivers door opening sim.	Stop engine	Start engine	Comfort closure	Trunk release	All doors unlock	Driver door unlock	All doors lock	Turn signal control										
1	2	3	4	5	6	7	8	9	10	11	12	13	14	15	1	2	3	4	5	6	7	8	1	2	3	4	5	6	7	8	9	10										
+	+	+	+	+	+	+	+	+	+	+	+	+	+	+	+	+	+	+	-	-	+	+	+	+	+	+	+	+	+	+	+	+										
Comments:																																										
Switches:															<input checked="" type="checkbox"/> <input checked="" type="checkbox"/> <input checked="" type="checkbox"/>																											

INFINITI QX56															year: 2011 →	with and without Keyless System								programme No: 216	from: 2013-03-13																	
connector 15 pin															connector 8 pin								connector 10 pin																			
OUT	OUT	OUT	OUT	OUT	OUT	OUT	OUT	OUT	OUT	OUT	OUT	OUT	OUT	OUT	+	-	CAN H	CAN L	CAN H	CAN L	OUT +/-	OUT +/-	OUT	IN	IN	IN	IN	IN	IN	IN	IN	IN	IN									
Driver door sensor	Passengers door sensor	Trunk sense	Hood sense	Factory alarm++	Armed state	Lock factory remote	Unlock factory remote	Switches combination	Hand brake	Speed 10kmph	Engine run	Engine speed (RPM)	Ignition	Key in ignition	PWR +12V	GND	CAN1-H	CAN1-L	CAN2-H	CAN2-L	Alter. control blinkers	Alt. contr. centr. lock.	Foot brake	Drivers door opening sim.	Stop engine	Start engine	Comfort closure	Trunk release	All doors unlock	Driver door unlock	All doors lock	Turn signal control										
1	2	3	4	5	6	7	8	9	10	11	12	13	14	15	1	2	3	4	5	6	7	8	1	2	3	4	5	6	7	8	9	10										
+	+	+	+	+	+	+	+	+	+	+	+	+	+	+	+	+	+	+	-	-	+	+	+	+	+	+	+	+	+	+	+	+										
Comments:															Closing of the car with Keyless does not activate the statuses "Armed state" & "Factory system alarm". Opening of the car with Keyless activates the statuses "Armed state" & "Factory system alarm".																											
Switches:															<input checked="" type="checkbox"/> <input checked="" type="checkbox"/> <input checked="" type="checkbox"/>																											

INFINITI QX56															year: 2011 →	with and without Keyless System								programme No: 279	from: 2013-03-13												
connector 15 pin															connector 8 pin								connector 10 pin														
OUT	OUT	OUT	OUT	OUT	OUT	OUT	OUT	OUT	OUT	OUT	OUT	OUT	OUT	OUT	+	-	CAN H	CAN L	CAN H	CAN L	OUT +/-	OUT +/-	OUT	IN	IN	IN	IN	IN	IN	IN	IN	IN	IN	IN			
Driver door sensor	Passengers door sensor	Trunk sense	Hood sense	Factory alarm++	Armed state	Lock factory remote	Unlock factory remote	Switches combination	Hand brake	Speed 10kmph	Engine run	Engine speed (RPM)	Ignition	Key in ignition	PWR +12V	GND	CAN1-H	CAN1-L	CAN2-H	CAN2-L	Alter. control blinkers	Alt. contr. centr. lock.	Foot brake	Drivers door opening sim.	Stop engine	Start engine	Comfort closure	Trunk release	All doors unlock	Driver door unlock	All doors lock	Turn signal control					
1	2	3	4	5	6	7	8	9	10	11	12	13	14	15	1	2	3	4	5	6	7	8	1	2	3	4	5	6	7	8	9	10					
+	+	+	+	+	+	+	+	+	+	+	+	+	+	+	+	+	+	+	+	+	+	+	+	+	+	+	+	+	+	+	+	+					
Comments:																																					
Switches:																																					

INFINITI QX56															year: 2008 →	with and without Keyless System								programme No: 174	from: 2013-03-13												
connector 15 pin															connector 8 pin								connector 10 pin														
OUT	OUT	OUT	OUT	OUT	OUT	OUT	OUT	OUT	OUT	OUT	OUT	OUT	OUT	OUT	+	-	CAN H	CAN L	CAN H	CAN L	OUT +/-	OUT +/-	OUT	IN	IN	IN	IN	IN	IN	IN	IN	IN	IN				
Driver door sensor	Passengers door sensor	Trunk sense	Hood sense	Factory alarm++	Armed state	Lock factory remote	Unlock factory remote	Switches combination	Hand brake	Speed 10kmph	Engine run	Engine speed (RPM)	Ignition	Key in ignition	PWR +12V	GND	CAN1-H	CAN1-L	CAN2-H	CAN2-L	Alter. control blinkers	Alt. contr. centr. lock.	Foot brake	Drivers door opening sim.	Stop engine	Start engine	Comfort closure	Trunk release	All doors unlock	Driver door unlock	All doors lock	Turn signal control					
1	2	3	4	5	6	7	8	9	10	11	12	13	14	15	1	2	3	4	5	6	7	8	1	2	3	4	5	6	7	8	9	10					
+	+	+	+	+	+	+	+	+	+	+	+	+	+	+	+	+	+	+	+	+	+	+	+	+	+	+	+	+	+	+	+	+					
Comments:															For correct operating of CAN network signals sending functions, car has to be once closed and 2-staged opened with factory remote control.																						
Switches:																																					

IVECO DAILY															year: 2011 →	with and without Keyless System								programme No: 346	from: 2013-07-03												
connector 15 pin															connector 8 pin								connector 10 pin														
OUT	OUT	OUT	OUT	OUT	OUT	OUT	OUT	OUT	OUT	OUT	OUT	OUT	OUT	OUT	+	-	CAN H	CAN L	CAN H	CAN L	OUT +/-	OUT +/-	OUT	IN	IN	IN	IN	IN	IN	IN	IN	IN	IN				
Driver door sensor	Passengers door sensor	Trunk sense	Hood sense	Factory alarm++	Armed state	Lock factory remote	Unlock factory remote	Switches combination	Hand brake	Speed 10kmph	Engine run	Engine speed (RPM)	Ignition	Key in ignition	PWR +12V	GND	CAN1-H	CAN1-L	CAN2-H	CAN2-L	Alter. control blinkers	Alt. contr. centr. lock.	Foot brake	Drivers door opening sim.	Stop engine	Start engine	Comfort closure	Trunk release	All doors unlock	Driver door unlock	All doors lock	Turn signal control					
1	2	3	4	5	6	7	8	9	10	11	12	13	14	15	1	2	3	4	5	6	7	8	1	2	3	4	5	6	7	8	9	10					
+	+	+	+	+	+	+	+	+	+	+	+	+	+	+	+	+	+	+	+	+	+	+	+	+	+	+	+	+	+	+	+	+					
Comments:																																					
Switches:																																					

IVECO DAILY															year: 2006 →	with and without Keyless System								programme No: 269	from: 2013-07-04												
connector 15 pin															connector 8 pin								connector 10 pin														
OUT	OUT	OUT	OUT	OUT	OUT	OUT	OUT	OUT	OUT	OUT	OUT	OUT	OUT	OUT	+	-	CAN H	CAN L	CAN H	CAN L	OUT +/-	OUT +/-	OUT	IN	IN	IN	IN	IN	IN	IN	IN	IN	IN				
Driver door sensor	Passengers door sensor	Trunk sense	Hood sense	Factory alarm++	Armed state	Lock factory remote	Unlock factory remote	Switches combination	Hand brake	Speed 10kmph	Engine run	Engine speed (RPM)	Ignition	Key in ignition	PWR +12V	GND	CAN1-H	CAN1-L	CAN2-H	CAN2-L	Alter. control blinkers	Alt. contr. centr. lock.	Foot brake	Drivers door opening sim.	Stop engine	Start engine	Comfort closure	Trunk release	All doors unlock	Driver door unlock	All doors lock	Turn signal control					
1	2	3	4	5	6	7	8	9	10	11	12	13	14	15	1	2	3	4	5	6	7	8	1	2	3	4	5	6	7	8	9	10					
+	+	+	+	+	+	+	+	+	+	+	+	+	+	+	+	+	+	+	+	+	+	+	+	+	+	+	+	+	+	+	+	+					
Comments:																																					
Switches:																																					

IVECO EURO CARGO															year: 2009 →	with and without Keyless System								programme No: 155	from: 2013-03-13												
connector 15 pin															connector 8 pin								connector 10 pin														
OUT	OUT	OUT	OUT	OUT	OUT	OUT	OUT	OUT	OUT	OUT	OUT	OUT	OUT	OUT	+	-	CAN H	CAN L	CAN H	CAN L	OUT +/-	OUT +/-	OUT	IN	IN	IN	IN	IN	IN	IN	IN	IN	IN				
Driver door sensor	Passengers door sensor	Trunk sense	Hood sense	Factory alarm++	Armed state	Lock factory remote	Unlock factory remote	Switches combination	Hand brake	Speed 10kmph	Engine run	Engine speed (RPM)	Ignition	Key in ignition	PWR +12V	GND	CAN1-H	CAN1-L	CAN2-H	CAN2-L	Alter. control blinkers	Alt. contr. centr. lock.	Foot brake	Drivers door opening sim.	Stop engine	Start engine	Comfort closure	Trunk release	All doors unlock	Driver door unlock	All doors lock	Turn signal control					
1	2	3	4	5	6	7	8	9	10	11	12	13	14	15	1	2	3	4	5	6	7	8	1	2	3	4	5	6	7	8	9	10					
+	+	+	+	+	+	+	+	+	+	+	+	+	+	+	+	+	+	+	+	+	+	+	+	+	+	+	+	+	+	+	+	+					
Comments:																																					
Switches:																																					

IVECO EURO CARGO															year: 2006 →								programme No: 155										from: 2013-03-13				
connector 15 pin															connector 8 pin								connector 10 pin														
OUT	OUT	OUT	OUT	OUT	OUT	OUT	OUT	OUT	OUT	OUT	OUT	OUT	OUT	OUT	+	-	CAN H	CAN L	CAN H	CAN L	OUT +/-	OUT +/-	OUT	IN	IN	IN	IN	IN	IN	IN	IN	IN	IN	IN	IN		
Driver door sensor	Passengers door sensor	Trunk sense	Hood sense	Factory alarm++	Armed state	Lock factory remote	Unlock factory remote	Switches combination	Hand brake	Speed 10kmph	Engine run	Engine speed (RPM)	Ignition	Key in ignition	PWR +12V	GND	CAN1-H	CAN1-L	CAN2-H	CAN2-L	Alter. control blinkers	Alt. contr. centr. lock.	Foot brake	Drivers door opening sim.	Stop engine	Start engine	Comfort closure	Trunk release	All doors unlock	Driver door unlock	All doors lock	Turn signal control	Contr. of factory alarm	Contr.c.lock. when ign.is on			
1	2	3	4	5	6	7	8	9	10	11	12	13	14	15	1	2	3	4	5	6	7	8	1	2	3	4	5	6	7	8	9	10					
+	+							+	+	+	+	+	+	+	+	+	+	+	+	+	+	+	+	+													

Comments:

Switches:

IVECO STRALIS															year: 2012 →								programme No: 151										from: 2013-03-13			
connector 15 pin															connector 8 pin								connector 10 pin													
OUT	OUT	OUT	OUT	OUT	OUT	OUT	OUT	OUT	OUT	OUT	OUT	OUT	OUT	OUT	+	-	CAN H	CAN L	CAN H	CAN L	OUT +/-	OUT +/-	OUT	IN	IN	IN	IN	IN	IN	IN	IN	IN	IN	IN		
Driver door sensor	Passengers door sensor	Trunk sense	Hood sense	Factory alarm++	Armed state	Lock factory remote	Unlock factory remote	Switches combination	Hand brake	Speed 10kmph	Engine run	Engine speed (RPM)	Ignition	Key in ignition	PWR +12V	GND	CAN1-H	CAN1-L	CAN2-H	CAN2-L	Alter. control blinkers	Alt. contr. centr. lock.	Foot brake	Drivers door opening sim.	Stop engine	Start engine	Comfort closure	Trunk release	All doors unlock	Driver door unlock	All doors lock	Turn signal control	Contr. of factory alarm	Contr.c.lock. when ign.is on		
1	2	3	4	5	6	7	8	9	10	11	12	13	14	15	1	2	3	4	5	6	7	8	1	2	3	4	5	6	7	8	9	10				
+	+							+	+	+	+	+	+	+	+	+	+	+	+	+	+	+	+	+												

Comments:

Switches:

IVECO STRALIS															year: 2006 →								programme No: 151										from: 2013-03-13			
connector 15 pin															connector 8 pin								connector 10 pin													
OUT	OUT	OUT	OUT	OUT	OUT	OUT	OUT	OUT	OUT	OUT	OUT	OUT	OUT	OUT	+	-	CAN H	CAN L	CAN H	CAN L	OUT +/-	OUT +/-	OUT	IN	IN	IN	IN	IN	IN	IN	IN	IN	IN	IN		
Driver door sensor	Passengers door sensor	Trunk sense	Hood sense	Factory alarm++	Armed state	Lock factory remote	Unlock factory remote	Switches combination	Hand brake	Speed 10kmph	Engine run	Engine speed (RPM)	Ignition	Key in ignition	PWR +12V	GND	CAN1-H	CAN1-L	CAN2-H	CAN2-L	Alter. control blinkers	Alt. contr. centr. lock.	Foot brake	Drivers door opening sim.	Stop engine	Start engine	Comfort closure	Trunk release	All doors unlock	Driver door unlock	All doors lock	Turn signal control	Contr. of factory alarm	Contr.c.lock. when ign.is on		
1	2	3	4	5	6	7	8	9	10	11	12	13	14	15	1	2	3	4	5	6	7	8	1	2	3	4	5	6	7	8	9	10				
+	+							+	+	+	+	+	+	+	+	+	+	+	+	+	+	+	+	+												

Comments:

Switches:

IVECO TRAKKER															year: 2006 →								programme No: 155										from: 2013-03-13			
connector 15 pin															connector 8 pin								connector 10 pin													
OUT	OUT	OUT	OUT	OUT	OUT	OUT	OUT	OUT	OUT	OUT	OUT	OUT	OUT	OUT	+	-	CAN H	CAN L	CAN H	CAN L	OUT +/-	OUT +/-	OUT	IN	IN	IN	IN	IN	IN	IN	IN	IN	IN	IN		
Driver door sensor	Passengers door sensor	Trunk sense	Hood sense	Factory alarm++	Armed state	Lock factory remote	Unlock factory remote	Switches combination	Hand brake	Speed 10kmph	Engine run	Engine speed (RPM)	Ignition	Key in ignition	PWR +12V	GND	CAN1-H	CAN1-L	CAN2-H	CAN2-L	Alter. control blinkers	Alt. contr. centr. lock.	Foot brake	Drivers door opening sim.	Stop engine	Start engine	Comfort closure	Trunk release	All doors unlock	Driver door unlock	All doors lock	Turn signal control	Contr. of factory alarm	Contr.c.lock. when ign.is on		
1	2	3	4	5	6	7	8	9	10	11	12	13	14	15	1	2	3	4	5	6	7	8	1	2	3	4	5	6	7	8	9	10				
+	+							+	+	+	+	+	+	+	+	+	+	+	+	+	+	+	+	+												

Comments:

Switches:

JAGUAR XF															year: 2008 →								programme No: 241										from: 2013-10-23			
															with and without Keyless System																					
connector 15 pin															connector 8 pin								connector 10 pin													
OUT	OUT	OUT	OUT	OUT	OUT	OUT	OUT	OUT	OUT	OUT	OUT	OUT	OUT	OUT	+	-	CAN H	CAN L	CAN H	CAN L	OUT +/-	OUT +/-	OUT	IN	IN	IN	IN	IN	IN	IN	IN	IN	IN	IN		
Driver door sensor	Passengers door sensor	Trunk sense	Hood sense	Factory alarm++	Armed state	Lock factory remote	Unlock factory remote	Switches combination	Hand brake	Speed 10kmph	Engine run	Engine speed (RPM)	Ignition	Key in ignition	PWR +12V	GND	CAN1-H	CAN1-L	CAN2-H	CAN2-L	Alter. control blinkers	Alt. contr. centr. lock.	Foot brake	Drivers door opening sim.	Stop engine	Start engine	Comfort closure	Trunk release	All doors unlock	Driver door unlock	All doors lock	Turn signal control	Contr. of factory alarm	Contr.c.lock. when ign.is on		
1	2	3	4	5	6	7	8	9	10	11	12	13	14	15	1	2	3	4	5	6	7	8	1	2	3	4	5	6	7	8	9	10				
+	+							+	+	+	+	+	+	+	+	+	+	+	+	+	+	+	+	+												

Comments:

Switches:

JAGUAR XJ / XJL															year: 2011 →	with and without Keyless System								programme №: 233	from: 2013-06-20												
connector 15 pin															connector 8 pin								connector 10 pin														
OUT	OUT	OUT	OUT	OUT	OUT	OUT	OUT	OUT	OUT	OUT	OUT	OUT	OUT	OUT	+	-	CAN H	CAN L	CAN H	CAN L	OUT +/-	OUT +/-	OUT	IN	IN	IN	IN	IN	IN	IN	IN	IN	IN	IN			
Driver door sensor	Passengers door sensor	Trunk sense	Hood sense	Factory alarm++	Armed state	Lock factory remote	Unlock factory remote	Switches combination	Hand brake	Speed 10kmph	Engine run	Engine speed (RPM)	Ignition	Key in ignition	PWR +12V	GND	CAN1-H	CAN1-L	CAN2-H	CAN2-L	Alter. control blinkers	Alt. contr. centr. lock.	Foot brake	Drivers door opening sim.	Stop engine	Start engine	Comfort closure	Trunk release	All doors unlock	Driver door unlock	All doors lock	Turn signal control					
1	2	3	4	5	6	7	8	9	10	11	12	13	14	15	1	2	3	4	5	6	7	8	1	2	3	4	5	6	7	8	9	10					
+	+	+	+	+	+	+	+	+	+	+	+	+	+	+	+	+	+	+	+	+	+	+	+	+	+	+	+	+	+	+	+	+					
Comments:																																					
Switches:																																					

JAGUAR XK															year: 2007 →	with and without Keyless System								programme №: 196	from: 2013-03-13												
connector 15 pin															connector 8 pin								connector 10 pin														
OUT	OUT	OUT	OUT	OUT	OUT	OUT	OUT	OUT	OUT	OUT	OUT	OUT	OUT	OUT	+	-	CAN H	CAN L	CAN H	CAN L	OUT +/-	OUT +/-	OUT	IN	IN	IN	IN	IN	IN	IN	IN	IN	IN				
Driver door sensor	Passengers door sensor	Trunk sense	Hood sense	Factory alarm++	Armed state	Lock factory remote	Unlock factory remote	Switches combination	Hand brake	Speed 10kmph	Engine run	Engine speed (RPM)	Ignition	Key in ignition	PWR +12V	GND	CAN1-H	CAN1-L	CAN2-H	CAN2-L	Alter. control blinkers	Alt. contr. centr. lock.	Foot brake	Drivers door opening sim.	Stop engine	Start engine	Comfort closure	Trunk release	All doors unlock	Driver door unlock	All doors lock	Turn signal control					
1	2	3	4	5	6	7	8	9	10	11	12	13	14	15	1	2	3	4	5	6	7	8	1	2	3	4	5	6	7	8	9	10					
+	+	+	+	+	+	+	+	+	+	+	+	+	+	+	+	+	+	+	+	+	+	+	+	+	+	+	+	+	+	+	+	+					
Comments:															When the car is closed with factory remote control, "Trunk release" function does not work.																						
Switches:																																					

JEEP COMMANDER															year: 2006 →	with and without Keyless System								programme №: 116	from: 2013-09-12												
connector 15 pin															connector 8 pin								connector 10 pin														
OUT	OUT	OUT	OUT	OUT	OUT	OUT	OUT	OUT	OUT	OUT	OUT	OUT	OUT	OUT	+	-	CAN H	CAN L	CAN H	CAN L	OUT +/-	OUT +/-	OUT	IN	IN	IN	IN	IN	IN	IN	IN	IN	IN				
Driver door sensor	Passengers door sensor	Trunk sense	Hood sense	Factory alarm++	Armed state	Lock factory remote	Unlock factory remote	Switches combination	Hand brake	Speed 10kmph	Engine run	Engine speed (RPM)	Ignition	Key in ignition	PWR +12V	GND	CAN1-H	CAN1-L	CAN2-H	CAN2-L	Alter. control blinkers	Alt. contr. centr. lock.	Foot brake	Drivers door opening sim.	Stop engine	Start engine	Comfort closure	Trunk release	All doors unlock	Driver door unlock	All doors lock	Turn signal control					
1	2	3	4	5	6	7	8	9	10	11	12	13	14	15	1	2	3	4	5	6	7	8	1	2	3	4	5	6	7	8	9	10					
+	+	+	+	+	+	+	+	+	+	+	+	+	+	+	+	+	+	+	+	+	+	+	+	+	+	+	+	+	+	+	+	+					
Comments:															For correct operating of CAN network signals sending functions, car has to be once closed and opened with factory remote control.																						
Switches:																																					

JEEP COMPASS															year: 2007 →	with and without Keyless System								programme №: 116	from: 2013-09-12												
connector 15 pin															connector 8 pin								connector 10 pin														
OUT	OUT	OUT	OUT	OUT	OUT	OUT	OUT	OUT	OUT	OUT	OUT	OUT	OUT	OUT	+	-	CAN H	CAN L	CAN H	CAN L	OUT +/-	OUT +/-	OUT	IN	IN	IN	IN	IN	IN	IN	IN	IN	IN				
Driver door sensor	Passengers door sensor	Trunk sense	Hood sense	Factory alarm++	Armed state	Lock factory remote	Unlock factory remote	Switches combination	Hand brake	Speed 10kmph	Engine run	Engine speed (RPM)	Ignition	Key in ignition	PWR +12V	GND	CAN1-H	CAN1-L	CAN2-H	CAN2-L	Alter. control blinkers	Alt. contr. centr. lock.	Foot brake	Drivers door opening sim.	Stop engine	Start engine	Comfort closure	Trunk release	All doors unlock	Driver door unlock	All doors lock	Turn signal control					
1	2	3	4	5	6	7	8	9	10	11	12	13	14	15	1	2	3	4	5	6	7	8	1	2	3	4	5	6	7	8	9	10					
+	+	+	+	+	+	+	+	+	+	+	+	+	+	+	+	+	+	+	+	+	+	+	+	+	+	+	+	+	+	+	+	+					
Comments:															For correct operating of CAN network signals sending functions, car has to be once closed and opened with factory remote control.																						
Switches:																																					

JEEP GRAND CHEROKEE															year: 2010 →	with and without Keyless System								programme №: 245	from: 2013-09-26												
connector 15 pin															connector 8 pin								connector 10 pin														
OUT	OUT	OUT	OUT	OUT	OUT	OUT	OUT	OUT	OUT	OUT	OUT	OUT	OUT	OUT	+	-	CAN H	CAN L	CAN H	CAN L	OUT +/-	OUT +/-	OUT	IN	IN	IN	IN	IN	IN	IN	IN	IN	IN				
Driver door sensor	Passengers door sensor	Trunk sense	Hood sense	Factory alarm++	Armed state	Lock factory remote	Unlock factory remote	Switches combination	Hand brake	Speed 10kmph	Engine run	Engine speed (RPM)	Ignition	Key in ignition	PWR +12V	GND	CAN1-H	CAN1-L	CAN2-H	CAN2-L	Alter. control blinkers	Alt. contr. centr. lock.	Foot brake	Drivers door opening sim.	Stop engine	Start engine	Comfort closure	Trunk release	All doors unlock	Driver door unlock	All doors lock	Turn signal control					
1	2	3	4	5	6	7	8	9	10	11	12	13	14	15	1	2	3	4	5	6	7	8	1	2	3	4	5	6	7	8	9	10					
+	+	+	+	+	+	+	+	+	+	+	+	+	+	+	+	+	+	+	+	+	+	+	+	+	+	+	+	+	+	+	+	+					
Comments:															For correct operating of CAN network signals sending functions, car has to be once closed and opened with factory remote control.																						
Switches:																																					

JEEP GRAND CHEROKEE year: 2005 → with and without Keyless System programme No: 278 from: 2013-09-24

connector 15 pin															connector 8 pin								connector 10 pin											
OUT	OUT	OUT	OUT	OUT	OUT	OUT	OUT	OUT	OUT	OUT	OUT	OUT	OUT	OUT	+	-	CAN H	CAN L	CAN H	CAN L	OUT +/-	OUT +/-	OUT	IN	IN	IN	IN	IN	IN	IN	IN	IN	IN	IN
Driver door sensor	Passengers door sensor	Trunk sense	Hood sense	Factory alarm++	Armed state	Lock factory remote	Unlock factory remote	Switches combination	Hand brake	Speed 10kmph	Engine run	Engine speed (RPM)	Ignition	Key in ignition	PWR +12V	GND	CAN1-H	CAN1-L	CAN2-H	CAN2-L	Alter. control blinkers	Alt. contr. centr. lock.	Foot brake	Drivers door opening sim.	Stop engine	Start engine	Comfort closure	Trunk release	All doors unlock	Driver door unlock	All doors lock	Turn signal control		
1	2	3	4	5	6	7	8	9	10	11	12	13	14	15	1	2	3	4	5	6	7	8	1	2	3	4	5	6	7	8	9	10		
+	+	+	+	+	+	+	+	+	+	+	+	+	+	+	+	+	+	+	+	+	+	+	+	+	+	+	+	+	+	+	+	+		

Comments: For correct operating of CAN network signals sending functions, car has to be once closed and opened with factory remote control.

Switches:

JEEP LAREDO year: 2005 → with and without Keyless System programme No: 278 from: 2013-09-24

connector 15 pin															connector 8 pin								connector 10 pin											
OUT	OUT	OUT	OUT	OUT	OUT	OUT	OUT	OUT	OUT	OUT	OUT	OUT	OUT	OUT	+	-	CAN H	CAN L	CAN H	CAN L	OUT +/-	OUT +/-	OUT	IN	IN	IN	IN	IN	IN	IN	IN	IN	IN	IN
Driver door sensor	Passengers door sensor	Trunk sense	Hood sense	Factory alarm++	Armed state	Lock factory remote	Unlock factory remote	Switches combination	Hand brake	Speed 10kmph	Engine run	Engine speed (RPM)	Ignition	Key in ignition	PWR +12V	GND	CAN1-H	CAN1-L	CAN2-H	CAN2-L	Alter. control blinkers	Alt. contr. centr. lock.	Foot brake	Drivers door opening sim.	Stop engine	Start engine	Comfort closure	Trunk release	All doors unlock	Driver door unlock	All doors lock	Turn signal control		
1	2	3	4	5	6	7	8	9	10	11	12	13	14	15	1	2	3	4	5	6	7	8	1	2	3	4	5	6	7	8	9	10		
+	+	+	+	+	+	+	+	+	+	+	+	+	+	+	+	+	+	+	+	+	+	+	+	+	+	+	+	+	+	+	+	+		

Comments: For correct operating of CAN network signals sending functions, car has to be once closed and opened with factory remote control.

Switches:

JEEP PATRIOT year: 2007 → with and without Keyless System programme No: 116 from: 2013-09-12

connector 15 pin															connector 8 pin								connector 10 pin											
OUT	OUT	OUT	OUT	OUT	OUT	OUT	OUT	OUT	OUT	OUT	OUT	OUT	OUT	OUT	+	-	CAN H	CAN L	CAN H	CAN L	OUT +/-	OUT +/-	OUT	IN	IN	IN	IN	IN	IN	IN	IN	IN	IN	IN
Driver door sensor	Passengers door sensor	Trunk sense	Hood sense	Factory alarm++	Armed state	Lock factory remote	Unlock factory remote	Switches combination	Hand brake	Speed 10kmph	Engine run	Engine speed (RPM)	Ignition	Key in ignition	PWR +12V	GND	CAN1-H	CAN1-L	CAN2-H	CAN2-L	Alter. control blinkers	Alt. contr. centr. lock.	Foot brake	Drivers door opening sim.	Stop engine	Start engine	Comfort closure	Trunk release	All doors unlock	Driver door unlock	All doors lock	Turn signal control		
1	2	3	4	5	6	7	8	9	10	11	12	13	14	15	1	2	3	4	5	6	7	8	1	2	3	4	5	6	7	8	9	10		
+	+	+	+	+	+	+	+	+	+	+	+	+	+	+	+	+	+	+	+	+	+	+	+	+	+	+	+	+	+	+	+	+		

Comments: For correct operating of CAN network signals sending functions, car has to be once closed and opened with factory remote control.

Switches:

JEEP WRANGLER year: 2007 → programme No: 135 from: 2013-03-13

connector 15 pin															connector 8 pin								connector 10 pin											
OUT	OUT	OUT	OUT	OUT	OUT	OUT	OUT	OUT	OUT	OUT	OUT	OUT	OUT	OUT	+	-	CAN H	CAN L	CAN H	CAN L	OUT +/-	OUT +/-	OUT	IN	IN	IN	IN	IN	IN	IN	IN	IN	IN	IN
Driver door sensor	Passengers door sensor	Trunk sense	Hood sense	Factory alarm++	Armed state	Lock factory remote	Unlock factory remote	Switches combination	Hand brake	Speed 10kmph	Engine run	Engine speed (RPM)	Ignition	Key in ignition	PWR +12V	GND	CAN1-H	CAN1-L	CAN2-H	CAN2-L	Alter. control blinkers	Alt. contr. centr. lock.	Foot brake	Drivers door opening sim.	Stop engine	Start engine	Comfort closure	Trunk release	All doors unlock	Driver door unlock	All doors lock	Turn signal control		
1	2	3	4	5	6	7	8	9	10	11	12	13	14	15	1	2	3	4	5	6	7	8	1	2	3	4	5	6	7	8	9	10		
+	+	+	+	+	+	+	+	+	+	+	+	+	+	+	+	+	+	+	+	+	+	+	+	+	+	+	+	+	+	+	+	+		

Comments: For correct operating of CAN network signals sending functions, car has to be once closed and opened with factory remote control.

Switches:

JEEP WRANGLER year: 2007 → programme No: 245 from: 2013-04-12

connector 15 pin															connector 8 pin								connector 10 pin											
OUT	OUT	OUT	OUT	OUT	OUT	OUT	OUT	OUT	OUT	OUT	OUT	OUT	OUT	OUT	+	-	CAN H	CAN L	CAN H	CAN L	OUT +/-	OUT +/-	OUT	IN	IN	IN	IN	IN	IN	IN	IN	IN	IN	IN
Driver door sensor	Passengers door sensor	Trunk sense	Hood sense	Factory alarm++	Armed state	Lock factory remote	Unlock factory remote	Switches combination	Hand brake	Speed 10kmph	Engine run	Engine speed (RPM)	Ignition	Key in ignition	PWR +12V	GND	CAN1-H	CAN1-L	CAN2-H	CAN2-L	Alter. control blinkers	Alt. contr. centr. lock.	Foot brake	Drivers door opening sim.	Stop engine	Start engine	Comfort closure	Trunk release	All doors unlock	Driver door unlock	All doors lock	Turn signal control		
1	2	3	4	5	6	7	8	9	10	11	12	13	14	15	1	2	3	4	5	6	7	8	1	2	3	4	5	6	7	8	9	10		
+	+	+	+	+	+	+	+	+	+	+	+	+	+	+	+	+	+	+	+	+	+	+	+	+	+	+	+	+	+	+	+	+		

Comments: For correct operating of CAN network signals sending functions, car has to be once closed and opened with factory remote control.

Switches:

KIA CADENZA															year: 2009 → with Keyless System only								programme No: 363 from: 2013-10-07																															
connector 15 pin															connector 8 pin								connector 10 pin																															
OUT	OUT	OUT	OUT	OUT	OUT	OUT	OUT	OUT	OUT	OUT	OUT	OUT	OUT	OUT	+	-	CAN H	CAN L	CAN H	CAN L	OUT +/-	OUT +/-	OUT	IN	IN	IN	IN	IN	IN	IN	IN	IN	IN	IN	IN	IN																		
Driver door sensor	Passengers door sensor	Trunk sense	Hood sense	Factory alarm++	Armed state	Lock factory remote	Unlock factory remote	Switches combination	Hand brake	Speed 10kmph	Engine run	Engine speed (RPM)	Ignition	Key in ignition	PWR +12V	GND	CAN1-H	CAN1-L	CAN2-H	CAN2-L	Alter. control blinkers	Alt. contr. centr. lock.	Foot brake	Drivers door opening sim.	Stop engine	Start engine	Comfort closure	Trunk release	All doors unlock	Driver door unlock	All doors lock	Turn signal control	Contr. of factory alarm	Contr.c.lock. when ign.is on																				
1	2	3	4	5	6	7	8	9	10	11	12	13	14	15	1	2	3	4	5	6	7	8	1	2	3	4	5	6	7	8	9	10	+	+	+	+	+	+	+	+	+	+	+	+	+	+	+	+	+	+	+	+	+	+
Comments:															2 seconds after the ignition starts, "Hand brake status" is active regardless of whether the hand break is off.																																							
Switches:															<input checked="" type="checkbox"/> <input checked="" type="checkbox"/> <input checked="" type="checkbox"/>																																							

KIA CARENS															year: 2013 → with Keyless System								programme No: 398 from: 2013-10-07																															
connector 15 pin															connector 8 pin								connector 10 pin																															
OUT	OUT	OUT	OUT	OUT	OUT	OUT	OUT	OUT	OUT	OUT	OUT	OUT	OUT	OUT	+	-	CAN H	CAN L	CAN H	CAN L	OUT +/-	OUT +/-	OUT	IN	IN	IN	IN	IN	IN	IN	IN	IN	IN	IN																				
Driver door sensor	Passengers door sensor	Trunk sense	Hood sense	Factory alarm++	Armed state	Lock factory remote	Unlock factory remote	Switches combination	Hand brake	Speed 10kmph	Engine run	Engine speed (RPM)	Ignition	Key in ignition	PWR +12V	GND	CAN1-H	CAN1-L	CAN2-H	CAN2-L	Alter. control blinkers	Alt. contr. centr. lock.	Foot brake	Drivers door opening sim.	Stop engine	Start engine	Comfort closure	Trunk release	All doors unlock	Driver door unlock	All doors lock	Turn signal control	Contr. of factory alarm	Contr.c.lock. when ign.is on																				
1	2	3	4	5	6	7	8	9	10	11	12	13	14	15	1	2	3	4	5	6	7	8	1	2	3	4	5	6	7	8	9	10	+	+	+	+	+	+	+	+	+	+	+	+	+	+	+	+	+	+	+	+	+	+
Comments:																																																						
Switches:															<input checked="" type="checkbox"/> <input checked="" type="checkbox"/> <input checked="" type="checkbox"/>																																							

KIA CARENS															year: 2013 → without Keyless System								programme No: 398 from: 2013-10-07																															
connector 15 pin															connector 8 pin								connector 10 pin																															
OUT	OUT	OUT	OUT	OUT	OUT	OUT	OUT	OUT	OUT	OUT	OUT	OUT	OUT	OUT	+	-	CAN H	CAN L	CAN H	CAN L	OUT +/-	OUT +/-	OUT	IN	IN	IN	IN	IN	IN	IN	IN	IN	IN	IN																				
Driver door sensor	Passengers door sensor	Trunk sense	Hood sense	Factory alarm++	Armed state	Lock factory remote	Unlock factory remote	Switches combination	Hand brake	Speed 10kmph	Engine run	Engine speed (RPM)	Ignition	Key in ignition	PWR +12V	GND	CAN1-H	CAN1-L	CAN2-H	CAN2-L	Alter. control blinkers	Alt. contr. centr. lock.	Foot brake	Drivers door opening sim.	Stop engine	Start engine	Comfort closure	Trunk release	All doors unlock	Driver door unlock	All doors lock	Turn signal control	Contr. of factory alarm	Contr.c.lock. when ign.is on																				
1	2	3	4	5	6	7	8	9	10	11	12	13	14	15	1	2	3	4	5	6	7	8	1	2	3	4	5	6	7	8	9	10	+	+	+	+	+	+	+	+	+	+	+	+	+	+	+	+	+	+	+	+	+	+
Comments:																																																						
Switches:															<input checked="" type="checkbox"/> <input checked="" type="checkbox"/> <input checked="" type="checkbox"/>																																							

KIA CARNIVAL															year: 2006 →								programme No: 119 from: 2013-10-07																															
connector 15 pin															connector 8 pin								connector 10 pin																															
OUT	OUT	OUT	OUT	OUT	OUT	OUT	OUT	OUT	OUT	OUT	OUT	OUT	OUT	OUT	+	-	CAN H	CAN L	CAN H	CAN L	OUT +/-	OUT +/-	OUT	IN	IN	IN	IN	IN	IN	IN	IN	IN	IN	IN																				
Driver door sensor	Passengers door sensor	Trunk sense	Hood sense	Factory alarm++	Armed state	Lock factory remote	Unlock factory remote	Switches combination	Hand brake	Speed 10kmph	Engine run	Engine speed (RPM)	Ignition	Key in ignition	PWR +12V	GND	CAN1-H	CAN1-L	CAN2-H	CAN2-L	Alter. control blinkers	Alt. contr. centr. lock.	Foot brake	Drivers door opening sim.	Stop engine	Start engine	Comfort closure	Trunk release	All doors unlock	Driver door unlock	All doors lock	Turn signal control	Contr. of factory alarm	Contr.c.lock. when ign.is on																				
1	2	3	4	5	6	7	8	9	10	11	12	13	14	15	1	2	3	4	5	6	7	8	1	2	3	4	5	6	7	8	9	10	+	+	+	+	+	+	+	+	+	+	+	+	+	+	+	+	+	+	+	+	+	+
Comments:																																																						
Switches:															<input checked="" type="checkbox"/> <input checked="" type="checkbox"/> <input checked="" type="checkbox"/>																																							

KIA CEED															year: 2013 → with Keyless System only								programme No: 352 from: 2013-10-07																															
connector 15 pin															connector 8 pin								connector 10 pin																															
OUT	OUT	OUT	OUT	OUT	OUT	OUT	OUT	OUT	OUT	OUT	OUT	OUT	OUT	OUT	+	-	CAN H	CAN L	CAN H	CAN L	OUT +/-	OUT +/-	OUT	IN	IN	IN	IN	IN	IN	IN	IN	IN	IN	IN																				
Driver door sensor	Passengers door sensor	Trunk sense	Hood sense	Factory alarm++	Armed state	Lock factory remote	Unlock factory remote	Switches combination	Hand brake	Speed 10kmph	Engine run	Engine speed (RPM)	Ignition	Key in ignition	PWR +12V	GND	CAN1-H	CAN1-L	CAN2-H	CAN2-L	Alter. control blinkers	Alt. contr. centr. lock.	Foot brake	Drivers door opening sim.	Stop engine	Start engine	Comfort closure	Trunk release	All doors unlock	Driver door unlock	All doors lock	Turn signal control	Contr. of factory alarm	Contr.c.lock. when ign.is on																				
1	2	3	4	5	6	7	8	9	10	11	12	13	14	15	1	2	3	4	5	6	7	8	1	2	3	4	5	6	7	8	9	10	+	+	+	+	+	+	+	+	+	+	+	+	+	+	+	+	+	+	+	+	+	+
Comments:																																																						
Switches:															<input checked="" type="checkbox"/> <input checked="" type="checkbox"/>																																							

KIA CEED															year: 2013 →	without Keyless System								programme No: 389	from: 2013-10-07											
connector 15 pin															connector 8 pin								connector 10 pin													
OUT	OUT	OUT	OUT	OUT	OUT	OUT	OUT	OUT	OUT	OUT	OUT	OUT	OUT	OUT	+	-	CAN H	CAN L	CAN H	CAN L	OUT +/-	OUT +/-	OUT	IN	IN	IN	IN	IN	IN	IN	IN	IN	IN	IN	IN	IN
Driver door sensor	Passengers door sensor	Trunk sense	Hood sense	Factory alarm++	Armed state	Lock factory remote	Unlock factory remote	Switches combination	Hand brake	Speed 10kmph	Engine run	Engine speed (RPM)	Ignition	Key in ignition	PWR +12V	GND	CAN1-H	CAN1-L	CAN2-H	CAN2-L	Alter. control blinkers	Alt. contr. centr. lock.	Foot brake	Drivers door opening sim.	Stop engine	Start engine	Comfort closure	Trunk release	All doors unlock	Driver door unlock	All doors lock	Turn signal control				
1	2	3	4	5	6	7	8	9	10	11	12	13	14	15	1	2	3	4	5	6	7	8	1	2	3	4	5	6	7	8	9	10				
+	+	+	-	+	+	+	+	+	+	+	+	+	+	+	+	+	+	+	+	+	+	+	+	+	+	+	+	+	+	+	+	+				
Comments:																																				
Switches:																																				

KIA CEED															year: 2009 →	without Keyless System								programme No: 236	from: 2013-10-07									
connector 15 pin															connector 8 pin								connector 10 pin											
OUT	OUT	OUT	OUT	OUT	OUT	OUT	OUT	OUT	OUT	OUT	OUT	OUT	OUT	OUT	+	-	CAN H	CAN L	CAN H	CAN L	OUT +/-	OUT +/-	OUT	IN	IN	IN	IN	IN	IN	IN	IN	IN	IN	IN
Driver door sensor	Passengers door sensor	Trunk sense	Hood sense	Factory alarm++	Armed state	Lock factory remote	Unlock factory remote	Switches combination	Hand brake	Speed 10kmph	Engine run	Engine speed (RPM)	Ignition	Key in ignition	PWR +12V	GND	CAN1-H	CAN1-L	CAN2-H	CAN2-L	Alter. control blinkers	Alt. contr. centr. lock.	Foot brake	Drivers door opening sim.	Stop engine	Start engine	Comfort closure	Trunk release	All doors unlock	Driver door unlock	All doors lock	Turn signal control		
1	2	3	4	5	6	7	8	9	10	11	12	13	14	15	1	2	3	4	5	6	7	8	1	2	3	4	5	6	7	8	9	10		
+	+	+	+	+	+	+	+	+	+	+	+	+	+	+	+	+	+	+	+	+	+	+	+	+	+	+	+	+	+	+	+	+		
Comments:																																		
Switches:																																		

KIA CERATO															year: 2013 →	with Keyless System								programme No: 344	from: 2013-10-07									
connector 15 pin															connector 8 pin								connector 10 pin											
OUT	OUT	OUT	OUT	OUT	OUT	OUT	OUT	OUT	OUT	OUT	OUT	OUT	OUT	OUT	+	-	CAN H	CAN L	CAN H	CAN L	OUT +/-	OUT +/-	OUT	IN	IN	IN	IN	IN	IN	IN	IN	IN	IN	IN
Driver door sensor	Passengers door sensor	Trunk sense	Hood sense	Factory alarm++	Armed state	Lock factory remote	Unlock factory remote	Switches combination	Hand brake	Speed 10kmph	Engine run	Engine speed (RPM)	Ignition	Key in ignition	PWR +12V	GND	CAN1-H	CAN1-L	CAN2-H	CAN2-L	Alter. control blinkers	Alt. contr. centr. lock.	Foot brake	Drivers door opening sim.	Stop engine	Start engine	Comfort closure	Trunk release	All doors unlock	Driver door unlock	All doors lock	Turn signal control		
1	2	3	4	5	6	7	8	9	10	11	12	13	14	15	1	2	3	4	5	6	7	8	1	2	3	4	5	6	7	8	9	10		
+	+	+	+	+	+	+	+	+	+	+	+	+	+	+	+	+	+	+	+	+	+	+	+	+	+	+	+	+	+	+	+	+		
Comments:																																		
Switches:																																		

KIA CERATO															year: 2013 →	without Keyless System								programme No: 412	from: 2013-10-07									
connector 15 pin															connector 8 pin								connector 10 pin											
OUT	OUT	OUT	OUT	OUT	OUT	OUT	OUT	OUT	OUT	OUT	OUT	OUT	OUT	OUT	+	-	CAN H	CAN L	CAN H	CAN L	OUT +/-	OUT +/-	OUT	IN	IN	IN	IN	IN	IN	IN	IN	IN	IN	IN
Driver door sensor	Passengers door sensor	Trunk sense	Hood sense	Factory alarm++	Armed state	Lock factory remote	Unlock factory remote	Switches combination	Hand brake	Speed 10kmph	Engine run	Engine speed (RPM)	Ignition	Key in ignition	PWR +12V	GND	CAN1-H	CAN1-L	CAN2-H	CAN2-L	Alter. control blinkers	Alt. contr. centr. lock.	Foot brake	Drivers door opening sim.	Stop engine	Start engine	Comfort closure	Trunk release	All doors unlock	Driver door unlock	All doors lock	Turn signal control		
1	2	3	4	5	6	7	8	9	10	11	12	13	14	15	1	2	3	4	5	6	7	8	1	2	3	4	5	6	7	8	9	10		
+	+	+	+	+	+	+	+	+	+	+	+	+	+	+	+	+	+	+	+	+	+	+	+	+	+	+	+	+	+	+	+	+		
Comments:																																		
Switches:																																		

KIA CERATO															year: 2010 →	without Keyless System								programme No: 236	from: 2013-10-07									
connector 15 pin															connector 8 pin								connector 10 pin											
OUT	OUT	OUT	OUT	OUT	OUT	OUT	OUT	OUT	OUT	OUT	OUT	OUT	OUT	OUT	+	-	CAN H	CAN L	CAN H	CAN L	OUT +/-	OUT +/-	OUT	IN	IN	IN	IN	IN	IN	IN	IN	IN	IN	IN
Driver door sensor	Passengers door sensor	Trunk sense	Hood sense	Factory alarm++	Armed state	Lock factory remote	Unlock factory remote	Switches combination	Hand brake	Speed 10kmph	Engine run	Engine speed (RPM)	Ignition	Key in ignition	PWR +12V	GND	CAN1-H	CAN1-L	CAN2-H	CAN2-L	Alter. control blinkers	Alt. contr. centr. lock.	Foot brake	Drivers door opening sim.	Stop engine	Start engine	Comfort closure	Trunk release	All doors unlock	Driver door unlock	All doors lock	Turn signal control		
1	2	3	4	5	6	7	8	9	10	11	12	13	14	15	1	2	3	4	5	6	7	8	1	2	3	4	5	6	7	8	9	10		
+	+	+	+	+	+	+	+	+	+	+	+	+	+	+	+	+	+	+	+	+	+	+	+	+	+	+	+	+	+	+	+	+		
Comments:																																		
Switches:																																		

KIA CERATO															year: 2010 →	without Keyless System								programme No: 236	from: 2013-10-07									
connector 15 pin															connector 8 pin								connector 10 pin											
OUT	OUT	OUT	OUT	OUT	OUT	OUT	OUT	OUT	OUT	OUT	OUT	OUT	OUT	OUT	+	-	CAN H	CAN L	CAN H	CAN L	OUT +/-	OUT +/-	OUT	IN	IN	IN	IN	IN	IN	IN	IN	IN	IN	IN
Driver door sensor	Passengers door sensor	Trunk sense	Hood sense	Factory alarm++	Armed state	Lock factory remote	Unlock factory remote	Switches combination	Hand brake	Speed 10kmph	Engine run	Engine speed (RPM)	Ignition	Key in ignition	PWR +12V	GND	CAN1-H	CAN1-L	CAN2-H	CAN2-L	Alter. control blinkers	Alt. contr. centr. lock.	Foot brake	Drivers door opening sim.	Stop engine	Start engine	Comfort closure	Trunk release	All doors unlock	Driver door unlock	All doors lock	Turn signal control		
1	2	3	4	5	6	7	8	9	10	11	12	13	14	15	1	2	3	4	5	6	7	8	1	2	3	4	5	6	7	8	9	10		
+	+	+	+	+	+	+	+	+	+	+	+	+	+	+	+	+	+	+	+	+	+	+	+	+	+	+	+	+	+	+	+	+		
Comments:																																		
Switches:																																		

KIA MAGENTIS															year: 2009 →	programme №: 236								from: 2013-10-07													
connector 15 pin															connector 8 pin								connector 10 pin														
OUT	OUT	OUT	OUT	OUT	OUT	OUT	OUT	OUT	OUT	OUT	OUT	OUT	OUT	OUT	+	-	CAN H	CAN L	CAN H	CAN L	OUT +/-	OUT +/-	OUT	IN	IN	IN	IN	IN	IN	IN	IN	IN	IN	IN			
Driver door sensor	Passengers door sensor	Trunk sense	Hood sense	Factory alarm++	Armed state	Lock factory remote	Unlock factory remote	Switches combination	Hand brake	Speed 10kmph	Engine run	Engine speed (RPM)	Ignition	Key in ignition	PWR +12V	GND	CAN1-H	CAN1-L	CAN2-H	CAN2-L	Alter. control blinkers	Alt. contr. centr. lock.	Foot brake	Drivers door opening sim.	Stop engine	Start engine	Comfort closure	Trunk release	All doors unlock	Driver door unlock	All doors lock	Turn signal control	Contr. of factory alarm				
1	2	3	4	5	6	7	8	9	10	11	12	13	14	15	1	2	3	4	5	6	7	8	1	2	3	4	5	6	7	8	9	10					
+	+	+	+	+	+	+	+	+	+	+	+	+	+	+	+	+	-	-	+	+	+	+	+	-	+	+	+	+	+	+	+	+	+				
Comments:																																					
Switches:																																					

KIA MOHAVE															year: 2009 →	programme №: 232								from: 2013-10-07													
connector 15 pin															connector 8 pin								connector 10 pin														
OUT	OUT	OUT	OUT	OUT	OUT	OUT	OUT	OUT	OUT	OUT	OUT	OUT	OUT	OUT	+	-	CAN H	CAN L	CAN H	CAN L	OUT +/-	OUT +/-	OUT	IN	IN	IN	IN	IN	IN	IN	IN	IN	IN	IN			
Driver door sensor	Passengers door sensor	Trunk sense	Hood sense	Factory alarm++	Armed state	Lock factory remote	Unlock factory remote	Switches combination	Hand brake	Speed 10kmph	Engine run	Engine speed (RPM)	Ignition	Key in ignition	PWR +12V	GND	CAN1-H	CAN1-L	CAN2-H	CAN2-L	Alter. control blinkers	Alt. contr. centr. lock.	Foot brake	Drivers door opening sim.	Stop engine	Start engine	Comfort closure	Trunk release	All doors unlock	Driver door unlock	All doors lock	Turn signal control	Contr. of factory alarm				
1	2	3	4	5	6	7	8	9	10	11	12	13	14	15	1	2	3	4	5	6	7	8	1	2	3	4	5	6	7	8	9	10					
+	+	+	+	+	+	+	+	+	+	+	+	+	+	+	+	+	+	+	+	+	+	+	+	+	+	+	+	+	+	+	+	+	+				
Comments:																																					
Switches:																																					

KIA OPIRUS															year: 2004 →	programme №: 234								from: 2013-10-07													
connector 15 pin															connector 8 pin								connector 10 pin														
OUT	OUT	OUT	OUT	OUT	OUT	OUT	OUT	OUT	OUT	OUT	OUT	OUT	OUT	OUT	+	-	CAN H	CAN L	CAN H	CAN L	OUT +/-	OUT +/-	OUT	IN	IN	IN	IN	IN	IN	IN	IN	IN	IN	IN			
Driver door sensor	Passengers door sensor	Trunk sense	Hood sense	Factory alarm++	Armed state	Lock factory remote	Unlock factory remote	Switches combination	Hand brake	Speed 10kmph	Engine run	Engine speed (RPM)	Ignition	Key in ignition	PWR +12V	GND	CAN1-H	CAN1-L	CAN2-H	CAN2-L	Alter. control blinkers	Alt. contr. centr. lock.	Foot brake	Drivers door opening sim.	Stop engine	Start engine	Comfort closure	Trunk release	All doors unlock	Driver door unlock	All doors lock	Turn signal control	Contr. of factory alarm				
1	2	3	4	5	6	7	8	9	10	11	12	13	14	15	1	2	3	4	5	6	7	8	1	2	3	4	5	6	7	8	9	10					
+	+	+	+	+	+	+	+	+	+	+	+	+	+	+	+	+	+	+	+	+	+	+	+	+	+	+	+	+	+	+	+	+	+				
Comments:															When the car is closed with factory remote control, "Trunk release" function does not work. Status "Driver door sense"= status "Passing. door sense".																						
Switches:																																					

KIA OPTIMA															year: 2012 →	with Keyless System only								programme №: 344	from: 2013-10-07												
connector 15 pin															connector 8 pin								connector 10 pin														
OUT	OUT	OUT	OUT	OUT	OUT	OUT	OUT	OUT	OUT	OUT	OUT	OUT	OUT	OUT	+	-	CAN H	CAN L	CAN H	CAN L	OUT +/-	OUT +/-	OUT	IN	IN	IN	IN	IN	IN	IN	IN	IN	IN	IN			
Driver door sensor	Passengers door sensor	Trunk sense	Hood sense	Factory alarm++	Armed state	Lock factory remote	Unlock factory remote	Switches combination	Hand brake	Speed 10kmph	Engine run	Engine speed (RPM)	Ignition	Key in ignition	PWR +12V	GND	CAN1-H	CAN1-L	CAN2-H	CAN2-L	Alter. control blinkers	Alt. contr. centr. lock.	Foot brake	Drivers door opening sim.	Stop engine	Start engine	Comfort closure	Trunk release	All doors unlock	Driver door unlock	All doors lock	Turn signal control	Contr. of factory alarm				
1	2	3	4	5	6	7	8	9	10	11	12	13	14	15	1	2	3	4	5	6	7	8	1	2	3	4	5	6	7	8	9	10					
+	+	+	+	+	+	+	+	+	+	+	+	+	+	+	+	+	+	+	+	+	+	+	+	+	+	+	+	+	+	+	+	+	+				
Comments:																																					
Switches:																																					

KIA PICANTO															year: 2011 →	with Keyless System only								programme №: 299	from: 2013-10-07												
connector 15 pin															connector 8 pin								connector 10 pin														
OUT	OUT	OUT	OUT	OUT	OUT	OUT	OUT	OUT	OUT	OUT	OUT	OUT	OUT	OUT	+	-	CAN H	CAN L	CAN H	CAN L	OUT +/-	OUT +/-	OUT	IN	IN	IN	IN	IN	IN	IN	IN	IN	IN	IN			
Driver door sensor	Passengers door sensor	Trunk sense	Hood sense	Factory alarm++	Armed state	Lock factory remote	Unlock factory remote	Switches combination	Hand brake	Speed 10kmph	Engine run	Engine speed (RPM)	Ignition	Key in ignition	PWR +12V	GND	CAN1-H	CAN1-L	CAN2-H	CAN2-L	Alter. control blinkers	Alt. contr. centr. lock.	Foot brake	Drivers door opening sim.	Stop engine	Start engine	Comfort closure	Trunk release	All doors unlock	Driver door unlock	All doors lock	Turn signal control	Contr. of factory alarm				
1	2	3	4	5	6	7	8	9	10	11	12	13	14	15	1	2	3	4	5	6	7	8	1	2	3	4	5	6	7	8	9	10					
+	+	+	+	+	+	+	+	+	+	+	+	+	+	+	+	+	+	+	+	+	+	+	+	+	+	+	+	+	+	+	+	+	+				
Comments:																																					
Switches:																																					

KIA QUORIS															year: 2013 →	with Keyless System								programme No: 413	from: 2013-10-07																											
connector 15 pin															connector 8 pin								connector 10 pin																													
OUT	OUT	OUT	OUT	OUT	OUT	OUT	OUT	OUT	OUT	OUT	OUT	OUT	OUT	OUT	+	-	CAN H	CAN L	CAN H	CAN L	OUT +/-	OUT +/-	OUT	IN	IN	IN	IN	IN	IN	IN	IN	IN																				
Driver door sensor	Passengers door sensor	Trunk sense	Hood sense	Factory alarm++	Armed state	Lock factory remote	Unlock factory remote	Switches combination	Hand brake	Speed 10kmph	Engine run	Engine speed (RPM)	Ignition	Key in ignition	PWR +12V	GND	CAN1-H	CAN1-L	CAN2-H	CAN2-L	Alter. control blinkers	Alt. contr. centr. lock.	Foot brake	Drivers door opening sim.	Stop engine	Start engine	Comfort closure	Trunk release	All doors unlock	Driver door unlock	All doors lock	Turn signal control	Contr. of factory alarm	Contr. c.lock. when ign.is on																		
1	2	3	4	5	6	7	8	9	10	11	12	13	14	15	1	2	3	4	5	6	7	8	1	2	3	4	5	6	7	8	9	10	+	+	+	+	+	+	+	+	+	+	+	+	+	+	+	+	+	+	+	+
Comments:																																																				
Switches:																																																				

KIA RIO															year: 2011 →	without Keyless System								programme No: 244	from: 2013-10-07																											
connector 15 pin															connector 8 pin								connector 10 pin																													
OUT	OUT	OUT	OUT	OUT	OUT	OUT	OUT	OUT	OUT	OUT	OUT	OUT	OUT	OUT	+	-	CAN H	CAN L	CAN H	CAN L	OUT +/-	OUT +/-	OUT	IN	IN	IN	IN	IN	IN	IN	IN	IN																				
Driver door sensor	Passengers door sensor	Trunk sense	Hood sense	Factory alarm++	Armed state	Lock factory remote	Unlock factory remote	Switches combination	Hand brake	Speed 10kmph	Engine run	Engine speed (RPM)	Ignition	Key in ignition	PWR +12V	GND	CAN1-H	CAN1-L	CAN2-H	CAN2-L	Alter. control blinkers	Alt. contr. centr. lock.	Foot brake	Drivers door opening sim.	Stop engine	Start engine	Comfort closure	Trunk release	All doors unlock	Driver door unlock	All doors lock	Turn signal control	Contr. of factory alarm	Contr. c.lock. when ign.is on																		
1	2	3	4	5	6	7	8	9	10	11	12	13	14	15	1	2	3	4	5	6	7	8	1	2	3	4	5	6	7	8	9	10	+	+	+	+	+	+	+	+	+	+	+	+	+	+	+	+	+	+	+	+
Comments:																																																				
Switches:																																																				

KIA RIO															year: 2005 →	without Keyless System								programme No: 236	from: 2013-10-07																											
connector 15 pin															connector 8 pin								connector 10 pin																													
OUT	OUT	OUT	OUT	OUT	OUT	OUT	OUT	OUT	OUT	OUT	OUT	OUT	OUT	OUT	+	-	CAN H	CAN L	CAN H	CAN L	OUT +/-	OUT +/-	OUT	IN	IN	IN	IN	IN	IN	IN	IN	IN																				
Driver door sensor	Passengers door sensor	Trunk sense	Hood sense	Factory alarm++	Armed state	Lock factory remote	Unlock factory remote	Switches combination	Hand brake	Speed 10kmph	Engine run	Engine speed (RPM)	Ignition	Key in ignition	PWR +12V	GND	CAN1-H	CAN1-L	CAN2-H	CAN2-L	Alter. control blinkers	Alt. contr. centr. lock.	Foot brake	Drivers door opening sim.	Stop engine	Start engine	Comfort closure	Trunk release	All doors unlock	Driver door unlock	All doors lock	Turn signal control	Contr. of factory alarm	Contr. c.lock. when ign.is on																		
1	2	3	4	5	6	7	8	9	10	11	12	13	14	15	1	2	3	4	5	6	7	8	1	2	3	4	5	6	7	8	9	10	+	+	+	+	+	+	+	+	+	+	+	+	+	+	+	+	+	+	+	+
Comments:																																																				
Switches:																																																				

KIA SORENTO															year: 2012 →	with Keyless System only								programme No: 296	from: 2013-10-07																											
connector 15 pin															connector 8 pin								connector 10 pin																													
OUT	OUT	OUT	OUT	OUT	OUT	OUT	OUT	OUT	OUT	OUT	OUT	OUT	OUT	OUT	+	-	CAN H	CAN L	CAN H	CAN L	OUT +/-	OUT +/-	OUT	IN	IN	IN	IN	IN	IN	IN	IN	IN																				
Driver door sensor	Passengers door sensor	Trunk sense	Hood sense	Factory alarm++	Armed state	Lock factory remote	Unlock factory remote	Switches combination	Hand brake	Speed 10kmph	Engine run	Engine speed (RPM)	Ignition	Key in ignition	PWR +12V	GND	CAN1-H	CAN1-L	CAN2-H	CAN2-L	Alter. control blinkers	Alt. contr. centr. lock.	Foot brake	Drivers door opening sim.	Stop engine	Start engine	Comfort closure	Trunk release	All doors unlock	Driver door unlock	All doors lock	Turn signal control	Contr. of factory alarm	Contr. c.lock. when ign.is on																		
1	2	3	4	5	6	7	8	9	10	11	12	13	14	15	1	2	3	4	5	6	7	8	1	2	3	4	5	6	7	8	9	10	+	+	+	+	+	+	+	+	+	+	+	+	+	+	+	+	+	+	+	+
Comments:																																																				
Switches:																																																				

KIA SORENTO															year: 2012 →	without Keyless System								programme No: 411	from: 2013-10-07																											
connector 15 pin															connector 8 pin								connector 10 pin																													
OUT	OUT	OUT	OUT	OUT	OUT	OUT	OUT	OUT	OUT	OUT	OUT	OUT	OUT	OUT	+	-	CAN H	CAN L	CAN H	CAN L	OUT +/-	OUT +/-	OUT	IN	IN	IN	IN	IN	IN	IN	IN	IN																				
Driver door sensor	Passengers door sensor	Trunk sense	Hood sense	Factory alarm++	Armed state	Lock factory remote	Unlock factory remote	Switches combination	Hand brake	Speed 10kmph	Engine run	Engine speed (RPM)	Ignition	Key in ignition	PWR +12V	GND	CAN1-H	CAN1-L	CAN2-H	CAN2-L	Alter. control blinkers	Alt. contr. centr. lock.	Foot brake	Drivers door opening sim.	Stop engine	Start engine	Comfort closure	Trunk release	All doors unlock	Driver door unlock	All doors lock	Turn signal control	Contr. of factory alarm	Contr. c.lock. when ign.is on																		
1	2	3	4	5	6	7	8	9	10	11	12	13	14	15	1	2	3	4	5	6	7	8	1	2	3	4	5	6	7	8	9	10	+	+	+	+	+	+	+	+	+	+	+	+	+	+	+	+	+	+	+	+
Comments:																																																				
Switches:																																																				

KIA SORENTO															year: 2010 →	with and without Keyless System								programme No: 231	from: 2013-10-07										
connector 15 pin															connector 8 pin								connector 10 pin												
OUT	OUT	OUT	OUT	OUT	OUT	OUT	OUT	OUT	OUT	OUT	OUT	OUT	OUT	OUT	+	-	CAN H	CAN L	CAN H	CAN L	OUT +/-	OUT +/-	OUT	IN	IN	IN	IN	IN	IN	IN	IN	IN	IN	IN	IN
Driver door sensor	Passengers door sensor	Trunk sense	Hood sense	Factory alarm++	Armed state	Lock factory remote	Unlock factory remote	Switches combination	Hand brake	Speed 10kmph	Engine run	Engine speed (RPM)	Ignition	Key in ignition	PWR +12V	GND	CAN1-H	CAN1-L	CAN2-H	CAN2-L	Alter. control blinkers	Alt. contr. centr. lock.	Foot brake	Drivers door opening sim.	Stop engine	Start engine	Comfort closure	Trunk release	All doors unlock	Driver door unlock	All doors lock	Turn signal control			
1	2	3	4	5	6	7	8	9	10	11	12	13	14	15	1	2	3	4	5	6	7	8	1	2	3	4	5	6	7	8	9	10			
+	+	+	-	+	+	+	+	+	+	+	+	+	+	+	+	+	+	+	+	+	+	+	+	+	+	+	+	+	+	+	+	+			
Comments:															Function "Trunk release" works only with central locking closed.																				
Switches:															<input checked="" type="checkbox"/> <input checked="" type="checkbox"/>																				

KIA SOUL															year: 2012 →	without Keyless System								programme No: 343	from: 2013-10-07									
connector 15 pin															connector 8 pin								connector 10 pin											
OUT	OUT	OUT	OUT	OUT	OUT	OUT	OUT	OUT	OUT	OUT	OUT	OUT	OUT	OUT	+	-	CAN H	CAN L	CAN H	CAN L	OUT +/-	OUT +/-	OUT	IN	IN	IN	IN	IN	IN	IN	IN	IN	IN	IN
Driver door sensor	Passengers door sensor	Trunk sense	Hood sense	Factory alarm++	Armed state	Lock factory remote	Unlock factory remote	Switches combination	Hand brake	Speed 10kmph	Engine run	Engine speed (RPM)	Ignition	Key in ignition	PWR +12V	GND	CAN1-H	CAN1-L	CAN2-H	CAN2-L	Alter. control blinkers	Alt. contr. centr. lock.	Foot brake	Drivers door opening sim.	Stop engine	Start engine	Comfort closure	Trunk release	All doors unlock	Driver door unlock	All doors lock	Turn signal control		
1	2	3	4	5	6	7	8	9	10	11	12	13	14	15	1	2	3	4	5	6	7	8	1	2	3	4	5	6	7	8	9	10		
+	+	+	-	+	+	+	+	+	+	+	+	+	+	+	+	+	+	+	+	+	+	+	+	+	+	+	+	+	+	+	+	+		
Comments:																																		
Switches:															<input checked="" type="checkbox"/>																			

KIA SPORTAGE															year: 2011 →	without Keyless System								programme No: 244	from: 2013-10-07									
connector 15 pin															connector 8 pin								connector 10 pin											
OUT	OUT	OUT	OUT	OUT	OUT	OUT	OUT	OUT	OUT	OUT	OUT	OUT	OUT	OUT	+	-	CAN H	CAN L	CAN H	CAN L	OUT +/-	OUT +/-	OUT	IN	IN	IN	IN	IN	IN	IN	IN	IN	IN	IN
Driver door sensor	Passengers door sensor	Trunk sense	Hood sense	Factory alarm++	Armed state	Lock factory remote	Unlock factory remote	Switches combination	Hand brake	Speed 10kmph	Engine run	Engine speed (RPM)	Ignition	Key in ignition	PWR +12V	GND	CAN1-H	CAN1-L	CAN2-H	CAN2-L	Alter. control blinkers	Alt. contr. centr. lock.	Foot brake	Drivers door opening sim.	Stop engine	Start engine	Comfort closure	Trunk release	All doors unlock	Driver door unlock	All doors lock	Turn signal control		
1	2	3	4	5	6	7	8	9	10	11	12	13	14	15	1	2	3	4	5	6	7	8	1	2	3	4	5	6	7	8	9	10		
+	+	+	+	+	+	+	+	+	+	+	+	+	+	+	+	+	+	+	+	+	+	+	+	+	+	+	+	+	+	+	+	+		
Comments:																																		
Switches:															<input checked="" type="checkbox"/> <input checked="" type="checkbox"/>																			

KIA SPORTAGE															year: 2011 →	with Keyless System only								programme No: 244	from: 2013-10-07									
connector 15 pin															connector 8 pin								connector 10 pin											
OUT	OUT	OUT	OUT	OUT	OUT	OUT	OUT	OUT	OUT	OUT	OUT	OUT	OUT	OUT	+	-	CAN H	CAN L	CAN H	CAN L	OUT +/-	OUT +/-	OUT	IN	IN	IN	IN	IN	IN	IN	IN	IN	IN	IN
Driver door sensor	Passengers door sensor	Trunk sense	Hood sense	Factory alarm++	Armed state	Lock factory remote	Unlock factory remote	Switches combination	Hand brake	Speed 10kmph	Engine run	Engine speed (RPM)	Ignition	Key in ignition	PWR +12V	GND	CAN1-H	CAN1-L	CAN2-H	CAN2-L	Alter. control blinkers	Alt. contr. centr. lock.	Foot brake	Drivers door opening sim.	Stop engine	Start engine	Comfort closure	Trunk release	All doors unlock	Driver door unlock	All doors lock	Turn signal control		
1	2	3	4	5	6	7	8	9	10	11	12	13	14	15	1	2	3	4	5	6	7	8	1	2	3	4	5	6	7	8	9	10		
+	+	+	+	+	+	+	+	+	+	+	+	+	+	+	+	+	+	+	+	+	+	+	+	+	+	+	+	+	+	+	+	+		
Comments:																																		
Switches:															<input checked="" type="checkbox"/> <input checked="" type="checkbox"/>																			

KIA SPORTAGE															year: 2008 →	with Keyless System only								programme No: 236	from: 2013-10-07									
connector 15 pin															connector 8 pin								connector 10 pin											
OUT	OUT	OUT	OUT	OUT	OUT	OUT	OUT	OUT	OUT	OUT	OUT	OUT	OUT	OUT	+	-	CAN H	CAN L	CAN H	CAN L	OUT +/-	OUT +/-	OUT	IN	IN	IN	IN	IN	IN	IN	IN	IN	IN	IN
Driver door sensor	Passengers door sensor	Trunk sense	Hood sense	Factory alarm++	Armed state	Lock factory remote	Unlock factory remote	Switches combination	Hand brake	Speed 10kmph	Engine run	Engine speed (RPM)	Ignition	Key in ignition	PWR +12V	GND	CAN1-H	CAN1-L	CAN2-H	CAN2-L	Alter. control blinkers	Alt. contr. centr. lock.	Foot brake	Drivers door opening sim.	Stop engine	Start engine	Comfort closure	Trunk release	All doors unlock	Driver door unlock	All doors lock	Turn signal control		
1	2	3	4	5	6	7	8	9	10	11	12	13	14	15	1	2	3	4	5	6	7	8	1	2	3	4	5	6	7	8	9	10		
+	+	+	+	+	+	+	+	+	+	+	+	+	+	+	+	+	+	+	+	+	+	+	+	+	+	+	+	+	+	+	+	+		
Comments:																																		
Switches:															<input checked="" type="checkbox"/>																			

KIA VENGA															year: 2012 →	programme №: 236	from: 2013-10-07																			
connector 15 pin															connector 8 pin				connector 10 pin																	
OUT	OUT	OUT	OUT	OUT	OUT	OUT	OUT	OUT	OUT	OUT	OUT	OUT	OUT	OUT	+	-	CAN H	CAN L	CAN H	CAN L	OUT +/-	OUT +/-	OUT	IN	IN	IN	IN	IN	IN	IN	IN	IN				
Driver door sensor	Passengers door sensor	Trunk sense	Hood sense	Factory alarm++	Armed state	Lock factory remote	Unlock factory remote	Switches combination	Hand brake	Speed 10kmph	Engine run	Engine speed (RPM)	Ignition	Key in ignition	PWR +12V	GND	CAN1-H	CAN1-L	CAN2-H	CAN2-L	Alter. control blinkers	Alt. contr. centr. lock.	Foot brake	Drivers door opening sim.	Stop engine	Start engine	Comfort closure	Trunk release	All doors unlock	Driver door unlock	All doors lock	Turn signal control	Contr. of factory alarm	Contr.c.lock. when ign.is on		
1	2	3	4	5	6	7	8	9	10	11	12	13	14	15	1	2	3	4	5	6	7	8	1	2	3	4	5	6	7	8	9	10				
+	+	+	-	+	+	+	+	+	+	+	+	+	+	+	+	+	+	+	+	+	+	+	+	+	+	+	+	+	+	+	+	+				
Comments:																																				
Switches:																																				

KIA VENGA															year: 2010 →	with Keyless System	programme №: 271	from: 2013-10-07																		
connector 15 pin															connector 8 pin				connector 10 pin																	
OUT	OUT	OUT	OUT	OUT	OUT	OUT	OUT	OUT	OUT	OUT	OUT	OUT	OUT	OUT	+	-	CAN H	CAN L	CAN H	CAN L	OUT +/-	OUT +/-	OUT	IN	IN	IN	IN	IN	IN	IN	IN	IN				
Driver door sensor	Passengers door sensor	Trunk sense	Hood sense	Factory alarm++	Armed state	Lock factory remote	Unlock factory remote	Switches combination	Hand brake	Speed 10kmph	Engine run	Engine speed (RPM)	Ignition	Key in ignition	PWR +12V	GND	CAN1-H	CAN1-L	CAN2-H	CAN2-L	Alter. control blinkers	Alt. contr. centr. lock.	Foot brake	Drivers door opening sim.	Stop engine	Start engine	Comfort closure	Trunk release	All doors unlock	Driver door unlock	All doors lock	Turn signal control	Contr. of factory alarm	Contr.c.lock. when ign.is on		
1	2	3	4	5	6	7	8	9	10	11	12	13	14	15	1	2	3	4	5	6	7	8	1	2	3	4	5	6	7	8	9	10				
+	+	+	-	+	+	+	+	+	+	+	+	+	+	+	+	+	+	+	+	+	+	+	+	+	+	+	+	+	+	+	+	+				
Comments:															Status "Driver door sense"= status "Passang. door sense".																					
Switches:																																				

LANCIA DELTA															year: 2008 →	programme №: 129	from: 2013-07-03																			
connector 15 pin															connector 8 pin				connector 10 pin																	
OUT	OUT	OUT	OUT	OUT	OUT	OUT	OUT	OUT	OUT	OUT	OUT	OUT	OUT	OUT	+	-	CAN H	CAN L	CAN H	CAN L	OUT +/-	OUT +/-	OUT	IN	IN	IN	IN	IN	IN	IN	IN	IN				
Driver door sensor	Passengers door sensor	Trunk sense	Hood sense	Factory alarm++	Armed state	Lock factory remote	Unlock factory remote	Switches combination	Hand brake	Speed 10kmph	Engine run	Engine speed (RPM)	Ignition	Key in ignition	PWR +12V	GND	CAN1-H	CAN1-L	CAN2-H	CAN2-L	Alter. control blinkers	Alt. contr. centr. lock.	Foot brake	Drivers door opening sim.	Stop engine	Start engine	Comfort closure	Trunk release	All doors unlock	Driver door unlock	All doors lock	Turn signal control	Contr. of factory alarm	Contr.c.lock. when ign.is on		
1	2	3	4	5	6	7	8	9	10	11	12	13	14	15	1	2	3	4	5	6	7	8	1	2	3	4	5	6	7	8	9	10				
+	+	+	-	+	+	+	+	+	+	+	+	+	+	+	+	+	+	+	+	+	+	+	+	+	+	+	+	+	+	+	+	+				
Comments:																																				
Switches:																																				

LANCIA MUSA															year: 2007 →	programme №: 129	from: 2013-07-03																			
connector 15 pin															connector 8 pin				connector 10 pin																	
OUT	OUT	OUT	OUT	OUT	OUT	OUT	OUT	OUT	OUT	OUT	OUT	OUT	OUT	OUT	+	-	CAN H	CAN L	CAN H	CAN L	OUT +/-	OUT +/-	OUT	IN	IN	IN	IN	IN	IN	IN	IN	IN				
Driver door sensor	Passengers door sensor	Trunk sense	Hood sense	Factory alarm++	Armed state	Lock factory remote	Unlock factory remote	Switches combination	Hand brake	Speed 10kmph	Engine run	Engine speed (RPM)	Ignition	Key in ignition	PWR +12V	GND	CAN1-H	CAN1-L	CAN2-H	CAN2-L	Alter. control blinkers	Alt. contr. centr. lock.	Foot brake	Drivers door opening sim.	Stop engine	Start engine	Comfort closure	Trunk release	All doors unlock	Driver door unlock	All doors lock	Turn signal control	Contr. of factory alarm	Contr.c.lock. when ign.is on		
1	2	3	4	5	6	7	8	9	10	11	12	13	14	15	1	2	3	4	5	6	7	8	1	2	3	4	5	6	7	8	9	10				
+	+	+	-	+	+	+	+	+	+	+	+	+	+	+	+	+	+	+	+	+	+	+	+	+	+	+	+	+	+	+	+	+				
Comments:																																				
Switches:																																				

LANCIA PHEDRA															year: 2007 →	(with factory alarm)	programme №: 143	from: 2013-04-18																		
connector 15 pin															connector 8 pin				connector 10 pin																	
OUT	OUT	OUT	OUT	OUT	OUT	OUT	OUT	OUT	OUT	OUT	OUT	OUT	OUT	OUT	+	-	CAN H	CAN L	CAN H	CAN L	OUT +/-	OUT +/-	OUT	IN	IN	IN	IN	IN	IN	IN	IN	IN				
Driver door sensor	Passengers door sensor	Trunk sense	Hood sense	Factory alarm++	Armed state	Lock factory remote	Unlock factory remote	Switches combination	Hand brake	Speed 10kmph	Engine run	Engine speed (RPM)	Ignition	Key in ignition	PWR +12V	GND	CAN1-H	CAN1-L	CAN2-H	CAN2-L	Alter. control blinkers	Alt. contr. centr. lock.	Foot brake	Drivers door opening sim.	Stop engine	Start engine	Comfort closure	Trunk release	All doors unlock	Driver door unlock	All doors lock	Turn signal control	Contr. of factory alarm	Contr.c.lock. when ign.is on		
1	2	3	4	5	6	7	8	9	10	11	12	13	14	15	1	2	3	4	5	6	7	8	1	2	3	4	5	6	7	8	9	10				
+	+	+	+	+	+	+	+	+	+	+	+	+	+	+	+	+	+	+	+	+	+	+	+	+	+	+	+	+	+	+	+	+				
Comments:															If the car does not have the manufacturer's alarm system, then the manufacturer's alarm system should be activated (switched on) through service/diagnostic computer, otherwise statuses "Factory system alarm", "Driver door sense", "Passang. door sense", "Trunk sense", "Hood sense" and function "Turn signal control" will not work.																					
Switches:																																				

LANCIA PHEDRA year: **2007** → (without factory alarm) programme N°: **193** from: **2013-04-18**

connector 15 pin															connector 8 pin								connector 10 pin											
OUT	OUT	OUT	OUT	OUT	OUT	OUT	OUT	OUT	OUT	OUT	OUT	OUT	OUT	OUT	+	-	CAN H	CAN L	CAN H	CAN L	OUT +/-	OUT +/-	OUT	IN	IN	IN	IN	IN	IN	IN	IN	IN	IN	IN
Driver door sensor	Passengers door sensor	Trunk sense	Hood sense	Factory alarm++	Armed state	Lock factory remote	Unlock factory remote	Switches combination	Hand brake	Speed 10kmph	Engine run	Engine speed (RPM)	Ignition	Key in ignition	PWR +12V	GND	CAN1-H	CAN1-L	CAN2-H	CAN2-L	Alter. control blinkers	Alt. contr. centr. lock.	Foot brake	Drivers door opening sim.	Stop engine	Start engine	Comfort closure	Trunk release	All doors unlock	Driver door unlock	All doors lock	Turn signal control		
1	2	3	4	5	6	7	8	9	10	11	12	13	14	15	1	2	3	4	5	6	7	8	1	2	3	4	5	6	7	8	9	10		
+	+	+	+	+	+	+	+	+	+	+	+	+	+	+	+	+	+	+	+	+	+	+	+	+	+	+	+	+	+	+	+	+		

Comments: If the car does not have the manufacturer's alarm system, then the manufacturer's alarm system should be activated (switched on) through service/diagnostic computer, otherwise status "Factory system alarm" and function "Turn signal control" will not work.

Switches:

LANCIA YPSILON year: **2011** → programme N°: **127** from: **2013-03-13**

connector 15 pin															connector 8 pin								connector 10 pin											
OUT	OUT	OUT	OUT	OUT	OUT	OUT	OUT	OUT	OUT	OUT	OUT	OUT	OUT	OUT	+	-	CAN H	CAN L	CAN H	CAN L	OUT +/-	OUT +/-	OUT	IN	IN	IN	IN	IN	IN	IN	IN	IN	IN	IN
Driver door sensor	Passengers door sensor	Trunk sense	Hood sense	Factory alarm++	Armed state	Lock factory remote	Unlock factory remote	Switches combination	Hand brake	Speed 10kmph	Engine run	Engine speed (RPM)	Ignition	Key in ignition	PWR +12V	GND	CAN1-H	CAN1-L	CAN2-H	CAN2-L	Alter. control blinkers	Alt. contr. centr. lock.	Foot brake	Drivers door opening sim.	Stop engine	Start engine	Comfort closure	Trunk release	All doors unlock	Driver door unlock	All doors lock	Turn signal control		
1	2	3	4	5	6	7	8	9	10	11	12	13	14	15	1	2	3	4	5	6	7	8	1	2	3	4	5	6	7	8	9	10		
+	+	+	+	+	+	+	+	+	+	+	+	+	+	+	+	+	+	+	+	+	+	+	+	+	+	+	+	+	+	+	+	+		

Comments:

Switches:

LANCIA YPSILON year: **2006** → programme N°: **129** from: **2013-07-03**

connector 15 pin															connector 8 pin								connector 10 pin											
OUT	OUT	OUT	OUT	OUT	OUT	OUT	OUT	OUT	OUT	OUT	OUT	OUT	OUT	OUT	+	-	CAN H	CAN L	CAN H	CAN L	OUT +/-	OUT +/-	OUT	IN	IN	IN	IN	IN	IN	IN	IN	IN	IN	IN
Driver door sensor	Passengers door sensor	Trunk sense	Hood sense	Factory alarm++	Armed state	Lock factory remote	Unlock factory remote	Switches combination	Hand brake	Speed 10kmph	Engine run	Engine speed (RPM)	Ignition	Key in ignition	PWR +12V	GND	CAN1-H	CAN1-L	CAN2-H	CAN2-L	Alter. control blinkers	Alt. contr. centr. lock.	Foot brake	Drivers door opening sim.	Stop engine	Start engine	Comfort closure	Trunk release	All doors unlock	Driver door unlock	All doors lock	Turn signal control		
1	2	3	4	5	6	7	8	9	10	11	12	13	14	15	1	2	3	4	5	6	7	8	1	2	3	4	5	6	7	8	9	10		
+	+	+	+	+	+	+	+	+	+	+	+	+	+	+	+	+	+	+	+	+	+	+	+	+	+	+	+	+	+	+	+	+		

Comments:

Switches:

LAND ROVER DEFENDER year: **2012** → programme N°: **447** from: **2013-10-21**

connector 15 pin															connector 8 pin								connector 10 pin											
OUT	OUT	OUT	OUT	OUT	OUT	OUT	OUT	OUT	OUT	OUT	OUT	OUT	OUT	OUT	+	-	CAN H	CAN L	CAN H	CAN L	OUT +/-	OUT +/-	OUT	IN	IN	IN	IN	IN	IN	IN	IN	IN	IN	IN
Driver door sensor	Passengers door sensor	Trunk sense	Hood sense	Factory alarm++	Armed state	Lock factory remote	Unlock factory remote	Switches combination	Hand brake	Speed 10kmph	Engine run	Engine speed (RPM)	Ignition	Key in ignition	PWR +12V	GND	CAN1-H	CAN1-L	CAN2-H	CAN2-L	Alter. control blinkers	Alt. contr. centr. lock.	Foot brake	Drivers door opening sim.	Stop engine	Start engine	Comfort closure	Trunk release	All doors unlock	Driver door unlock	All doors lock	Turn signal control		
1	2	3	4	5	6	7	8	9	10	11	12	13	14	15	1	2	3	4	5	6	7	8	1	2	3	4	5	6	7	8	9	10		
+	+	+	+	+	+	+	+	+	+	+	+	+	+	+	+	+	+	+	+	+	+	+	+	+	+	+	+	+	+	+	+	+		

Comments:

Switches:

LAND ROVER DISCOVERY 3 year: **2006** → programme N°: **199** from: **2013-03-13**

connector 15 pin															connector 8 pin								connector 10 pin											
OUT	OUT	OUT	OUT	OUT	OUT	OUT	OUT	OUT	OUT	OUT	OUT	OUT	OUT	OUT	+	-	CAN H	CAN L	CAN H	CAN L	OUT +/-	OUT +/-	OUT	IN	IN	IN	IN	IN	IN	IN	IN	IN	IN	IN
Driver door sensor	Passengers door sensor	Trunk sense	Hood sense	Factory alarm++	Armed state	Lock factory remote	Unlock factory remote	Switches combination	Hand brake	Speed 10kmph	Engine run	Engine speed (RPM)	Ignition	Key in ignition	PWR +12V	GND	CAN1-H	CAN1-L	CAN2-H	CAN2-L	Alter. control blinkers	Alt. contr. centr. lock.	Foot brake	Drivers door opening sim.	Stop engine	Start engine	Comfort closure	Trunk release	All doors unlock	Driver door unlock	All doors lock	Turn signal control		
1	2	3	4	5	6	7	8	9	10	11	12	13	14	15	1	2	3	4	5	6	7	8	1	2	3	4	5	6	7	8	9	10		
+	+	+	+	+	+	+	+	+	+	+	+	+	+	+	+	+	+	+	+	+	+	+	+	+	+	+	+	+	+	+	+	+		

Comments:

Switches:

LAND ROVER DISCOVERY 4

year: 2010 →

with and without Keyless System

programme №: 233

from: 2013-10-22

connector 15 pin														
OUT	OUT	OUT	OUT	OUT	OUT	OUT	OUT	OUT	OUT	OUT	OUT	OUT	OUT	OUT
Driver door sensor	Passengers door sensor	Trunk sense	Hood sense	Factory alarm++	Armed state	Lock factory remote	Unlock factory remote	Switches combination	Hand brake	Speed 10kmph	Engine run	Engine speed (RPM)	Ignition	Key in ignition
1	2	3	4	5	6	7	8	9	10	11	12	13	14	15
+	+	+	+	+	+	+	+	+	+	+	+	+	+	+

connector 8 pin							
+	-	CAN H	CAN L	CAN H	CAN L	OUT +/-	OUT +/-
PWR +12V	GND	CAN1-H	CAN1-L	CAN2-H	CAN2-L	Alter. control blinkers	Alt. contr. centr. lock.
1	2	3	4	5	6	7	8
+	+	+	+	+	+	+	+

connector 10 pin									
OUT	IN	IN	IN	IN	IN	IN	IN	IN	IN
Foot brake	Drivers door opening sim.	Stop engine	Start engine	Comfort closure	Trunk release	All doors unlock	Driver door unlock	All doors lock	Turn signal control
1	2	3	4	5	6	7	8	9	10
+	+	+	+	+	+	+	+	+	+

Contr. of factory alarm	Contr.c.lock. when ign.is on
-------------------------	------------------------------

Comments:

Switches:

LAND ROVER FREELANDER 2

year: 2013 →

with and without Keyless System

programme №: 446

from: 2013-10-21

connector 15 pin														
OUT	OUT	OUT	OUT	OUT	OUT	OUT	OUT	OUT	OUT	OUT	OUT	OUT	OUT	OUT
Driver door sensor	Passengers door sensor	Trunk sense	Hood sense	Factory alarm++	Armed state	Lock factory remote	Unlock factory remote	Switches combination	Hand brake	Speed 10kmph	Engine run	Engine speed (RPM)	Ignition	Key in ignition
1	2	3	4	5	6	7	8	9	10	11	12	13	14	15
+	+	+	+	+	+	+	+	+	+	+	+	+	+	+

connector 8 pin							
+	-	CAN H	CAN L	CAN H	CAN L	OUT +/-	OUT +/-
PWR +12V	GND	CAN1-H	CAN1-L	CAN2-H	CAN2-L	Alter. control blinkers	Alt. contr. centr. lock.
1	2	3	4	5	6	7	8
+	+	+	+	+	+	+	+

connector 10 pin									
OUT	IN	IN	IN	IN	IN	IN	IN	IN	IN
Foot brake	Drivers door opening sim.	Stop engine	Start engine	Comfort closure	Trunk release	All doors unlock	Driver door unlock	All doors lock	Turn signal control
1	2	3	4	5	6	7	8	9	10
+	+	+	+	+	+	+	+	+	+

Contr. of factory alarm	Contr.c.lock. when ign.is on
-------------------------	------------------------------

Comments: *Aletnativa control.

Switches:

LAND ROVER FREELANDER 2

year: 2007 →

with and without Keyless System

programme №: 214

from: 2013-07-04

connector 15 pin														
OUT	OUT	OUT	OUT	OUT	OUT	OUT	OUT	OUT	OUT	OUT	OUT	OUT	OUT	OUT
Driver door sensor	Passengers door sensor	Trunk sense	Hood sense	Factory alarm++	Armed state	Lock factory remote	Unlock factory remote	Switches combination	Hand brake	Speed 10kmph	Engine run	Engine speed (RPM)	Ignition	Key in ignition
1	2	3	4	5	6	7	8	9	10	11	12	13	14	15
+	+	+	+	+	+	+	+	+	+	+	+	+	+	+

connector 8 pin							
+	-	CAN H	CAN L	CAN H	CAN L	OUT +/-	OUT +/-
PWR +12V	GND	CAN1-H	CAN1-L	CAN2-H	CAN2-L	Alter. control blinkers	Alt. contr. centr. lock.
1	2	3	4	5	6	7	8
+	+	+	+	+	+	+	+

connector 10 pin									
OUT	IN	IN	IN	IN	IN	IN	IN	IN	IN
Foot brake	Drivers door opening sim.	Stop engine	Start engine	Comfort closure	Trunk release	All doors unlock	Driver door unlock	All doors lock	Turn signal control
1	2	3	4	5	6	7	8	9	10
+	+	+	+	+	+	+	+	+	+

Contr. of factory alarm	Contr.c.lock. when ign.is on
-------------------------	------------------------------

Comments:

Switches:

LAND ROVER LR2

year: 2007 →

with and without Keyless System

programme №: 214

from: 2013-07-04

connector 15 pin														
OUT	OUT	OUT	OUT	OUT	OUT	OUT	OUT	OUT	OUT	OUT	OUT	OUT	OUT	OUT
Driver door sensor	Passengers door sensor	Trunk sense	Hood sense	Factory alarm++	Armed state	Lock factory remote	Unlock factory remote	Switches combination	Hand brake	Speed 10kmph	Engine run	Engine speed (RPM)	Ignition	Key in ignition
1	2	3	4	5	6	7	8	9	10	11	12	13	14	15
+	+	+	+	+	+	+	+	+	+	+	+	+	+	+

connector 8 pin							
+	-	CAN H	CAN L	CAN H	CAN L	OUT +/-	OUT +/-
PWR +12V	GND	CAN1-H	CAN1-L	CAN2-H	CAN2-L	Alter. control blinkers	Alt. contr. centr. lock.
1	2	3	4	5	6	7	8
+	+	+	+	+	+	+	+

connector 10 pin									
OUT	IN	IN	IN	IN	IN	IN	IN	IN	IN
Foot brake	Drivers door opening sim.	Stop engine	Start engine	Comfort closure	Trunk release	All doors unlock	Driver door unlock	All doors lock	Turn signal control
1	2	3	4	5	6	7	8	9	10
+	+	+	+	+	+	+	+	+	+

Contr. of factory alarm	Contr.c.lock. when ign.is on
-------------------------	------------------------------

Comments:

Switches:

LAND ROVER RANGE ROVER Autobiography

year: 2013 →

with and without Keyless System

programme №: 233

from: 2013-06-20

connector 15 pin														
OUT	OUT	OUT	OUT	OUT	OUT	OUT	OUT	OUT	OUT	OUT	OUT	OUT	OUT	OUT
Driver door sensor	Passengers door sensor	Trunk sense	Hood sense	Factory alarm++	Armed state	Lock factory remote	Unlock factory remote	Switches combination	Hand brake	Speed 10kmph	Engine run	Engine speed (RPM)	Ignition	Key in ignition
1	2	3	4	5	6	7	8	9	10	11	12	13	14	15
+	+	+	+	+	+	+	+	+	+	+	+	+	+	+

connector 8 pin							
+	-	CAN H	CAN L	CAN H	CAN L	OUT +/-	OUT +/-
PWR +12V	GND	CAN1-H	CAN1-L	CAN2-H	CAN2-L	Alter. control blinkers	Alt. contr. centr. lock.
1	2	3	4	5	6	7	8
+	+	+	+	+	+	+	+

connector 10 pin									
OUT	IN	IN	IN	IN	IN	IN	IN	IN	IN
Foot brake	Drivers door opening sim.	Stop engine	Start engine	Comfort closure	Trunk release	All doors unlock	Driver door unlock	All doors lock	Turn signal control
1	2	3	4	5	6	7	8	9	10
+	+	+	+	+	+	+	+	+	+

Contr. of factory alarm	Contr.c.lock. when ign.is on
-------------------------	------------------------------

Comments:

Switches:

LAND ROVER RANGE ROVER Autobiography

year: 2011 →

with and without Keyless System

programme No: 233

from: 2013-06-20

connector 15 pin														
OUT	OUT	OUT	OUT	OUT	OUT	OUT	OUT	OUT	OUT	OUT	OUT	OUT	OUT	OUT
Driver door sensor	Passengers door sensor	Trunk sense	Hood sense	Factory alarm++	Armed state	Lock factory remote	Unlock factory remote	Switches combination	Hand brake	Speed 10kmph	Engine run	Engine speed (RPM)	Ignition	Key in ignition
1	2	3	4	5	6	7	8	9	10	11	12	13	14	15
+	+	+	+	+	+	+	+	+	+	+	+	+	+	+

connector 8 pin							
+	-	CAN H	CAN L	CAN H	CAN L	OUT +/-	OUT +/-
PWR +12V	GND	CAN1-H	CAN1-L	CAN2-H	CAN2-L	Alter. control blinkers	Alt. contr. centr. lock.
1	2	3	4	5	6	7	8
+	+	+	+	+	+	+	+

connector 10 pin									
OUT	IN	IN	IN	IN	IN	IN	IN	IN	IN
Foot brake	Drivers door opening sim.	Stop engine	Start engine	Comfort closure	Trunk release	All doors unlock	Driver door unlock	All doors lock	Turn signal control
1	2	3	4	5	6	7	8	9	10
+	+	+	+	+	+	+	+	+	+

Contr. of factory alarm	Contr.c.lock. when ign.is on
-------------------------	------------------------------

Comments:

Switches:

LAND ROVER RANGE ROVER EVOQUE

year: 2011 →

with and without Keyless System

programme No: 446

from: 2013-10-21

connector 15 pin														
OUT	OUT	OUT	OUT	OUT	OUT	OUT	OUT	OUT	OUT	OUT	OUT	OUT	OUT	OUT
Driver door sensor	Passengers door sensor	Trunk sense	Hood sense	Factory alarm++	Armed state	Lock factory remote	Unlock factory remote	Switches combination	Hand brake	Speed 10kmph	Engine run	Engine speed (RPM)	Ignition	Key in ignition
1	2	3	4	5	6	7	8	9	10	11	12	13	14	15
+	+	+	+	+	+	+	+	+	+	+	+	+	+	+

connector 8 pin							
+	-	CAN H	CAN L	CAN H	CAN L	OUT +/-	OUT +/-
PWR +12V	GND	CAN1-H	CAN1-L	CAN2-H	CAN2-L	Alter. control blinkers	Alt. contr. centr. lock.
1	2	3	4	5	6	7	8
+	+	+	+	+	+	+	+

connector 10 pin									
OUT	IN	IN	IN	IN	IN	IN	IN	IN	IN
Foot brake	Drivers door opening sim.	Stop engine	Start engine	Comfort closure	Trunk release	All doors unlock	Driver door unlock	All doors lock	Turn signal control
1	2	3	4	5	6	7	8	9	10
+	+	+	+	+	+	+	+	+	+

Contr. of factory alarm	Contr.c.lock. when ign.is on
-------------------------	------------------------------

Comments: *Aletntrative control.

Switches:

LAND ROVER RANGE ROVER HSE

year: 2006 →

with and without Keyless System

programme No: 213

from: 2013-03-13

connector 15 pin														
OUT	OUT	OUT	OUT	OUT	OUT	OUT	OUT	OUT	OUT	OUT	OUT	OUT	OUT	OUT
Driver door sensor	Passengers door sensor	Trunk sense	Hood sense	Factory alarm++	Armed state	Lock factory remote	Unlock factory remote	Switches combination	Hand brake	Speed 10kmph	Engine run	Engine speed (RPM)	Ignition	Key in ignition
1	2	3	4	5	6	7	8	9	10	11	12	13	14	15
+	+	+	+	+	+	+	+	+	+	+	+	+	+	+

connector 8 pin							
+	-	CAN H	CAN L	CAN H	CAN L	OUT +/-	OUT +/-
PWR +12V	GND	CAN1-H	CAN1-L	CAN2-H	CAN2-L	Alter. control blinkers	Alt. contr. centr. lock.
1	2	3	4	5	6	7	8
+	+	+	+	+	+	+	+

connector 10 pin									
OUT	IN	IN	IN	IN	IN	IN	IN	IN	IN
Foot brake	Drivers door opening sim.	Stop engine	Start engine	Comfort closure	Trunk release	All doors unlock	Driver door unlock	All doors lock	Turn signal control
1	2	3	4	5	6	7	8	9	10
+	+	+	+	+	+	+	+	+	+

Contr. of factory alarm	Contr.c.lock. when ign.is on
-------------------------	------------------------------

Comments:

Switches:

LAND ROVER RANGE ROVER SPORT

year: 2010 →

with and without Keyless System

programme No: 233

from: 2013-06-20

connector 15 pin														
OUT	OUT	OUT	OUT	OUT	OUT	OUT	OUT	OUT	OUT	OUT	OUT	OUT	OUT	OUT
Driver door sensor	Passengers door sensor	Trunk sense	Hood sense	Factory alarm++	Armed state	Lock factory remote	Unlock factory remote	Switches combination	Hand brake	Speed 10kmph	Engine run	Engine speed (RPM)	Ignition	Key in ignition
1	2	3	4	5	6	7	8	9	10	11	12	13	14	15
+	+	+	+	+	+	+	+	+	+	+	+	+	+	+

connector 8 pin							
+	-	CAN H	CAN L	CAN H	CAN L	OUT +/-	OUT +/-
PWR +12V	GND	CAN1-H	CAN1-L	CAN2-H	CAN2-L	Alter. control blinkers	Alt. contr. centr. lock.
1	2	3	4	5	6	7	8
+	+	+	+	+	+	+	+

connector 10 pin									
OUT	IN	IN	IN	IN	IN	IN	IN	IN	IN
Foot brake	Drivers door opening sim.	Stop engine	Start engine	Comfort closure	Trunk release	All doors unlock	Driver door unlock	All doors lock	Turn signal control
1	2	3	4	5	6	7	8	9	10
+	+	+	+	+	+	+	+	+	+

Contr. of factory alarm	Contr.c.lock. when ign.is on
-------------------------	------------------------------

Comments:

Switches:

LAND ROVER RANGE ROVER SPORT

year: 2006 →

with and without Keyless System

programme No: 199

from: 2013-03-13

connector 15 pin														
OUT	OUT	OUT	OUT	OUT	OUT	OUT	OUT	OUT	OUT	OUT	OUT	OUT	OUT	OUT
Driver door sensor	Passengers door sensor	Trunk sense	Hood sense	Factory alarm++	Armed state	Lock factory remote	Unlock factory remote	Switches combination	Hand brake	Speed 10kmph	Engine run	Engine speed (RPM)	Ignition	Key in ignition
1	2	3	4	5	6	7	8	9	10	11	12	13	14	15
+	+	+	+	+	+	+	+	+	+	+	+	+	+	+

connector 8 pin							
+	-	CAN H	CAN L	CAN H	CAN L	OUT +/-	OUT +/-
PWR +12V	GND	CAN1-H	CAN1-L	CAN2-H	CAN2-L	Alter. control blinkers	Alt. contr. centr. lock.
1	2	3	4	5	6	7	8
+	+	+	+	+	+	+	+

connector 10 pin									
OUT	IN	IN	IN	IN	IN	IN	IN	IN	IN
Foot brake	Drivers door opening sim.	Stop engine	Start engine	Comfort closure	Trunk release	All doors unlock	Driver door unlock	All doors lock	Turn signal control
1	2	3	4	5	6	7	8	9	10
+	+	+	+	+	+	+	+	+	+

Contr. of factory alarm	Contr.c.lock. when ign.is on
-------------------------	------------------------------

Comments:

Switches:

LAND ROVER RANGE ROVER Sport Autobiography															year: 2014 →	with and without Keyless System								programme No: 445	from: 2013-10-21											
connector 15 pin															connector 8 pin								connector 10 pin													
OUT	OUT	OUT	OUT	OUT	OUT	OUT	OUT	OUT	OUT	OUT	OUT	OUT	OUT	OUT	+	-	CAN H	CAN L	CAN H	CAN L	OUT +/-	OUT +/-	OUT	IN	IN	IN	IN	IN	IN	IN	IN	IN	IN	IN	Contr. of factory alarm	Contr.c.lock. when ign.is on
Driver door sensor	Passengers door sensor	Trunk sense	Hood sense	Factory alarm++	Armed state	Lock factory remote	Unlock factory remote	Switches combination	Hand brake	Speed 10kmph	Engine run	Engine speed (RPM)	Ignition	Key in ignition	PWR +12V	GND	CAN1-H	CAN1-L	CAN2-H	CAN2-L	Alter. control blinkers	Alt. contr. centr. lock.	Foot brake	Drivers door opening sim.	Stop engine	Start engine	Comfort closure	Trunk release	All doors unlock	Driver door unlock	All doors lock	Turn signal control				
1	2	3	4	5	6	7	8	9	10	11	12	13	14	15	1	2	3	4	5	6	7	8	1	2	3	4	5	6	7	8	9	10				
+	+	+	+	+	+	+	+	+	+	+	+	+	+	+	+	+	+	+	+	+	+	+	+	+	+	+	+	+	+	+	+	+				
Comments:															*Alternative control.																					
Switches:																																				

LAND ROVER RANGE ROVER Supercharged															year: 2010 →	with and without Keyless System								programme No: 233	from: 2013-06-20											
connector 15 pin															connector 8 pin								connector 10 pin													
OUT	OUT	OUT	OUT	OUT	OUT	OUT	OUT	OUT	OUT	OUT	OUT	OUT	OUT	OUT	+	-	CAN H	CAN L	CAN H	CAN L	OUT +/-	OUT +/-	OUT	IN	IN	IN	IN	IN	IN	IN	IN	IN	IN	IN	Contr. of factory alarm	Contr.c.lock. when ign.is on
Driver door sensor	Passengers door sensor	Trunk sense	Hood sense	Factory alarm++	Armed state	Lock factory remote	Unlock factory remote	Switches combination	Hand brake	Speed 10kmph	Engine run	Engine speed (RPM)	Ignition	Key in ignition	PWR +12V	GND	CAN1-H	CAN1-L	CAN2-H	CAN2-L	Alter. control blinkers	Alt. contr. centr. lock.	Foot brake	Drivers door opening sim.	Stop engine	Start engine	Comfort closure	Trunk release	All doors unlock	Driver door unlock	All doors lock	Turn signal control				
1	2	3	4	5	6	7	8	9	10	11	12	13	14	15	1	2	3	4	5	6	7	8	1	2	3	4	5	6	7	8	9	10				
+	+	+	+	+	+	+	+	+	+	+	+	+	+	+	+	+	+	+	+	+	+	+	+	+	+	+	+	+	+	+	+	+				
Comments:																																				
Switches:																																				



LAND ROVER RANGE ROVER Supercharged															year: 2006 →	with and without Keyless System								programme No: 213	from: 2013-03-13											
connector 15 pin															connector 8 pin								connector 10 pin													
OUT	OUT	OUT	OUT	OUT	OUT	OUT	OUT	OUT	OUT	OUT	OUT	OUT	OUT	OUT	+	-	CAN H	CAN L	CAN H	CAN L	OUT +/-	OUT +/-	OUT	IN	IN	IN	IN	IN	IN	IN	IN	IN	IN	IN	Contr. of factory alarm	Contr.c.lock. when ign.is on
Driver door sensor	Passengers door sensor	Trunk sense	Hood sense	Factory alarm++	Armed state	Lock factory remote	Unlock factory remote	Switches combination	Hand brake	Speed 10kmph	Engine run	Engine speed (RPM)	Ignition	Key in ignition	PWR +12V	GND	CAN1-H	CAN1-L	CAN2-H	CAN2-L	Alter. control blinkers	Alt. contr. centr. lock.	Foot brake	Drivers door opening sim.	Stop engine	Start engine	Comfort closure	Trunk release	All doors unlock	Driver door unlock	All doors lock	Turn signal control				
1	2	3	4	5	6	7	8	9	10	11	12	13	14	15	1	2	3	4	5	6	7	8	1	2	3	4	5	6	7	8	9	10				
+	+	+	+	+	+	+	+	+	+	+	+	+	+	+	+	+	+	+	+	+	+	+	+	+	+	+	+	+	+	+	+	+				
Comments:																																				
Switches:																																				

LAND ROVER RANGE ROVER Vogue															year: 2010 →	with and without Keyless System								programme No: 233	from: 2013-06-20											
connector 15 pin															connector 8 pin								connector 10 pin													
OUT	OUT	OUT	OUT	OUT	OUT	OUT	OUT	OUT	OUT	OUT	OUT	OUT	OUT	OUT	+	-	CAN H	CAN L	CAN H	CAN L	OUT +/-	OUT +/-	OUT	IN	IN	IN	IN	IN	IN	IN	IN	IN	IN	IN	Contr. of factory alarm	Contr.c.lock. when ign.is on
Driver door sensor	Passengers door sensor	Trunk sense	Hood sense	Factory alarm++	Armed state	Lock factory remote	Unlock factory remote	Switches combination	Hand brake	Speed 10kmph	Engine run	Engine speed (RPM)	Ignition	Key in ignition	PWR +12V	GND	CAN1-H	CAN1-L	CAN2-H	CAN2-L	Alter. control blinkers	Alt. contr. centr. lock.	Foot brake	Drivers door opening sim.	Stop engine	Start engine	Comfort closure	Trunk release	All doors unlock	Driver door unlock	All doors lock	Turn signal control				
1	2	3	4	5	6	7	8	9	10	11	12	13	14	15	1	2	3	4	5	6	7	8	1	2	3	4	5	6	7	8	9	10				
+	+	+	+	+	+	+	+	+	+	+	+	+	+	+	+	+	+	+	+	+	+	+	+	+	+	+	+	+	+	+	+	+				
Comments:																																				
Switches:																																				

LAND ROVER RANGE ROVER Vogue															year: 2006 →	with and without Keyless System								programme No: 213	from: 2013-03-13											
connector 15 pin															connector 8 pin								connector 10 pin													
OUT	OUT	OUT	OUT	OUT	OUT	OUT	OUT	OUT	OUT	OUT	OUT	OUT	OUT	OUT	+	-	CAN H	CAN L	CAN H	CAN L	OUT +/-	OUT +/-	OUT	IN	IN	IN	IN	IN	IN	IN	IN	IN	IN	IN	Contr. of factory alarm	Contr.c.lock. when ign.is on
Driver door sensor	Passengers door sensor	Trunk sense	Hood sense	Factory alarm++	Armed state	Lock factory remote	Unlock factory remote	Switches combination	Hand brake	Speed 10kmph	Engine run	Engine speed (RPM)	Ignition	Key in ignition	PWR +12V	GND	CAN1-H	CAN1-L	CAN2-H	CAN2-L	Alter. control blinkers	Alt. contr. centr. lock.	Foot brake	Drivers door opening sim.	Stop engine	Start engine	Comfort closure	Trunk release	All doors unlock	Driver door unlock	All doors lock	Turn signal control				
1	2	3	4	5	6	7	8	9	10	11	12	13	14	15	1	2	3	4	5	6	7	8	1	2	3	4	5	6	7	8	9	10				
+	+	+	+	+	+	+	+	+	+	+	+	+	+	+	+	+	+	+	+	+	+	+	+	+	+	+	+	+	+	+	+	+				
Comments:																																				
Switches:																																				



LEXUS CT															year: 2011 →	with and without Keyless System								programme №: 138	from: 2013-09-12									
connector 15 pin															connector 8 pin								connector 10 pin											
OUT	OUT	OUT	OUT	OUT	OUT	OUT	OUT	OUT	OUT	OUT	OUT	OUT	OUT	OUT	+	-	CAN H	CAN L	CAN H	CAN L	OUT +/-	OUT +/-	OUT	IN	IN	IN	IN	IN	IN	IN	IN	IN	IN	IN
Driver door sensor	Passengers door sensor	Trunk sense	Hood sense	Factory alarm++	Armed state	Lock factory remote	Unlock factory remote	Switches combination	Hand brake	Speed 10kmph	Engine run	Engine speed (RPM)	Ignition	Key in ignition	PWR +12V	GND	CAN1-H	CAN1-L	CAN2-H	CAN2-L	Alter. control blinkers	Alt. contr. centr. lock.	Foot brake	Drivers door opening sim.	Stop engine	Start engine	Comfort closure	Trunk release	All doors unlock	Driver door unlock	All doors lock	Turn signal control		
1	2	3	4	5	6	7	8	9	10	11	12	13	14	15	1	2	3	4	5	6	7	8	1	2	3	4	5	6	7	8	9	10		
+	+	+	+	+	+	+	+	+	+	+	+	+	+	+	+	+	+	+	-	-	+	+	+	+	+	+	+	+	+	+	+	+		

Comments: When the car is closed with factory remote control, the functions "All doors unlock" & "Driver door unlock" does not work. A module controls the car windows witch are marked on driver's door with the letter "A".

Switches:  



LEXUS ES															year: 2007 →	with and without Keyless System								programme №: 138	from: 2013-09-12									
connector 15 pin															connector 8 pin								connector 10 pin											
OUT	OUT	OUT	OUT	OUT	OUT	OUT	OUT	OUT	OUT	OUT	OUT	OUT	OUT	OUT	+	-	CAN H	CAN L	CAN H	CAN L	OUT +/-	OUT +/-	OUT	IN	IN	IN	IN	IN	IN	IN	IN	IN	IN	IN
Driver door sensor	Passengers door sensor	Trunk sense	Hood sense	Factory alarm++	Armed state	Lock factory remote	Unlock factory remote	Switches combination	Hand brake	Speed 10kmph	Engine run	Engine speed (RPM)	Ignition	Key in ignition	PWR +12V	GND	CAN1-H	CAN1-L	CAN2-H	CAN2-L	Alter. control blinkers	Alt. contr. centr. lock.	Foot brake	Drivers door opening sim.	Stop engine	Start engine	Comfort closure	Trunk release	All doors unlock	Driver door unlock	All doors lock	Turn signal control		
1	2	3	4	5	6	7	8	9	10	11	12	13	14	15	1	2	3	4	5	6	7	8	1	2	3	4	5	6	7	8	9	10		
+	+	+	+	+	+	+	+	+	+	+	+	+	+	+	+	+	+	+	-	-	+	+	+	+	+	+	+	+	+	+	+	+		

Comments: When the car is closed with factory remote control, the functions "All doors unlock" & "Driver door unlock" does not work. A module controls the car windows witch are marked on driver's door with the letter "A".

Switches:  



LEXUS GS															year: 2012 →	with and without Keyless System								programme №: 338	from: 2013-04-10									
connector 15 pin															connector 8 pin								connector 10 pin											
OUT	OUT	OUT	OUT	OUT	OUT	OUT	OUT	OUT	OUT	OUT	OUT	OUT	OUT	OUT	+	-	CAN H	CAN L	CAN H	CAN L	OUT +/-	OUT +/-	OUT	IN	IN	IN	IN	IN	IN	IN	IN	IN	IN	IN
Driver door sensor	Passengers door sensor	Trunk sense	Hood sense	Factory alarm++	Armed state	Lock factory remote	Unlock factory remote	Switches combination	Hand brake	Speed 10kmph	Engine run	Engine speed (RPM)	Ignition	Key in ignition	PWR +12V	GND	CAN1-H	CAN1-L	CAN2-H	CAN2-L	Alter. control blinkers	Alt. contr. centr. lock.	Foot brake	Drivers door opening sim.	Stop engine	Start engine	Comfort closure	Trunk release	All doors unlock	Driver door unlock	All doors lock	Turn signal control		
1	2	3	4	5	6	7	8	9	10	11	12	13	14	15	1	2	3	4	5	6	7	8	1	2	3	4	5	6	7	8	9	10		
+	+	+	+	+	+	+	+	+	+	+	+	+	+	+	+	+	+	+	-	-	+	+	+	+	+	+	+	+	+	+	+	+		

Comments: When the car is closed with factory remote control, the functions "All doors unlock" & "Driver door unlock" does not work. A module controls the car windows witch are marked on driver's door with the letter "A".

Switches:  



LEXUS GS															year: 2006 →	with and without Keyless System								programme №: 181	from: 2013-03-13									
connector 15 pin															connector 8 pin								connector 10 pin											
OUT	OUT	OUT	OUT	OUT	OUT	OUT	OUT	OUT	OUT	OUT	OUT	OUT	OUT	OUT	+	-	CAN H	CAN L	CAN H	CAN L	OUT +/-	OUT +/-	OUT	IN	IN	IN	IN	IN	IN	IN	IN	IN	IN	IN
Driver door sensor	Passengers door sensor	Trunk sense	Hood sense	Factory alarm++	Armed state	Lock factory remote	Unlock factory remote	Switches combination	Hand brake	Speed 10kmph	Engine run	Engine speed (RPM)	Ignition	Key in ignition	PWR +12V	GND	CAN1-H	CAN1-L	CAN2-H	CAN2-L	Alter. control blinkers	Alt. contr. centr. lock.	Foot brake	Drivers door opening sim.	Stop engine	Start engine	Comfort closure	Trunk release	All doors unlock	Driver door unlock	All doors lock	Turn signal control		
1	2	3	4	5	6	7	8	9	10	11	12	13	14	15	1	2	3	4	5	6	7	8	1	2	3	4	5	6	7	8	9	10		
+	+	+	+	+	+	+	+	+	+	+	+	+	+	+	+	+	+	+	-	-	+	+	+	+	+	+	+	+	+	+	+	+		

Comments: "Factory system alarm" & "Armed state" statuses work correctly after 30 seconds from the closing of the car by factory remote control (earlier opening of the doors equates to opening the car by factory remote control).

Switches:  

LEXUS GX															year: 2010 →	with and without Keyless System								programme №: 138	from: 2013-09-12									
connector 15 pin															connector 8 pin								connector 10 pin											
OUT	OUT	OUT	OUT	OUT	OUT	OUT	OUT	OUT	OUT	OUT	OUT	OUT	OUT	OUT	+	-	CAN H	CAN L	CAN H	CAN L	OUT +/-	OUT +/-	OUT	IN	IN	IN	IN	IN	IN	IN	IN	IN	IN	IN
Driver door sensor	Passengers door sensor	Trunk sense	Hood sense	Factory alarm++	Armed state	Lock factory remote	Unlock factory remote	Switches combination	Hand brake	Speed 10kmph	Engine run	Engine speed (RPM)	Ignition	Key in ignition	PWR +12V	GND	CAN1-H	CAN1-L	CAN2-H	CAN2-L	Alter. control blinkers	Alt. contr. centr. lock.	Foot brake	Drivers door opening sim.	Stop engine	Start engine	Comfort closure	Trunk release	All doors unlock	Driver door unlock	All doors lock	Turn signal control		
1	2	3	4	5	6	7	8	9	10	11	12	13	14	15	1	2	3	4	5	6	7	8	1	2	3	4	5	6	7	8	9	10		
+	+	+	+	+	+	+	+	+	+	+	+	+	+	+	+	+	+	+	-	-	+	+	+	+	+	+	+	+	+	+	+	+		

Comments: When the car is closed with factory remote control, the functions "All doors unlock" & "Driver door unlock" does not work. A module controls the car windows witch are marked on driver's door with the letter "A".

Switches:  

LEXUS IS															year: 2006 →								with and without Keyless System								programme №: 181								from: 2013-03-13	
connector 15 pin															connector 8 pin								connector 10 pin																	
OUT	OUT	OUT	OUT	OUT	OUT	OUT	OUT	OUT	OUT	OUT	OUT	OUT	OUT	OUT	+	-	CAN H	CAN L	CAN H	CAN L	OUT +/-	OUT +/-	OUT	IN	IN	IN	IN	IN	IN	IN	IN	IN	IN	IN						
Driver door sensor	Passengers door sensor	Trunk sense	Hood sense	Factory alarm++	Armed state	Lock factory remote	Unlock factory remote	Switches combination	Hand brake	Speed 10kmph	Engine run	Engine speed (RPM)	Ignition	Key in ignition	PWR +12V	GND	CAN1-H	CAN1-L	CAN2-H	CAN2-L	Alter. control blinkers	Alt. contr. centr. lock.	Foot brake	Drivers door opening sim.	Stop engine	Start engine	Comfort closure	Trunk release	All doors unlock	Driver door unlock	All doors lock	Turn signal control	Contr. of factory alarm	Contr.c.lock. when ign.is on						
1	2	3	4	5	6	7	8	9	10	11	12	13	14	15	1	2	3	4	5	6	7	8	1	2	3	4	5	6	7	8	9	10								
+	+	+	-	+	+	+	+	+	+	+	+	+	+	+	+	+	+	+	-	-	+	+	+	+	+	+	+	+	+	+	+	+								
Comments:															"Factory system alarm" & "Armed state" statuses work correctly after 30 seconds from the closing of the car by factory remote control (earlier opening of the doors equates to opening the car by factory remote control).																									
Switches:															<input checked="" type="checkbox"/> <input checked="" type="checkbox"/>																									

LEXUS LS															year: 2010 →								with and without Keyless System								programme №: 251								from: 2013-03-13	
connector 15 pin															connector 8 pin								connector 10 pin																	
OUT	OUT	OUT	OUT	OUT	OUT	OUT	OUT	OUT	OUT	OUT	OUT	OUT	OUT	OUT	+	-	CAN H	CAN L	CAN H	CAN L	OUT +/-	OUT +/-	OUT	IN	IN	IN	IN	IN	IN	IN	IN	IN	IN	IN						
Driver door sensor	Passengers door sensor	Trunk sense	Hood sense	Factory alarm++	Armed state	Lock factory remote	Unlock factory remote	Switches combination	Hand brake	Speed 10kmph	Engine run	Engine speed (RPM)	Ignition	Key in ignition	PWR +12V	GND	CAN1-H	CAN1-L	CAN2-H	CAN2-L	Alter. control blinkers	Alt. contr. centr. lock.	Foot brake	Drivers door opening sim.	Stop engine	Start engine	Comfort closure	Trunk release	All doors unlock	Driver door unlock	All doors lock	Turn signal control	Contr. of factory alarm	Contr.c.lock. when ign.is on						
1	2	3	4	5	6	7	8	9	10	11	12	13	14	15	1	2	3	4	5	6	7	8	1	2	3	4	5	6	7	8	9	10								
+	+	+	+	+	+	+	+	+	+	+	+	+	+	+	+	+	+	+	-	-	+	+	+	+	+	+	+	+	+	+	+	+								
Comments:																																								
Switches:															<input checked="" type="checkbox"/> <input checked="" type="checkbox"/>																									

LEXUS LS															year: 2006 →								with and without Keyless System								programme №: 251								from: 2013-03-13	
connector 15 pin															connector 8 pin								connector 10 pin																	
OUT	OUT	OUT	OUT	OUT	OUT	OUT	OUT	OUT	OUT	OUT	OUT	OUT	OUT	OUT	+	-	CAN H	CAN L	CAN H	CAN L	OUT +/-	OUT +/-	OUT	IN	IN	IN	IN	IN	IN	IN	IN	IN	IN	IN						
Driver door sensor	Passengers door sensor	Trunk sense	Hood sense	Factory alarm++	Armed state	Lock factory remote	Unlock factory remote	Switches combination	Hand brake	Speed 10kmph	Engine run	Engine speed (RPM)	Ignition	Key in ignition	PWR +12V	GND	CAN1-H	CAN1-L	CAN2-H	CAN2-L	Alter. control blinkers	Alt. contr. centr. lock.	Foot brake	Drivers door opening sim.	Stop engine	Start engine	Comfort closure	Trunk release	All doors unlock	Driver door unlock	All doors lock	Turn signal control	Contr. of factory alarm	Contr.c.lock. when ign.is on						
1	2	3	4	5	6	7	8	9	10	11	12	13	14	15	1	2	3	4	5	6	7	8	1	2	3	4	5	6	7	8	9	10								
+	+	+	+	+	+	+	+	+	+	+	+	+	+	+	+	+	+	+	-	-	+	+	+	+	+	+	+	+	+	+	+	+								
Comments:																																								
Switches:															<input checked="" type="checkbox"/> <input checked="" type="checkbox"/>																									

LEXUS LX															year: 2012 →								with and without Keyless System								programme №: 138								from: 2013-09-12	
connector 15 pin															connector 8 pin								connector 10 pin																	
OUT	OUT	OUT	OUT	OUT	OUT	OUT	OUT	OUT	OUT	OUT	OUT	OUT	OUT	OUT	+	-	CAN H	CAN L	CAN H	CAN L	OUT +/-	OUT +/-	OUT	IN	IN	IN	IN	IN	IN	IN	IN	IN	IN	IN						
Driver door sensor	Passengers door sensor	Trunk sense	Hood sense	Factory alarm++	Armed state	Lock factory remote	Unlock factory remote	Switches combination	Hand brake	Speed 10kmph	Engine run	Engine speed (RPM)	Ignition	Key in ignition	PWR +12V	GND	CAN1-H	CAN1-L	CAN2-H	CAN2-L	Alter. control blinkers	Alt. contr. centr. lock.	Foot brake	Drivers door opening sim.	Stop engine	Start engine	Comfort closure	Trunk release	All doors unlock	Driver door unlock	All doors lock	Turn signal control	Contr. of factory alarm	Contr.c.lock. when ign.is on						
1	2	3	4	5	6	7	8	9	10	11	12	13	14	15	1	2	3	4	5	6	7	8	1	2	3	4	5	6	7	8	9	10								
+	+	+	+	+	+	+	+	+	+	+	+	+	+	+	+	+	+	+	-	-	+	+	+	+	+	+	+	+	+	+	+	+								
Comments:															When the car is closed with factory remote control, "All doors unlock" & "Driver door unlock" function does not work. A module controls the car windows witch are marked on driver's door with the letter "A".																									
Switches:															<input checked="" type="checkbox"/> <input checked="" type="checkbox"/>																									

LEXUS LX															year: 2008 →								with and without Keyless System								programme №: 138								from: 2013-09-12	
connector 15 pin															connector 8 pin								connector 10 pin																	
OUT	OUT	OUT	OUT	OUT	OUT	OUT	OUT	OUT	OUT	OUT	OUT	OUT	OUT	OUT	+	-	CAN H	CAN L	CAN H	CAN L	OUT +/-	OUT +/-	OUT	IN	IN	IN	IN	IN	IN	IN	IN	IN	IN	IN						
Driver door sensor	Passengers door sensor	Trunk sense	Hood sense	Factory alarm++	Armed state	Lock factory remote	Unlock factory remote	Switches combination	Hand brake	Speed 10kmph	Engine run	Engine speed (RPM)	Ignition	Key in ignition	PWR +12V	GND	CAN1-H	CAN1-L	CAN2-H	CAN2-L	Alter. control blinkers	Alt. contr. centr. lock.	Foot brake	Drivers door opening sim.	Stop engine	Start engine	Comfort closure	Trunk release	All doors unlock	Driver door unlock	All doors lock	Turn signal control	Contr. of factory alarm	Contr.c.lock. when ign.is on						
1	2	3	4	5	6	7	8	9	10	11	12	13	14	15	1	2	3	4	5	6	7	8	1	2	3	4	5	6	7	8	9	10								
+	+	+	+	+	+	+	+	+	+	+	+	+	+	+	+	+	+	+	-	-	+	+	+	+	+	+	+	+	+	+	+	+								
Comments:															When the car is closed with factory remote control, "All doors unlock" & "Driver door unlock" function does not work. A module controls the car windows witch are marked on driver's door with the letter "A".																									
Switches:															<input checked="" type="checkbox"/> <input checked="" type="checkbox"/>																									

LEXUS RX															year: 2010 →	with and without Keyless System	programme No: 138	from: 2013-09-12																		
connector 15 pin															connector 8 pin								connector 10 pin													
OUT	OUT	OUT	OUT	OUT	OUT	OUT	OUT	OUT	OUT	OUT	OUT	OUT	OUT	OUT	+	-	CAN H	CAN L	CAN H	CAN L	OUT +/-	OUT +/-	OUT	IN	IN	IN	IN	IN	IN	IN	IN	IN	IN	+	+	
Driver door sensor	Passengers door sensor	Trunk sense	Hood sense	Factory alarm++	Armed state	Lock factory remote	Unlock factory remote	Switches combination	Hand brake	Speed 10kmph	Engine run	Engine speed (RPM)	Ignition	Key in ignition	PWR +12V	GND	CAN1-H	CAN1-L	CAN2-H	CAN2-L	Alter. control blinkers	Alt. contr. centr. lock.	Foot brake	Drivers door opening sim.	Stop engine	Start engine	Comfort closure	Trunk release	All doors unlock	Driver door unlock	All doors lock	Turn signal control	Contr. of factory alarm	Contr.c.lock. when ign.is on		
1	2	3	4	5	6	7	8	9	10	11	12	13	14	15	1	2	3	4	5	6	7	8	1	2	3	4	5	6	7	8	9	10	+	+		
Comments:															When the car is closed with factory remote control, "All doors unlock" & "Driver door unlock" function does not work. A module controls the car windows with are marked on driver's door with the letter "A".																					
Switches:															<input checked="" type="checkbox"/> <input checked="" type="checkbox"/> <input checked="" type="checkbox"/>																					

LEXUS RX															year: 2010 →	with Keyless System only	programme No: 226	from: 2013-03-13																		
connector 15 pin															connector 8 pin								connector 10 pin													
OUT	OUT	OUT	OUT	OUT	OUT	OUT	OUT	OUT	OUT	OUT	OUT	OUT	OUT	OUT	+	-	CAN H	CAN L	CAN H	CAN L	OUT +/-	OUT +/-	OUT	IN	IN	IN	IN	IN	IN	IN	IN	IN	IN	+	+	
Driver door sensor	Passengers door sensor	Trunk sense	Hood sense	Factory alarm++	Armed state	Lock factory remote	Unlock factory remote	Switches combination	Hand brake	Speed 10kmph	Engine run	Engine speed (RPM)	Ignition	Key in ignition	PWR +12V	GND	CAN1-H	CAN1-L	CAN2-H	CAN2-L	Alter. control blinkers	Alt. contr. centr. lock.	Foot brake	Drivers door opening sim.	Stop engine	Start engine	Comfort closure	Trunk release	All doors unlock	Driver door unlock	All doors lock	Turn signal control	Contr. of factory alarm	Contr.c.lock. when ign.is on		
1	2	3	4	5	6	7	8	9	10	11	12	13	14	15	1	2	3	4	5	6	7	8	1	2	3	4	5	6	7	8	9	10	+	+		
Comments:																																				
Switches:															<input checked="" type="checkbox"/> <input checked="" type="checkbox"/> <input checked="" type="checkbox"/>																					

MAYBACH 62															year: 2005 →	with and without Keyless System	programme No: 188	from: 2013-03-13																		
connector 15 pin															connector 8 pin								connector 10 pin													
OUT	OUT	OUT	OUT	OUT	OUT	OUT	OUT	OUT	OUT	OUT	OUT	OUT	OUT	OUT	+	-	CAN H	CAN L	CAN H	CAN L	OUT +/-	OUT +/-	OUT	IN	IN	IN	IN	IN	IN	IN	IN	IN	IN	+	+	
Driver door sensor	Passengers door sensor	Trunk sense	Hood sense	Factory alarm++	Armed state	Lock factory remote	Unlock factory remote	Switches combination	Hand brake	Speed 10kmph	Engine run	Engine speed (RPM)	Ignition	Key in ignition	PWR +12V	GND	CAN1-H	CAN1-L	CAN2-H	CAN2-L	Alter. control blinkers	Alt. contr. centr. lock.	Foot brake	Drivers door opening sim.	Stop engine	Start engine	Comfort closure	Trunk release	All doors unlock	Driver door unlock	All doors lock	Turn signal control	Contr. of factory alarm	Contr.c.lock. when ign.is on		
1	2	3	4	5	6	7	8	9	10	11	12	13	14	15	1	2	3	4	5	6	7	8	1	2	3	4	5	6	7	8	9	10	+	+		
Comments:																																				
Switches:															<input checked="" type="checkbox"/> <input checked="" type="checkbox"/>																					

MAZDA 2 (DE)															year: 2007 →	without Keyless System	programme No: 195	from: 2013-03-13																		
connector 15 pin															connector 8 pin								connector 10 pin													
OUT	OUT	OUT	OUT	OUT	OUT	OUT	OUT	OUT	OUT	OUT	OUT	OUT	OUT	OUT	+	-	CAN H	CAN L	CAN H	CAN L	OUT +/-	OUT +/-	OUT	IN	IN	IN	IN	IN	IN	IN	IN	IN	IN	+	+	
Driver door sensor	Passengers door sensor	Trunk sense	Hood sense	Factory alarm++	Armed state	Lock factory remote	Unlock factory remote	Switches combination	Hand brake	Speed 10kmph	Engine run	Engine speed (RPM)	Ignition	Key in ignition	PWR +12V	GND	CAN1-H	CAN1-L	CAN2-H	CAN2-L	Alter. control blinkers	Alt. contr. centr. lock.	Foot brake	Drivers door opening sim.	Stop engine	Start engine	Comfort closure	Trunk release	All doors unlock	Driver door unlock	All doors lock	Turn signal control	Contr. of factory alarm	Contr.c.lock. when ign.is on		
1	2	3	4	5	6	7	8	9	10	11	12	13	14	15	1	2	3	4	5	6	7	8	1	2	3	4	5	6	7	8	9	10	+	+		
Comments:															Status "Ignition" appears when key has been slipped key into ignition.																					
Switches:															<input checked="" type="checkbox"/> <input checked="" type="checkbox"/>																					

MAZDA 3 (BL)															year: 2009 →	without Keyless System	programme No: 195	from: 2013-03-13																		
connector 15 pin															connector 8 pin								connector 10 pin													
OUT	OUT	OUT	OUT	OUT	OUT	OUT	OUT	OUT	OUT	OUT	OUT	OUT	OUT	OUT	+	-	CAN H	CAN L	CAN H	CAN L	OUT +/-	OUT +/-	OUT	IN	IN	IN	IN	IN	IN	IN	IN	IN	IN	+	+	
Driver door sensor	Passengers door sensor	Trunk sense	Hood sense	Factory alarm++	Armed state	Lock factory remote	Unlock factory remote	Switches combination	Hand brake	Speed 10kmph	Engine run	Engine speed (RPM)	Ignition	Key in ignition	PWR +12V	GND	CAN1-H	CAN1-L	CAN2-H	CAN2-L	Alter. control blinkers	Alt. contr. centr. lock.	Foot brake	Drivers door opening sim.	Stop engine	Start engine	Comfort closure	Trunk release	All doors unlock	Driver door unlock	All doors lock	Turn signal control	Contr. of factory alarm	Contr.c.lock. when ign.is on		
1	2	3	4	5	6	7	8	9	10	11	12	13	14	15	1	2	3	4	5	6	7	8	1	2	3	4	5	6	7	8	9	10	+	+		
Comments:															Status "Ignition" appears when key has been slipped key into ignition.																					
Switches:															<input checked="" type="checkbox"/> <input checked="" type="checkbox"/>																					

MAZDA 3 (BK) year: **2005** → without Keyless System programme No: **121** from: **2013-07-03**

connector 15 pin															connector 8 pin								connector 10 pin											
OUT	OUT	OUT	OUT	OUT	OUT	OUT	OUT	OUT	OUT	OUT	OUT	OUT	OUT	OUT	+	-	CAN H	CAN L	CAN H	CAN L	OUT +/-	OUT +/-	OUT	IN	IN	IN	IN	IN	IN	IN	IN	IN	IN	IN
Driver door sensor	Passengers door sensor	Trunk sense	Hood sense	Factory alarm++	Armed state	Lock factory remote	Unlock factory remote	Switches combination	Hand brake	Speed 10kmph	Engine run	Engine speed (RPM)	Ignition	Key in ignition	PWR +12V	GND	CAN1-H	CAN1-L	CAN2-H	CAN2-L	Alter. control blinkers	Alt. contr. centr. lock.	Foot brake	Drivers door opening sim.	Stop engine	Start engine	Comfort closure	Trunk release	All doors unlock	Driver door unlock	All doors lock	Turn signal control		
1	2	3	4	5	6	7	8	9	10	11	12	13	14	15	1	2	3	4	5	6	7	8	1	2	3	4	5	6	7	8	9	10		
+	+	+	+	+	-	-	-	+	+	-	+	+	+	+	+	+	+	+	-	-	+	-	+	+	-	-	-	-	-	-	-	-	-	

Comments:

Switches:

MAZDA 5 (CR) year: **2006** → without Keyless System programme No: **228** from: **2013-03-13**

connector 15 pin															connector 8 pin								connector 10 pin										
OUT	OUT	OUT	OUT	OUT	OUT	OUT	OUT	OUT	OUT	OUT	OUT	OUT	OUT	OUT	+	-	CAN H	CAN L	CAN H	CAN L	OUT +/-	OUT +/-	OUT	IN	IN	IN	IN	IN	IN	IN	IN	IN	IN
Driver door sensor	Passengers door sensor	Trunk sense	Hood sense	Factory alarm++	Armed state	Lock factory remote	Unlock factory remote	Switches combination	Hand brake	Speed 10kmph	Engine run	Engine speed (RPM)	Ignition	Key in ignition	PWR +12V	GND	CAN1-H	CAN1-L	CAN2-H	CAN2-L	Alter. control blinkers	Alt. contr. centr. lock.	Foot brake	Drivers door opening sim.	Stop engine	Start engine	Comfort closure	Trunk release	All doors unlock	Driver door unlock	All doors lock	Turn signal control	
1	2	3	4	5	6	7	8	9	10	11	12	13	14	15	1	2	3	4	5	6	7	8	1	2	3	4	5	6	7	8	9	10	
+	+	+	+	+	-	-	-	+	+	-	+	+	+	+	+	+	+	+	-	-	+	-	+	+	-	-	-	-	-	-	-	-	-

Comments:

Switches:

MAZDA 6 (GJ) year: **2013** → with Keyless System programme No: **339** from: **2013-04-12**

connector 15 pin															connector 8 pin								connector 10 pin										
OUT	OUT	OUT	OUT	OUT	OUT	OUT	OUT	OUT	OUT	OUT	OUT	OUT	OUT	OUT	+	-	CAN H	CAN L	CAN H	CAN L	OUT +/-	OUT +/-	OUT	IN	IN	IN	IN	IN	IN	IN	IN	IN	IN
Driver door sensor	Passengers door sensor	Trunk sense	Hood sense	Factory alarm++	Armed state	Lock factory remote	Unlock factory remote	Switches combination	Hand brake	Speed 10kmph	Engine run	Engine speed (RPM)	Ignition	Key in ignition	PWR +12V	GND	CAN1-H	CAN1-L	CAN2-H	CAN2-L	Alter. control blinkers	Alt. contr. centr. lock.	Foot brake	Drivers door opening sim.	Stop engine	Start engine	Comfort closure	Trunk release	All doors unlock	Driver door unlock	All doors lock	Turn signal control	
1	2	3	4	5	6	7	8	9	10	11	12	13	14	15	1	2	3	4	5	6	7	8	1	2	3	4	5	6	7	8	9	10	
+	+	+	+	+	+	+	+	+	+	+	+	+	+	+	+	+	+	+	-	-	+	-	+	+	-	-	-	-	-	-	-	-	-

Comments:

Switches:

MAZDA 6 (GH) year: **2008** → programme No: **154** from: **2013-03-13**

connector 15 pin															connector 8 pin								connector 10 pin										
OUT	OUT	OUT	OUT	OUT	OUT	OUT	OUT	OUT	OUT	OUT	OUT	OUT	OUT	OUT	+	-	CAN H	CAN L	CAN H	CAN L	OUT +/-	OUT +/-	OUT	IN	IN	IN	IN	IN	IN	IN	IN	IN	IN
Driver door sensor	Passengers door sensor	Trunk sense	Hood sense	Factory alarm++	Armed state	Lock factory remote	Unlock factory remote	Switches combination	Hand brake	Speed 10kmph	Engine run	Engine speed (RPM)	Ignition	Key in ignition	PWR +12V	GND	CAN1-H	CAN1-L	CAN2-H	CAN2-L	Alter. control blinkers	Alt. contr. centr. lock.	Foot brake	Drivers door opening sim.	Stop engine	Start engine	Comfort closure	Trunk release	All doors unlock	Driver door unlock	All doors lock	Turn signal control	
1	2	3	4	5	6	7	8	9	10	11	12	13	14	15	1	2	3	4	5	6	7	8	1	2	3	4	5	6	7	8	9	10	
+	+	+	-	+	+	+	+	+	+	+	+	+	+	+	+	+	+	+	-	-	+	-	+	+	-	-	-	-	-	-	-	-	-

Comments: Status "Ignition" appears when key has been slipped key into ignition.

Switches:

MAZDA CX5 (KE) year: **2012** → with and without Keyless System programme No: **339** from: **2013-04-12**

connector 15 pin															connector 8 pin								connector 10 pin										
OUT	OUT	OUT	OUT	OUT	OUT	OUT	OUT	OUT	OUT	OUT	OUT	OUT	OUT	OUT	+	-	CAN H	CAN L	CAN H	CAN L	OUT +/-	OUT +/-	OUT	IN	IN	IN	IN	IN	IN	IN	IN	IN	IN
Driver door sensor	Passengers door sensor	Trunk sense	Hood sense	Factory alarm++	Armed state	Lock factory remote	Unlock factory remote	Switches combination	Hand brake	Speed 10kmph	Engine run	Engine speed (RPM)	Ignition	Key in ignition	PWR +12V	GND	CAN1-H	CAN1-L	CAN2-H	CAN2-L	Alter. control blinkers	Alt. contr. centr. lock.	Foot brake	Drivers door opening sim.	Stop engine	Start engine	Comfort closure	Trunk release	All doors unlock	Driver door unlock	All doors lock	Turn signal control	
1	2	3	4	5	6	7	8	9	10	11	12	13	14	15	1	2	3	4	5	6	7	8	1	2	3	4	5	6	7	8	9	10	
+	+	+	+	+	+	+	+	+	+	+	+	+	+	+	+	+	+	+	-	-	+	-	+	+	-	-	-	-	-	-	-	-	-

Comments:

Switches:

MAZDA CX7 (ER)															year: 2007 →	with and without Keyless System								programme №: 154	from: 2013-03-13										
connector 15 pin															connector 8 pin								connector 10 pin												
OUT	OUT	OUT	OUT	OUT	OUT	OUT	OUT	OUT	OUT	OUT	OUT	OUT	OUT	OUT	+	-	CAN H	CAN L	CAN H	CAN L	OUT +/-	OUT +/-	OUT	IN	IN	IN	IN	IN	IN	IN	IN	IN	IN		
Driver door sensor	Passengers door sensor	Trunk sense	Hood sense	Factory alarm++	Armed state	Lock factory remote	Unlock factory remote	Switches combination	Hand brake	Speed 10kmph	Engine run	Engine speed (RPM)	Ignition	Key in ignition	PWR +12V	GND	CAN1-H	CAN1-L	CAN2-H	CAN2-L	Alter. control blinkers	Alt. contr. centr. lock.	Foot brake	Drivers door opening sim.	Stop engine	Start engine	Comfort closure	Trunk release	All doors unlock	Driver door unlock	All doors lock	Turn signal control	Contr. of factory alarm	Contr.c.lock. when ign.is on	
1	2	3	4	5	6	7	8	9	10	11	12	13	14	15	1	2	3	4	5	6	7	8	1	2	3	4	5	6	7	8	9	10			
+	+	+	-	+	+	+	+	+	+	+	+	+	+	+	+	+	+	+	-	-	+	+	+	+	3	4	5	6	7	8	9	10			
Comments:															Status "Ignition" appears when key has been slipped key into ignition.																				
Switches:																																			

MAZDA CX9 (TB)															year: 2013 →	with and without Keyless System								programme №: 154	from: 2013-03-13										
connector 15 pin															connector 8 pin								connector 10 pin												
OUT	OUT	OUT	OUT	OUT	OUT	OUT	OUT	OUT	OUT	OUT	OUT	OUT	OUT	OUT	+	-	CAN H	CAN L	CAN H	CAN L	OUT +/-	OUT +/-	OUT	IN	IN	IN	IN	IN	IN	IN	IN	IN	IN		
Driver door sensor	Passengers door sensor	Trunk sense	Hood sense	Factory alarm++	Armed state	Lock factory remote	Unlock factory remote	Switches combination	Hand brake	Speed 10kmph	Engine run	Engine speed (RPM)	Ignition	Key in ignition	PWR +12V	GND	CAN1-H	CAN1-L	CAN2-H	CAN2-L	Alter. control blinkers	Alt. contr. centr. lock.	Foot brake	Drivers door opening sim.	Stop engine	Start engine	Comfort closure	Trunk release	All doors unlock	Driver door unlock	All doors lock	Turn signal control	Contr. of factory alarm	Contr.c.lock. when ign.is on	
1	2	3	4	5	6	7	8	9	10	11	12	13	14	15	1	2	3	4	5	6	7	8	1	2	3	4	5	6	7	8	9	10			
+	+	+	-	+	+	+	+	+	+	+	+	+	+	+	+	+	+	+	-	-	+	+	+	+	3	4	5	6	7	8	9	10			
Comments:															Status "Ignition" appears when key has been slipped key into ignition.																				
Switches:																																			

MAZDA CX9 (TB)															year: 2007 →	with and without Keyless System								programme №: 154	from: 2013-03-13										
connector 15 pin															connector 8 pin								connector 10 pin												
OUT	OUT	OUT	OUT	OUT	OUT	OUT	OUT	OUT	OUT	OUT	OUT	OUT	OUT	OUT	+	-	CAN H	CAN L	CAN H	CAN L	OUT +/-	OUT +/-	OUT	IN	IN	IN	IN	IN	IN	IN	IN	IN	IN		
Driver door sensor	Passengers door sensor	Trunk sense	Hood sense	Factory alarm++	Armed state	Lock factory remote	Unlock factory remote	Switches combination	Hand brake	Speed 10kmph	Engine run	Engine speed (RPM)	Ignition	Key in ignition	PWR +12V	GND	CAN1-H	CAN1-L	CAN2-H	CAN2-L	Alter. control blinkers	Alt. contr. centr. lock.	Foot brake	Drivers door opening sim.	Stop engine	Start engine	Comfort closure	Trunk release	All doors unlock	Driver door unlock	All doors lock	Turn signal control	Contr. of factory alarm	Contr.c.lock. when ign.is on	
1	2	3	4	5	6	7	8	9	10	11	12	13	14	15	1	2	3	4	5	6	7	8	1	2	3	4	5	6	7	8	9	10			
+	+	+	-	+	+	+	+	+	+	+	+	+	+	+	+	+	+	+	-	-	+	+	+	+	3	4	5	6	7	8	9	10			
Comments:															Status "Ignition" appears when key has been slipped key into ignition.																				
Switches:																																			

MERCEDES A (176)															year: 2013 →	with and without Keyless System								programme №: 399	from: 2013-04-25										
connector 15 pin															connector 8 pin								connector 10 pin												
OUT	OUT	OUT	OUT	OUT	OUT	OUT	OUT	OUT	OUT	OUT	OUT	OUT	OUT	OUT	+	-	CAN H	CAN L	CAN H	CAN L	OUT +/-	OUT +/-	OUT	IN	IN	IN	IN	IN	IN	IN	IN	IN	IN		
Driver door sensor	Passengers door sensor	Trunk sense	Hood sense	Factory alarm++	Armed state	Lock factory remote	Unlock factory remote	Switches combination	Hand brake	Speed 10kmph	Engine run	Engine speed (RPM)	Ignition	Key in ignition	PWR +12V	GND	CAN1-H	CAN1-L	CAN2-H	CAN2-L	Alter. control blinkers	Alt. contr. centr. lock.	Foot brake	Drivers door opening sim.	Stop engine	Start engine	Comfort closure	Trunk release	All doors unlock	Driver door unlock	All doors lock	Turn signal control	Contr. of factory alarm	Contr.c.lock. when ign.is on	
1	2	3	4	5	6	7	8	9	10	11	12	13	14	15	1	2	3	4	5	6	7	8	1	2	3	4	5	6	7	8	9	10			
+	+	+	-	+	+	+	+	+	+	+	+	+	+	+	+	+	+	+	-	-	+	+	+	+	3	4	5	6	7	8	9	10			
Comments:															Status "Ignition" appears when key has been slipped key into ignition.																				
Switches:																																			

MERCEDES A (169)															year: 2004 →	with and without Keyless System								programme №: 162	from: 2013-09-26										
connector 15 pin															connector 8 pin								connector 10 pin												
OUT	OUT	OUT	OUT	OUT	OUT	OUT	OUT	OUT	OUT	OUT	OUT	OUT	OUT	OUT	+	-	CAN H	CAN L	CAN H	CAN L	OUT +/-	OUT +/-	OUT	IN	IN	IN	IN	IN	IN	IN	IN	IN	IN		
Driver door sensor	Passengers door sensor	Trunk sense	Hood sense	Factory alarm++	Armed state	Lock factory remote	Unlock factory remote	Switches combination	Hand brake	Speed 10kmph	Engine run	Engine speed (RPM)	Ignition	Key in ignition	PWR +12V	GND	CAN1-H	CAN1-L	CAN2-H	CAN2-L	Alter. control blinkers	Alt. contr. centr. lock.	Foot brake	Drivers door opening sim.	Stop engine	Start engine	Comfort closure	Trunk release	All doors unlock	Driver door unlock	All doors lock	Turn signal control	Contr. of factory alarm	Contr.c.lock. when ign.is on	
1	2	3	4	5	6	7	8	9	10	11	12	13	14	15	1	2	3	4	5	6	7	8	1	2	3	4	5	6	7	8	9	10			
+	+	+	-	+	+	+	+	+	+	+	+	+	+	+	+	+	+	+	-	-	+	+	+	+	3	4	5	6	7	8	9	10			
Comments:															Status "Ignition" appears when key has been slipped key into ignition.																				
Switches:																																			

MERCEDES ACTROS MP4

year: 2011 →

programme No: 348

from: 2013-03-13

connector 15 pin														
OUT	OUT	OUT	OUT	OUT	OUT	OUT	OUT	OUT	OUT	OUT	OUT	OUT	OUT	OUT
Driver door sensor	Passengers door sensor	Trunk sense	Hood sense	Factory alarm++	Armed state	Lock factory remote	Unlock factory remote	Switches combination	Hand brake	Speed 10kmph	Engine run	Engine speed (RPM)	Ignition	Key in ignition
1	2	3	4	5	6	7	8	9	10	11	12	13	14	15
+	+	+	-	+	+	+	+	+	+	+	+	+	+	+

connector 8 pin							
+	-	CAN H	CAN L	CAN H	CAN L	OUT +/-	OUT +/-
PWR +12V	GND	CAN1-H	CAN1-L	CAN2-H	CAN2-L	Alter. control blinkers	Alt. contr. centr. lock.
1	2	3	4	5	6	7	8
+	+	+	+	-	-	+	+

connector 10 pin									
OUT	IN	IN	IN	IN	IN	IN	IN	IN	IN
Foot brake	Drivers door opening sim.	Stop engine	Start engine	Comfort closure	Trunk release	All doors unlock	Driver door unlock	All doors lock	Turn signal control
1	2	3	4	5	6	7	8	9	10
+	+	+	+	+	+	+	+	+	+

Contr. of factory alarm	Contr.c.lock. when ign.is on
+	+

Comments:

Switches:

MERCEDES ACTROS MP3

year: 2008 →

programme No: 148

from: 2013-03-13

connector 15 pin														
OUT	OUT	OUT	OUT	OUT	OUT	OUT	OUT	OUT	OUT	OUT	OUT	OUT	OUT	OUT
Driver door sensor	Passengers door sensor	Trunk sense	Hood sense	Factory alarm++	Armed state	Lock factory remote	Unlock factory remote	Switches combination	Hand brake	Speed 10kmph	Engine run	Engine speed (RPM)	Ignition	Key in ignition
1	2	3	4	5	6	7	8	9	10	11	12	13	14	15
+	+	+	-	+	+	+	+	+	+	+	+	+	+	+

connector 8 pin							
+	-	CAN H	CAN L	CAN H	CAN L	OUT +/-	OUT +/-
PWR +12V	GND	CAN1-H	CAN1-L	CAN2-H	CAN2-L	Alter. control blinkers	Alt. contr. centr. lock.
1	2	3	4	5	6	7	8
+	+	+	+	+	+	+	+

connector 10 pin									
OUT	IN	IN	IN	IN	IN	IN	IN	IN	IN
Foot brake	Drivers door opening sim.	Stop engine	Start engine	Comfort closure	Trunk release	All doors unlock	Driver door unlock	All doors lock	Turn signal control
1	2	3	4	5	6	7	8	9	10
+	+	+	+	+	+	+	+	+	+

Contr. of factory alarm	Contr.c.lock. when ign.is on
+	+

Comments:

Switches:

MERCEDES ACTROS MP2

year: 2003 →

programme No: 148

from: 2013-03-13

connector 15 pin														
OUT	OUT	OUT	OUT	OUT	OUT	OUT	OUT	OUT	OUT	OUT	OUT	OUT	OUT	OUT
Driver door sensor	Passengers door sensor	Trunk sense	Hood sense	Factory alarm++	Armed state	Lock factory remote	Unlock factory remote	Switches combination	Hand brake	Speed 10kmph	Engine run	Engine speed (RPM)	Ignition	Key in ignition
1	2	3	4	5	6	7	8	9	10	11	12	13	14	15
+	+	+	-	+	+	+	+	+	+	+	+	+	+	+

connector 8 pin							
+	-	CAN H	CAN L	CAN H	CAN L	OUT +/-	OUT +/-
PWR +12V	GND	CAN1-H	CAN1-L	CAN2-H	CAN2-L	Alter. control blinkers	Alt. contr. centr. lock.
1	2	3	4	5	6	7	8
+	+	+	+	+	+	+	+

connector 10 pin									
OUT	IN	IN	IN	IN	IN	IN	IN	IN	IN
Foot brake	Drivers door opening sim.	Stop engine	Start engine	Comfort closure	Trunk release	All doors unlock	Driver door unlock	All doors lock	Turn signal control
1	2	3	4	5	6	7	8	9	10
+	+	+	+	+	+	+	+	+	+

Contr. of factory alarm	Contr.c.lock. when ign.is on
+	+

Comments:

Switches:

MERCEDES B (246)

year: 2012 →

with and without Keyless System

programme No: 399

from: 2013-04-25

connector 15 pin														
OUT	OUT	OUT	OUT	OUT	OUT	OUT	OUT	OUT	OUT	OUT	OUT	OUT	OUT	OUT
Driver door sensor	Passengers door sensor	Trunk sense	Hood sense	Factory alarm++	Armed state	Lock factory remote	Unlock factory remote	Switches combination	Hand brake	Speed 10kmph	Engine run	Engine speed (RPM)	Ignition	Key in ignition
1	2	3	4	5	6	7	8	9	10	11	12	13	14	15
+	+	+	-	+	+	+	+	+	+	+	+	+	+	+

connector 8 pin							
+	-	CAN H	CAN L	CAN H	CAN L	OUT +/-	OUT +/-
PWR +12V	GND	CAN1-H	CAN1-L	CAN2-H	CAN2-L	Alter. control blinkers	Alt. contr. centr. lock.
1	2	3	4	5	6	7	8
+	+	+	+	+	+	+	+

connector 10 pin									
OUT	IN	IN	IN	IN	IN	IN	IN	IN	IN
Foot brake	Drivers door opening sim.	Stop engine	Start engine	Comfort closure	Trunk release	All doors unlock	Driver door unlock	All doors lock	Turn signal control
1	2	3	4	5	6	7	8	9	10
+	+	+	+	+	+	+	+	+	+

Contr. of factory alarm	Contr.c.lock. when ign.is on
+	+

Comments:

Switches:

MERCEDES B (245)

year: 2005 →

with and without Keyless System

programme No: 162

from: 2013-09-26

connector 15 pin														
OUT	OUT	OUT	OUT	OUT	OUT	OUT	OUT	OUT	OUT	OUT	OUT	OUT	OUT	OUT
Driver door sensor	Passengers door sensor	Trunk sense	Hood sense	Factory alarm++	Armed state	Lock factory remote	Unlock factory remote	Switches combination	Hand brake	Speed 10kmph	Engine run	Engine speed (RPM)	Ignition	Key in ignition
1	2	3	4	5	6	7	8	9	10	11	12	13	14	15
+	+	+	+	+	+	+	+	+	+	+	+	+	+	+

connector 8 pin							
+	-	CAN H	CAN L	CAN H	CAN L	OUT +/-	OUT +/-
PWR +12V	GND	CAN1-H	CAN1-L	CAN2-H	CAN2-L	Alter. control blinkers	Alt. contr. centr. lock.
1	2	3	4	5	6	7	8
+	+	+	+	+	+	+	+

connector 10 pin									
OUT	IN	IN	IN	IN	IN	IN	IN	IN	IN
Foot brake	Drivers door opening sim.	Stop engine	Start engine	Comfort closure	Trunk release	All doors unlock	Driver door unlock	All doors lock	Turn signal control
1	2	3	4	5	6	7	8	9	10
+	+	+	+	+	+	+	+	+	+

Contr. of factory alarm	Contr.c.lock. when ign.is on
+	+

Comments:

Switches:

MERCEDES C (204)															year: 2007 →	with and without Keyless System								programme No: 141	from: 2013-04-25																													
connector 15 pin															connector 8 pin								connector 10 pin																															
OUT	OUT	OUT	OUT	OUT	OUT	OUT	OUT	OUT	OUT	OUT	OUT	OUT	OUT	OUT	+	-	CAN H	CAN L	CAN H	CAN L	OUT +/-	OUT +/-	OUT	IN	IN	IN	IN	IN	IN	IN	IN	IN	IN	IN																				
Driver door sensor	Passengers door sensor	Trunk sense	Hood sense	Factory alarm++	Armed state	Lock factory remote	Unlock factory remote	Switches combination	Hand brake	Speed 10kmph	Engine run	Engine speed (RPM)	Ignition	Key in ignition	PWR +12V	GND	CAN1-H	CAN1-L	CAN2-H	CAN2-L	Alter. control blinkers	Alt. contr. centr. lock.	Foot brake	Drivers door opening sim.	Stop engine	Start engine	Comfort closure	Trunk release	All doors unlock	Driver door unlock	All doors lock	Turn signal control	Contr. of factory alarm	Contr.c.lock. when ign.is on																				
1	2	3	4	5	6	7	8	9	10	11	12	13	14	15	1	2	3	4	5	6	7	8	1	2	3	4	5	6	7	8	9	10	+	+	+	+	+	+	+	+	+	+	+	+	+	+	+	+	+	+	+	+	+	+



MERCEDES C (203)															year: 2001 →	with and without Keyless System								programme No: 159	from: 2013-09-26																													
connector 15 pin															connector 8 pin								connector 10 pin																															
OUT	OUT	OUT	OUT	OUT	OUT	OUT	OUT	OUT	OUT	OUT	OUT	OUT	OUT	OUT	+	-	CAN H	CAN L	CAN H	CAN L	OUT +/-	OUT +/-	OUT	IN	IN	IN	IN	IN	IN	IN	IN	IN	IN	IN																				
Driver door sensor	Passengers door sensor	Trunk sense	Hood sense	Factory alarm++	Armed state	Lock factory remote	Unlock factory remote	Switches combination	Hand brake	Speed 10kmph	Engine run	Engine speed (RPM)	Ignition	Key in ignition	PWR +12V	GND	CAN1-H	CAN1-L	CAN2-H	CAN2-L	Alter. control blinkers	Alt. contr. centr. lock.	Foot brake	Drivers door opening sim.	Stop engine	Start engine	Comfort closure	Trunk release	All doors unlock	Driver door unlock	All doors lock	Turn signal control	Contr. of factory alarm	Contr.c.lock. when ign.is on																				
1	2	3	4	5	6	7	8	9	10	11	12	13	14	15	1	2	3	4	5	6	7	8	1	2	3	4	5	6	7	8	9	10	+	+	+	+	+	+	+	+	+	+	+	+	+	+	+	+	+	+	+	+	+	+

MERCEDES CITAN															year: 2012 →	with and without Keyless System								programme No: 174	from: 2013-03-13																													
connector 15 pin															connector 8 pin								connector 10 pin																															
OUT	OUT	OUT	OUT	OUT	OUT	OUT	OUT	OUT	OUT	OUT	OUT	OUT	OUT	OUT	+	-	CAN H	CAN L	CAN H	CAN L	OUT +/-	OUT +/-	OUT	IN	IN	IN	IN	IN	IN	IN	IN	IN	IN	IN																				
Driver door sensor	Passengers door sensor	Trunk sense	Hood sense	Factory alarm++	Armed state	Lock factory remote	Unlock factory remote	Switches combination	Hand brake	Speed 10kmph	Engine run	Engine speed (RPM)	Ignition	Key in ignition	PWR +12V	GND	CAN1-H	CAN1-L	CAN2-H	CAN2-L	Alter. control blinkers	Alt. contr. centr. lock.	Foot brake	Drivers door opening sim.	Stop engine	Start engine	Comfort closure	Trunk release	All doors unlock	Driver door unlock	All doors lock	Turn signal control	Contr. of factory alarm	Contr.c.lock. when ign.is on																				
1	2	3	4	5	6	7	8	9	10	11	12	13	14	15	1	2	3	4	5	6	7	8	1	2	3	4	5	6	7	8	9	10	+	+	+	+	+	+	+	+	+	+	+	+	+	+	+	+	+	+	+	+	+	+

MERCEDES CL (216)															year: 2007 →	with and without Keyless System								programme No: 141	from: 2013-04-25																													
connector 15 pin															connector 8 pin								connector 10 pin																															
OUT	OUT	OUT	OUT	OUT	OUT	OUT	OUT	OUT	OUT	OUT	OUT	OUT	OUT	OUT	+	-	CAN H	CAN L	CAN H	CAN L	OUT +/-	OUT +/-	OUT	IN	IN	IN	IN	IN	IN	IN	IN	IN	IN	IN																				
Driver door sensor	Passengers door sensor	Trunk sense	Hood sense	Factory alarm++	Armed state	Lock factory remote	Unlock factory remote	Switches combination	Hand brake	Speed 10kmph	Engine run	Engine speed (RPM)	Ignition	Key in ignition	PWR +12V	GND	CAN1-H	CAN1-L	CAN2-H	CAN2-L	Alter. control blinkers	Alt. contr. centr. lock.	Foot brake	Drivers door opening sim.	Stop engine	Start engine	Comfort closure	Trunk release	All doors unlock	Driver door unlock	All doors lock	Turn signal control	Contr. of factory alarm	Contr.c.lock. when ign.is on																				
1	2	3	4	5	6	7	8	9	10	11	12	13	14	15	1	2	3	4	5	6	7	8	1	2	3	4	5	6	7	8	9	10	+	+	+	+	+	+	+	+	+	+	+	+	+	+	+	+	+	+	+	+	+	+

MERCEDES CL (215)															year: 2002 →	with and without Keyless System								programme No: 125	from: 2013-03-13																													
connector 15 pin															connector 8 pin								connector 10 pin																															
OUT	OUT	OUT	OUT	OUT	OUT	OUT	OUT	OUT	OUT	OUT	OUT	OUT	OUT	OUT	+	-	CAN H	CAN L	CAN H	CAN L	OUT +/-	OUT +/-	OUT	IN	IN	IN	IN	IN	IN	IN	IN	IN	IN	IN																				
Driver door sensor	Passengers door sensor	Trunk sense	Hood sense	Factory alarm++	Armed state	Lock factory remote	Unlock factory remote	Switches combination	Hand brake	Speed 10kmph	Engine run	Engine speed (RPM)	Ignition	Key in ignition	PWR +12V	GND	CAN1-H	CAN1-L	CAN2-H	CAN2-L	Alter. control blinkers	Alt. contr. centr. lock.	Foot brake	Drivers door opening sim.	Stop engine	Start engine	Comfort closure	Trunk release	All doors unlock	Driver door unlock	All doors lock	Turn signal control	Contr. of factory alarm	Contr.c.lock. when ign.is on																				
1	2	3	4	5	6	7	8	9	10	11	12	13	14	15	1	2	3	4	5	6	7	8	1	2	3	4	5	6	7	8	9	10	+	+	+	+	+	+	+	+	+	+	+	+	+	+	+	+	+	+	+	+	+	+

Comments:

Switches:  

MERCEDES CL (215)															year: 1999 →	with and without Keyless System								programme No: 125	from: 2013-03-13									
connector 15 pin															connector 8 pin								connector 10 pin											
OUT	OUT	OUT	OUT	OUT	OUT	OUT	OUT	OUT	OUT	OUT	OUT	OUT	OUT	OUT	+	-	CAN H	CAN L	CAN H	CAN L	OUT +/-	OUT +/-	OUT	IN	IN	IN	IN	IN	IN	IN	IN	IN	IN	IN
Driver door sensor	Passengers door sensor	Trunk sense	Hood sense	Factory alarm++	Armed state	Lock factory remote	Unlock factory remote	Switches combination	Hand brake	Speed 10kmph	Engine run	Engine speed (RPM)	Ignition	Key in ignition	PWR +12V	GND	CAN1-H	CAN1-L	CAN2-H	CAN2-L	Alter. control blinkers	Alt. contr. centr. lock.	Foot brake	Drivers door opening sim.	Stop engine	Start engine	Comfort closure	Trunk release	All doors unlock	Driver door unlock	All doors lock	Turn signal control		
1	2	3	4	5	6	7	8	9	10	11	12	13	14	15	1	2	3	4	5	6	7	8	1	2	3	4	5	6	7	8	9	10		
+	+	+	-	+	+	+	+	+	+	+	+	+	+	+	+	+	+	+	+	+	+	+	+	+	+	+	+	+	+	+	+	+		
Comments:																																		
Switches:																																		

MERCEDES CLA (117)															year: 2013 →	with and without Keyless System								programme No: 399	from: 2013-04-25									
connector 15 pin															connector 8 pin								connector 10 pin											
OUT	OUT	OUT	OUT	OUT	OUT	OUT	OUT	OUT	OUT	OUT	OUT	OUT	OUT	OUT	+	-	CAN H	CAN L	CAN H	CAN L	OUT +/-	OUT +/-	OUT	IN	IN	IN	IN	IN	IN	IN	IN	IN	IN	IN
Driver door sensor	Passengers door sensor	Trunk sense	Hood sense	Factory alarm++	Armed state	Lock factory remote	Unlock factory remote	Switches combination	Hand brake	Speed 10kmph	Engine run	Engine speed (RPM)	Ignition	Key in ignition	PWR +12V	GND	CAN1-H	CAN1-L	CAN2-H	CAN2-L	Alter. control blinkers	Alt. contr. centr. lock.	Foot brake	Drivers door opening sim.	Stop engine	Start engine	Comfort closure	Trunk release	All doors unlock	Driver door unlock	All doors lock	Turn signal control		
1	2	3	4	5	6	7	8	9	10	11	12	13	14	15	1	2	3	4	5	6	7	8	1	2	3	4	5	6	7	8	9	10		
+	+	+	-	+	+	+	+	+	+	+	+	+	+	+	+	+	+	+	+	+	+	+	+	+	+	+	+	+	+	+	+	+		
Comments:																																		
Switches:																																		

MERCEDES CLK (209)															year: 2003 →	with and without Keyless System								programme No: 117	from: 2013-09-26									
connector 15 pin															connector 8 pin								connector 10 pin											
OUT	OUT	OUT	OUT	OUT	OUT	OUT	OUT	OUT	OUT	OUT	OUT	OUT	OUT	OUT	+	-	CAN H	CAN L	CAN H	CAN L	OUT +/-	OUT +/-	OUT	IN	IN	IN	IN	IN	IN	IN	IN	IN	IN	IN
Driver door sensor	Passengers door sensor	Trunk sense	Hood sense	Factory alarm++	Armed state	Lock factory remote	Unlock factory remote	Switches combination	Hand brake	Speed 10kmph	Engine run	Engine speed (RPM)	Ignition	Key in ignition	PWR +12V	GND	CAN1-H	CAN1-L	CAN2-H	CAN2-L	Alter. control blinkers	Alt. contr. centr. lock.	Foot brake	Drivers door opening sim.	Stop engine	Start engine	Comfort closure	Trunk release	All doors unlock	Driver door unlock	All doors lock	Turn signal control		
1	2	3	4	5	6	7	8	9	10	11	12	13	14	15	1	2	3	4	5	6	7	8	1	2	3	4	5	6	7	8	9	10		
+	+	+	+	+	+	+	+	+	+	+	+	+	+	+	+	+	+	+	+	+	+	+	+	+	+	+	+	+	+	+	+	+		
Comments:																																		
Switches:																																		

MERCEDES CLK (208)															year: 1999 →	with and without Keyless System								programme No: 157	from: 2013-03-13									
connector 15 pin															connector 8 pin								connector 10 pin											
OUT	OUT	OUT	OUT	OUT	OUT	OUT	OUT	OUT	OUT	OUT	OUT	OUT	OUT	OUT	+	-	CAN H	CAN L	CAN H	CAN L	OUT +/-	OUT +/-	OUT	IN	IN	IN	IN	IN	IN	IN	IN	IN	IN	IN
Driver door sensor	Passengers door sensor	Trunk sense	Hood sense	Factory alarm++	Armed state	Lock factory remote	Unlock factory remote	Switches combination	Hand brake	Speed 10kmph	Engine run	Engine speed (RPM)	Ignition	Key in ignition	PWR +12V	GND	CAN1-H	CAN1-L	CAN2-H	CAN2-L	Alter. control blinkers	Alt. contr. centr. lock.	Foot brake	Drivers door opening sim.	Stop engine	Start engine	Comfort closure	Trunk release	All doors unlock	Driver door unlock	All doors lock	Turn signal control		
1	2	3	4	5	6	7	8	9	10	11	12	13	14	15	1	2	3	4	5	6	7	8	1	2	3	4	5	6	7	8	9	10		
+	+	+	-	+	+	+	+	+	-	-	+	+	+	+	+	+	+	+	+	+	+	+	+	+	+	+	+	+	+	+	+	+		
Comments:																																		
Switches:																																		

MERCEDES CLS (218)															year: 2011 →	with and without Keyless System								programme No: 141	from: 2013-04-25									
connector 15 pin															connector 8 pin								connector 10 pin											
OUT	OUT	OUT	OUT	OUT	OUT	OUT	OUT	OUT	OUT	OUT	OUT	OUT	OUT	OUT	+	-	CAN H	CAN L	CAN H	CAN L	OUT +/-	OUT +/-	OUT	IN	IN	IN	IN	IN	IN	IN	IN	IN	IN	IN
Driver door sensor	Passengers door sensor	Trunk sense	Hood sense	Factory alarm++	Armed state	Lock factory remote	Unlock factory remote	Switches combination	Hand brake	Speed 10kmph	Engine run	Engine speed (RPM)	Ignition	Key in ignition	PWR +12V	GND	CAN1-H	CAN1-L	CAN2-H	CAN2-L	Alter. control blinkers	Alt. contr. centr. lock.	Foot brake	Drivers door opening sim.	Stop engine	Start engine	Comfort closure	Trunk release	All doors unlock	Driver door unlock	All doors lock	Turn signal control		
1	2	3	4	5	6	7	8	9	10	11	12	13	14	15	1	2	3	4	5	6	7	8	1	2	3	4	5	6	7	8	9	10		
+	+	+	+	+	+	+	+	+	+	+	+	+	+	+	+	+	+	+	+	+	+	+	+	+	+	+	+	+	+	+	+	+		
Comments:																																		
Switches:																																		

MERCEDES CLS (219)															year: 2005 →	with and without Keyless System								programme No: 117	from: 2013-09-26												
connector 15 pin															connector 8 pin								connector 10 pin														
OUT	OUT	OUT	OUT	OUT	OUT	OUT	OUT	OUT	OUT	OUT	OUT	OUT	OUT	OUT	+	-	CAN H	CAN L	CAN H	CAN L	OUT +/-	OUT +/-	OUT	IN	IN	IN	IN	IN	IN	IN	IN	IN	IN	IN	Contr. of factory alarm	Contr. c.lock. when ign.is on	
Driver door sensor	Passengers door sensor	Trunk sense	Hood sense	Factory alarm++	Armed state	Lock factory remote	Unlock factory remote	Switches combination	Hand brake	Speed 10kmph	Engine run	Engine speed (RPM)	Ignition	Key in ignition	PWR +12V	GND	CAN1-H	CAN1-L	CAN2-H	CAN2-L	Alter. control blinkers	Alt. contr. centr. lock.	Foot brake	Drivers door opening sim.	Stop engine	Start engine	Comfort closure	Trunk release	All doors unlock	Driver door unlock	All doors lock	Turn signal control	+	+	+	+	
1	2	3	4	5	6	7	8	9	10	11	12	13	14	15	1	2	3	4	5	6	7	8	1	2	3	4	5	6	7	8	9	10	+	+	+	+	
Comments:																																					
Switches: <input type="checkbox"/> <input checked="" type="checkbox"/> <input checked="" type="checkbox"/>																																					

MERCEDES E (212)															year: 2009 →	with and without Keyless System								programme No: 141	from: 2013-04-25												
connector 15 pin															connector 8 pin								connector 10 pin														
OUT	OUT	OUT	OUT	OUT	OUT	OUT	OUT	OUT	OUT	OUT	OUT	OUT	OUT	OUT	+	-	CAN H	CAN L	CAN H	CAN L	OUT +/-	OUT +/-	OUT	IN	IN	IN	IN	IN	IN	IN	IN	IN	IN	IN	Contr. of factory alarm	Contr. c.lock. when ign.is on	
Driver door sensor	Passengers door sensor	Trunk sense	Hood sense	Factory alarm++	Armed state	Lock factory remote	Unlock factory remote	Switches combination	Hand brake	Speed 10kmph	Engine run	Engine speed (RPM)	Ignition	Key in ignition	PWR +12V	GND	CAN1-H	CAN1-L	CAN2-H	CAN2-L	Alter. control blinkers	Alt. contr. centr. lock.	Foot brake	Drivers door opening sim.	Stop engine	Start engine	Comfort closure	Trunk release	All doors unlock	Driver door unlock	All doors lock	Turn signal control	+	+	+	+	
1	2	3	4	5	6	7	8	9	10	11	12	13	14	15	1	2	3	4	5	6	7	8	1	2	3	4	5	6	7	8	9	10	+	+	+	+	
Comments:																																					
Switches: <input checked="" type="checkbox"/> <input checked="" type="checkbox"/>																																					

MERCEDES E (211)															year: 2002 →	with and without Keyless System								programme No: 117	from: 2013-09-26												
connector 15 pin															connector 8 pin								connector 10 pin														
OUT	OUT	OUT	OUT	OUT	OUT	OUT	OUT	OUT	OUT	OUT	OUT	OUT	OUT	OUT	+	-	CAN H	CAN L	CAN H	CAN L	OUT +/-	OUT +/-	OUT	IN	IN	IN	IN	IN	IN	IN	IN	IN	IN	IN	Contr. of factory alarm	Contr. c.lock. when ign.is on	
Driver door sensor	Passengers door sensor	Trunk sense	Hood sense	Factory alarm++	Armed state	Lock factory remote	Unlock factory remote	Switches combination	Hand brake	Speed 10kmph	Engine run	Engine speed (RPM)	Ignition	Key in ignition	PWR +12V	GND	CAN1-H	CAN1-L	CAN2-H	CAN2-L	Alter. control blinkers	Alt. contr. centr. lock.	Foot brake	Drivers door opening sim.	Stop engine	Start engine	Comfort closure	Trunk release	All doors unlock	Driver door unlock	All doors lock	Turn signal control	+	+	+	+	
1	2	3	4	5	6	7	8	9	10	11	12	13	14	15	1	2	3	4	5	6	7	8	1	2	3	4	5	6	7	8	9	10	+	+	+	+	
Comments:																																					
Switches: <input checked="" type="checkbox"/> <input checked="" type="checkbox"/>																																					

MERCEDES E (210)															year: 1997 →	with and without Keyless System								programme No: 157	from: 2013-03-13												
connector 15 pin															connector 8 pin								connector 10 pin														
OUT	OUT	OUT	OUT	OUT	OUT	OUT	OUT	OUT	OUT	OUT	OUT	OUT	OUT	OUT	+	-	CAN H	CAN L	CAN H	CAN L	OUT +/-	OUT +/-	OUT	IN	IN	IN	IN	IN	IN	IN	IN	IN	IN	IN	Contr. of factory alarm	Contr. c.lock. when ign.is on	
Driver door sensor	Passengers door sensor	Trunk sense	Hood sense	Factory alarm++	Armed state	Lock factory remote	Unlock factory remote	Switches combination	Hand brake	Speed 10kmph	Engine run	Engine speed (RPM)	Ignition	Key in ignition	PWR +12V	GND	CAN1-H	CAN1-L	CAN2-H	CAN2-L	Alter. control blinkers	Alt. contr. centr. lock.	Foot brake	Drivers door opening sim.	Stop engine	Start engine	Comfort closure	Trunk release	All doors unlock	Driver door unlock	All doors lock	Turn signal control	+	+	+	+	
1	2	3	4	5	6	7	8	9	10	11	12	13	14	15	1	2	3	4	5	6	7	8	1	2	3	4	5	6	7	8	9	10	+	+	+	+	
Comments:																																					
Switches: <input checked="" type="checkbox"/> <input checked="" type="checkbox"/>																																					

MERCEDES E COUPE (207)															year: 2009 →	with and without Keyless System								programme No: 141	from: 2013-04-25												
connector 15 pin															connector 8 pin								connector 10 pin														
OUT	OUT	OUT	OUT	OUT	OUT	OUT	OUT	OUT	OUT	OUT	OUT	OUT	OUT	OUT	+	-	CAN H	CAN L	CAN H	CAN L	OUT +/-	OUT +/-	OUT	IN	IN	IN	IN	IN	IN	IN	IN	IN	IN	IN	Contr. of factory alarm	Contr. c.lock. when ign.is on	
Driver door sensor	Passengers door sensor	Trunk sense	Hood sense	Factory alarm++	Armed state	Lock factory remote	Unlock factory remote	Switches combination	Hand brake	Speed 10kmph	Engine run	Engine speed (RPM)	Ignition	Key in ignition	PWR +12V	GND	CAN1-H	CAN1-L	CAN2-H	CAN2-L	Alter. control blinkers	Alt. contr. centr. lock.	Foot brake	Drivers door opening sim.	Stop engine	Start engine	Comfort closure	Trunk release	All doors unlock	Driver door unlock	All doors lock	Turn signal control	+	+	+	+	
1	2	3	4	5	6	7	8	9	10	11	12	13	14	15	1	2	3	4	5	6	7	8	1	2	3	4	5	6	7	8	9	10	+	+	+	+	
Comments:																																					
Switches: <input checked="" type="checkbox"/> <input checked="" type="checkbox"/>																																					

MERCEDES G (463) year: **2012** → with and without Keyless System programme No: **399** from: **2013-04-25**

connector 15 pin															connector 8 pin								connector 10 pin																															
OUT	OUT	OUT	OUT	OUT	OUT	OUT	OUT	OUT	OUT	OUT	OUT	OUT	OUT	OUT	+	-	CAN H	CAN L	CAN H	CAN L	OUT +/-	OUT +/-	OUT	IN	IN	IN	IN	IN	IN	IN	IN	IN	IN	IN																				
Driver door sensor	Passengers door sensor	Trunk sense	Hood sense	Factory alarm++	Armed state	Lock factory remote	Unlock factory remote	Switches combination	Hand brake	Speed 10kmph	Engine run	Engine speed (RPM)	Ignition	Key in ignition	PWR +12V	GND	CAN1-H	CAN1-L	CAN2-H	CAN2-L	Alter. control blinkers	Alt. contr. centr. lock.	Foot brake	Drivers door opening sim.	Stop engine	Start engine	Comfort closure	Trunk release	All doors unlock	Driver door unlock	All doors lock	Turn signal control	Contr. of factory alarm	Contr.c.lock. when ign.is on																				
1	2	3	4	5	6	7	8	9	10	11	12	13	14	15	1	2	3	4	5	6	7	8	1	2	3	4	5	6	7	8	9	10	+	+	+	+	+	+	+	+	+	+	+	+	+	+	+	+	+	+	+	+	+	+

Comments: When ignition is on function "All doors lock" does not lock the fuel filler flap

Switches:

MERCEDES G (463) year: **2004** → with and without Keyless System programme No: **159** from: **2013-09-26**

connector 15 pin															connector 8 pin								connector 10 pin																															
OUT	OUT	OUT	OUT	OUT	OUT	OUT	OUT	OUT	OUT	OUT	OUT	OUT	OUT	OUT	+	-	CAN H	CAN L	CAN H	CAN L	OUT +/-	OUT +/-	OUT	IN	IN	IN	IN	IN	IN	IN	IN	IN	IN	IN																				
Driver door sensor	Passengers door sensor	Trunk sense	Hood sense	Factory alarm++	Armed state	Lock factory remote	Unlock factory remote	Switches combination	Hand brake	Speed 10kmph	Engine run	Engine speed (RPM)	Ignition	Key in ignition	PWR +12V	GND	CAN1-H	CAN1-L	CAN2-H	CAN2-L	Alter. control blinkers	Alt. contr. centr. lock.	Foot brake	Drivers door opening sim.	Stop engine	Start engine	Comfort closure	Trunk release	All doors unlock	Driver door unlock	All doors lock	Turn signal control	Contr. of factory alarm	Contr.c.lock. when ign.is on																				
1	2	3	4	5	6	7	8	9	10	11	12	13	14	15	1	2	3	4	5	6	7	8	1	2	3	4	5	6	7	8	9	10	+	+	+	+	+	+	+	+	+	+	+	+	+	+	+	+	+	+	+	+	+	+

Comments:

Switches:

MERCEDES GL (166) year: **2013** → with and without Keyless System programme No: **399** from: **2013-04-25**

connector 15 pin															connector 8 pin								connector 10 pin																															
OUT	OUT	OUT	OUT	OUT	OUT	OUT	OUT	OUT	OUT	OUT	OUT	OUT	OUT	OUT	+	-	CAN H	CAN L	CAN H	CAN L	OUT +/-	OUT +/-	OUT	IN	IN	IN	IN	IN	IN	IN	IN	IN	IN	IN																				
Driver door sensor	Passengers door sensor	Trunk sense	Hood sense	Factory alarm++	Armed state	Lock factory remote	Unlock factory remote	Switches combination	Hand brake	Speed 10kmph	Engine run	Engine speed (RPM)	Ignition	Key in ignition	PWR +12V	GND	CAN1-H	CAN1-L	CAN2-H	CAN2-L	Alter. control blinkers	Alt. contr. centr. lock.	Foot brake	Drivers door opening sim.	Stop engine	Start engine	Comfort closure	Trunk release	All doors unlock	Driver door unlock	All doors lock	Turn signal control	Contr. of factory alarm	Contr.c.lock. when ign.is on																				
1	2	3	4	5	6	7	8	9	10	11	12	13	14	15	1	2	3	4	5	6	7	8	1	2	3	4	5	6	7	8	9	10	+	+	+	+	+	+	+	+	+	+	+	+	+	+	+	+	+	+	+	+	+	+

Comments:

Switches:

MERCEDES GL (164) year: **2006** → with and without Keyless System programme No: **117** from: **2013-09-26**

connector 15 pin															connector 8 pin								connector 10 pin																															
OUT	OUT	OUT	OUT	OUT	OUT	OUT	OUT	OUT	OUT	OUT	OUT	OUT	OUT	OUT	+	-	CAN H	CAN L	CAN H	CAN L	OUT +/-	OUT +/-	OUT	IN	IN	IN	IN	IN	IN	IN	IN	IN	IN	IN																				
Driver door sensor	Passengers door sensor	Trunk sense	Hood sense	Factory alarm++	Armed state	Lock factory remote	Unlock factory remote	Switches combination	Hand brake	Speed 10kmph	Engine run	Engine speed (RPM)	Ignition	Key in ignition	PWR +12V	GND	CAN1-H	CAN1-L	CAN2-H	CAN2-L	Alter. control blinkers	Alt. contr. centr. lock.	Foot brake	Drivers door opening sim.	Stop engine	Start engine	Comfort closure	Trunk release	All doors unlock	Driver door unlock	All doors lock	Turn signal control	Contr. of factory alarm	Contr.c.lock. when ign.is on																				
1	2	3	4	5	6	7	8	9	10	11	12	13	14	15	1	2	3	4	5	6	7	8	1	2	3	4	5	6	7	8	9	10	+	+	+	+	+	+	+	+	+	+	+	+	+	+	+	+	+	+	+	+	+	+

Comments:

Switches:

MERCEDES GLK (204) year: **2012** → with and without Keyless System programme No: **141** from: **2013-04-25**

connector 15 pin															connector 8 pin								connector 10 pin																															
OUT	OUT	OUT	OUT	OUT	OUT	OUT	OUT	OUT	OUT	OUT	OUT	OUT	OUT	OUT	+	-	CAN H	CAN L	CAN H	CAN L	OUT +/-	OUT +/-	OUT	IN	IN	IN	IN	IN	IN	IN	IN	IN	IN	IN																				
Driver door sensor	Passengers door sensor	Trunk sense	Hood sense	Factory alarm++	Armed state	Lock factory remote	Unlock factory remote	Switches combination	Hand brake	Speed 10kmph	Engine run	Engine speed (RPM)	Ignition	Key in ignition	PWR +12V	GND	CAN1-H	CAN1-L	CAN2-H	CAN2-L	Alter. control blinkers	Alt. contr. centr. lock.	Foot brake	Drivers door opening sim.	Stop engine	Start engine	Comfort closure	Trunk release	All doors unlock	Driver door unlock	All doors lock	Turn signal control	Contr. of factory alarm	Contr.c.lock. when ign.is on																				
1	2	3	4	5	6	7	8	9	10	11	12	13	14	15	1	2	3	4	5	6	7	8	1	2	3	4	5	6	7	8	9	10	+	+	+	+	+	+	+	+	+	+	+	+	+	+	+	+	+	+	+	+	+	+

Comments:

Switches:

MERCEDES GLK (204) year: **2008** → with and without Keyless System programme No: **141** from: **2013-04-25**

connector 15 pin															connector 8 pin								connector 10 pin																															
OUT	OUT	OUT	OUT	OUT	OUT	OUT	OUT	OUT	OUT	OUT	OUT	OUT	OUT	OUT	+	-	CAN H	CAN L	CAN H	CAN L	OUT +/-	OUT +/-	OUT	IN	IN	IN	IN	IN	IN	IN	IN	IN	IN	IN																				
Driver door sensor	Passengers door sensor	Trunk sense	Hood sense	Factory alarm++	Armed state	Lock factory remote	Unlock factory remote	Switches combination	Hand brake	Speed 10kmph	Engine run	Engine speed (RPM)	Ignition	Key in ignition	PWR +12V	GND	CAN1-H	CAN1-L	CAN2-H	CAN2-L	Alter. control blinkers	Alt. contr. centr. lock.	Foot brake	Drivers door opening sim.	Stop engine	Start engine	Comfort closure	Trunk release	All doors unlock	Driver door unlock	All doors lock	Turn signal control	Contr. of factory alarm	Contr.c.lock. when ign.is on																				
1	2	3	4	5	6	7	8	9	10	11	12	13	14	15	1	2	3	4	5	6	7	8	1	2	3	4	5	6	7	8	9	10	+	+	+	+	+	+	+	+	+	+	+	+	+	+	+	+	+	+	+	+	+	+

Comments:

Switches:

MERCEDES ML (166) year: **2012** → with and without Keyless System programme No: **399** from: **2013-04-25**

connector 15 pin															connector 8 pin								connector 10 pin																															
OUT	OUT	OUT	OUT	OUT	OUT	OUT	OUT	OUT	OUT	OUT	OUT	OUT	OUT	OUT	+	-	CAN H	CAN L	CAN H	CAN L	OUT +/-	OUT +/-	OUT	IN	IN	IN	IN	IN	IN	IN	IN	IN	IN	IN																				
Driver door sensor	Passengers door sensor	Trunk sense	Hood sense	Factory alarm++	Armed state	Lock factory remote	Unlock factory remote	Switches combination	Hand brake	Speed 10kmph	Engine run	Engine speed (RPM)	Ignition	Key in ignition	PWR +12V	GND	CAN1-H	CAN1-L	CAN2-H	CAN2-L	Alter. control blinkers	Alt. contr. centr. lock.	Foot brake	Drivers door opening sim.	Stop engine	Start engine	Comfort closure	Trunk release	All doors unlock	Driver door unlock	All doors lock	Turn signal control	Contr. of factory alarm	Contr.c.lock. when ign.is on																				
1	2	3	4	5	6	7	8	9	10	11	12	13	14	15	1	2	3	4	5	6	7	8	1	2	3	4	5	6	7	8	9	10	+	+	+	+	+	+	+	+	+	+	+	+	+	+	+	+	+	+	+	+	+	+

Comments:

Switches:

MERCEDES ML (164) year: **2005** → with and without Keyless System programme No: **117** from: **2013-09-26**

connector 15 pin															connector 8 pin								connector 10 pin																															
OUT	OUT	OUT	OUT	OUT	OUT	OUT	OUT	OUT	OUT	OUT	OUT	OUT	OUT	OUT	+	-	CAN H	CAN L	CAN H	CAN L	OUT +/-	OUT +/-	OUT	IN	IN	IN	IN	IN	IN	IN	IN	IN	IN	IN																				
Driver door sensor	Passengers door sensor	Trunk sense	Hood sense	Factory alarm++	Armed state	Lock factory remote	Unlock factory remote	Switches combination	Hand brake	Speed 10kmph	Engine run	Engine speed (RPM)	Ignition	Key in ignition	PWR +12V	GND	CAN1-H	CAN1-L	CAN2-H	CAN2-L	Alter. control blinkers	Alt. contr. centr. lock.	Foot brake	Drivers door opening sim.	Stop engine	Start engine	Comfort closure	Trunk release	All doors unlock	Driver door unlock	All doors lock	Turn signal control	Contr. of factory alarm	Contr.c.lock. when ign.is on																				
1	2	3	4	5	6	7	8	9	10	11	12	13	14	15	1	2	3	4	5	6	7	8	1	2	3	4	5	6	7	8	9	10	+	+	+	+	+	+	+	+	+	+	+	+	+	+	+	+	+	+	+	+	+	+

Comments:

Switches:

MERCEDES R (251) year: **2006** → with and without Keyless System programme No: **117** from: **2013-09-26**

connector 15 pin															connector 8 pin								connector 10 pin																															
OUT	OUT	OUT	OUT	OUT	OUT	OUT	OUT	OUT	OUT	OUT	OUT	OUT	OUT	OUT	+	-	CAN H	CAN L	CAN H	CAN L	OUT +/-	OUT +/-	OUT	IN	IN	IN	IN	IN	IN	IN	IN	IN	IN	IN																				
Driver door sensor	Passengers door sensor	Trunk sense	Hood sense	Factory alarm++	Armed state	Lock factory remote	Unlock factory remote	Switches combination	Hand brake	Speed 10kmph	Engine run	Engine speed (RPM)	Ignition	Key in ignition	PWR +12V	GND	CAN1-H	CAN1-L	CAN2-H	CAN2-L	Alter. control blinkers	Alt. contr. centr. lock.	Foot brake	Drivers door opening sim.	Stop engine	Start engine	Comfort closure	Trunk release	All doors unlock	Driver door unlock	All doors lock	Turn signal control	Contr. of factory alarm	Contr.c.lock. when ign.is on																				
1	2	3	4	5	6	7	8	9	10	11	12	13	14	15	1	2	3	4	5	6	7	8	1	2	3	4	5	6	7	8	9	10	+	+	+	+	+	+	+	+	+	+	+	+	+	+	+	+	+	+	+	+	+	+

Comments:

Switches:

MERCEDES S (221) year: **2005** → with and without Keyless System programme No: **141** from: **2013-04-25**

connector 15 pin															connector 8 pin								connector 10 pin																															
OUT	OUT	OUT	OUT	OUT	OUT	OUT	OUT	OUT	OUT	OUT	OUT	OUT	OUT	OUT	+	-	CAN H	CAN L	CAN H	CAN L	OUT +/-	OUT +/-	OUT	IN	IN	IN	IN	IN	IN	IN	IN	IN	IN	IN																				
Driver door sensor	Passengers door sensor	Trunk sense	Hood sense	Factory alarm++	Armed state	Lock factory remote	Unlock factory remote	Switches combination	Hand brake	Speed 10kmph	Engine run	Engine speed (RPM)	Ignition	Key in ignition	PWR +12V	GND	CAN1-H	CAN1-L	CAN2-H	CAN2-L	Alter. control blinkers	Alt. contr. centr. lock.	Foot brake	Drivers door opening sim.	Stop engine	Start engine	Comfort closure	Trunk release	All doors unlock	Driver door unlock	All doors lock	Turn signal control	Contr. of factory alarm	Contr.c.lock. when ign.is on																				
1	2	3	4	5	6	7	8	9	10	11	12	13	14	15	1	2	3	4	5	6	7	8	1	2	3	4	5	6	7	8	9	10	+	+	+	+	+	+	+	+	+	+	+	+	+	+	+	+	+	+	+	+	+	+

Comments:

Switches:

MERCEDES SPRINTER (906)															year: 2006 →								with and without Keyless System								programme No: 164								from: 2013-09-11	
connector 15 pin															connector 8 pin								connector 10 pin																	
OUT	OUT	OUT	OUT	OUT	OUT	OUT	OUT	OUT	OUT	OUT	OUT	OUT	OUT	OUT	+	-	CAN H	CAN L	CAN H	CAN L	OUT +/-	OUT +/-	OUT	IN	IN	IN	IN	IN	IN	IN	IN	IN	IN	IN						
Driver door sensor	Passengers door sensor	Trunk sense	Hood sense	Factory alarm++	Armed state	Lock factory remote	Unlock factory remote	Switches combination	Hand brake	Speed 10kmph	Engine run	Engine speed (RPM)	Ignition	Key in ignition	PWR +12V	GND	CAN1-H	CAN1-L	CAN2-H	CAN2-L	Alter. control blinkers	Alt. contr. centr. lock.	Foot brake	Drivers door opening sim.	Stop engine	Start engine	Comfort closure	Trunk release	All doors unlock	Driver door unlock	All doors lock	Turn signal control	Contr. of factory alarm	Contr.c.lock. when ign.is on						
1	2	3	4	5	6	7	8	9	10	11	12	13	14	15	1	2	3	4	5	6	7	8	1	2	3	4	5	6	7	8	9	10	+	+						
+	+	+	+	+	+	+	+	+	+	+	+	+	+	+	+	+	+	+	+	+	+	+	+	+	+	+	+	+	+	+	+	+	+	+						

MERCEDES VIANO (639)															year: 2011 →								with and without Keyless System								programme No: 164								from: 2013-09-11	
connector 15 pin															connector 8 pin								connector 10 pin																	
OUT	OUT	OUT	OUT	OUT	OUT	OUT	OUT	OUT	OUT	OUT	OUT	OUT	OUT	OUT	+	-	CAN H	CAN L	CAN H	CAN L	OUT +/-	OUT +/-	OUT	IN	IN	IN	IN	IN	IN	IN	IN	IN	IN	IN						
Driver door sensor	Passengers door sensor	Trunk sense	Hood sense	Factory alarm++	Armed state	Lock factory remote	Unlock factory remote	Switches combination	Hand brake	Speed 10kmph	Engine run	Engine speed (RPM)	Ignition	Key in ignition	PWR +12V	GND	CAN1-H	CAN1-L	CAN2-H	CAN2-L	Alter. control blinkers	Alt. contr. centr. lock.	Foot brake	Drivers door opening sim.	Stop engine	Start engine	Comfort closure	Trunk release	All doors unlock	Driver door unlock	All doors lock	Turn signal control	Contr. of factory alarm	Contr.c.lock. when ign.is on						
1	2	3	4	5	6	7	8	9	10	11	12	13	14	15	1	2	3	4	5	6	7	8	1	2	3	4	5	6	7	8	9	10	+	+						
+	+	+	+	+	+	+	+	+	+	+	+	+	+	+	+	+	+	+	+	+	+	+	+	+	+	+	+	+	+	+	+	+	+	+						

MERCEDES VIANO (639)															year: 2003 →								with and without Keyless System								programme No: 164								from: 2013-09-11	
connector 15 pin															connector 8 pin								connector 10 pin																	
OUT	OUT	OUT	OUT	OUT	OUT	OUT	OUT	OUT	OUT	OUT	OUT	OUT	OUT	OUT	+	-	CAN H	CAN L	CAN H	CAN L	OUT +/-	OUT +/-	OUT	IN	IN	IN	IN	IN	IN	IN	IN	IN	IN	IN						
Driver door sensor	Passengers door sensor	Trunk sense	Hood sense	Factory alarm++	Armed state	Lock factory remote	Unlock factory remote	Switches combination	Hand brake	Speed 10kmph	Engine run	Engine speed (RPM)	Ignition	Key in ignition	PWR +12V	GND	CAN1-H	CAN1-L	CAN2-H	CAN2-L	Alter. control blinkers	Alt. contr. centr. lock.	Foot brake	Drivers door opening sim.	Stop engine	Start engine	Comfort closure	Trunk release	All doors unlock	Driver door unlock	All doors lock	Turn signal control	Contr. of factory alarm	Contr.c.lock. when ign.is on						
1	2	3	4	5	6	7	8	9	10	11	12	13	14	15	1	2	3	4	5	6	7	8	1	2	3	4	5	6	7	8	9	10	+	+						
+	+	+	+	+	+	+	+	+	+	+	+	+	+	+	+	+	+	+	+	+	+	+	+	+	+	+	+	+	+	+	+	+	+	+						

MERCEDES VITO (639)															year: 2011 →								with and without Keyless System								programme No: 164								from: 2013-09-11	
connector 15 pin															connector 8 pin								connector 10 pin																	
OUT	OUT	OUT	OUT	OUT	OUT	OUT	OUT	OUT	OUT	OUT	OUT	OUT	OUT	OUT	+	-	CAN H	CAN L	CAN H	CAN L	OUT +/-	OUT +/-	OUT	IN	IN	IN	IN	IN	IN	IN	IN	IN	IN	IN						
Driver door sensor	Passengers door sensor	Trunk sense	Hood sense	Factory alarm++	Armed state	Lock factory remote	Unlock factory remote	Switches combination	Hand brake	Speed 10kmph	Engine run	Engine speed (RPM)	Ignition	Key in ignition	PWR +12V	GND	CAN1-H	CAN1-L	CAN2-H	CAN2-L	Alter. control blinkers	Alt. contr. centr. lock.	Foot brake	Drivers door opening sim.	Stop engine	Start engine	Comfort closure	Trunk release	All doors unlock	Driver door unlock	All doors lock	Turn signal control	Contr. of factory alarm	Contr.c.lock. when ign.is on						
1	2	3	4	5	6	7	8	9	10	11	12	13	14	15	1	2	3	4	5	6	7	8	1	2	3	4	5	6	7	8	9	10	+	+						
+	+	+	+	+	+	+	+	+	+	+	+	+	+	+	+	+	+	+	+	+	+	+	+	+	+	+	+	+	+	+	+	+	+	+						

MERCEDES VITO (639)															year: 2003 →								with and without Keyless System								programme No: 164								from: 2013-09-11	
connector 15 pin															connector 8 pin								connector 10 pin																	
OUT	OUT	OUT	OUT	OUT	OUT	OUT	OUT	OUT	OUT	OUT	OUT	OUT	OUT	OUT	+	-	CAN H	CAN L	CAN H	CAN L	OUT +/-	OUT +/-	OUT	IN	IN	IN	IN	IN	IN	IN	IN	IN	IN	IN						
Driver door sensor	Passengers door sensor	Trunk sense	Hood sense	Factory alarm++	Armed state	Lock factory remote	Unlock factory remote	Switches combination	Hand brake	Speed 10kmph	Engine run	Engine speed (RPM)	Ignition	Key in ignition	PWR +12V	GND	CAN1-H	CAN1-L	CAN2-H	CAN2-L	Alter. control blinkers	Alt. contr. centr. lock.	Foot brake	Drivers door opening sim.	Stop engine	Start engine	Comfort closure	Trunk release	All doors unlock	Driver door unlock	All doors lock	Turn signal control	Contr. of factory alarm	Contr.c.lock. when ign.is on						
1	2	3	4	5	6	7	8	9	10	11	12	13	14	15	1	2	3	4	5	6	7	8	1	2	3	4	5	6	7	8	9	10	+	+						
+	+	+	+	+	+	+	+	+	+	+	+	+	+	+	+	+	+	+	+	+	+	+	+	+	+	+	+	+	+	+	+	+	+	+						

MINI COOPER (R56)															year: 2006 →	with and without Keyless System								programme No: 118	from: 2013-05-16																	
connector 15 pin															connector 8 pin								connector 10 pin																			
OUT	OUT	OUT	OUT	OUT	OUT	OUT	OUT	OUT	OUT	OUT	OUT	OUT	OUT	OUT	+	-	CAN H	CAN L	CAN H	CAN L	OUT +/-	OUT +/-	OUT	IN	IN	IN	IN	IN	IN	IN	IN	IN	IN	IN								
Driver door sensor	Passengers door sensor	Trunk sense	Hood sense	Factory alarm++	Armed state	Lock factory remote	Unlock factory remote	Switches combination	Hand brake	Speed 10kmph	Engine run	Engine speed (RPM)	Ignition	Key in ignition	PWR +12V	GND	CAN1-H	CAN1-L	CAN2-H	CAN2-L	Alter. control blinkers	Alt. contr. centr. lock.	Foot brake	Drivers door opening sim.	Stop engine	Start engine	Comfort closure	Trunk release	All doors unlock	Driver door unlock	All doors lock	Turn signal control										
1	2	3	4	5	6	7	8	9	10	11	12	13	14	15	1	2	3	4	5	6	7	8	1	2	3	4	5	6	7	8	9	10										
+	+	+	+	+	+	+	+	+	+	+	+	+	+	+	+	+	+	+	-	-	+	+	+	+	3	4	5	6	+	+	+	+										
Comments:															For car with Keyless system, program 137 has to be set. Functions "All doors unlock"* & "All doors lock" works like driver's door lock.																											
Switches:															<input checked="" type="checkbox"/> <input checked="" type="checkbox"/> <input checked="" type="checkbox"/>																											

MINI COUNTRYMAN (R60)															year: 2010 →	with and without Keyless System								programme No: 118	from: 2013-05-16																	
connector 15 pin															connector 8 pin								connector 10 pin																			
OUT	OUT	OUT	OUT	OUT	OUT	OUT	OUT	OUT	OUT	OUT	OUT	OUT	OUT	OUT	+	-	CAN H	CAN L	CAN H	CAN L	OUT +/-	OUT +/-	OUT	IN	IN	IN	IN	IN	IN	IN	IN	IN	IN	IN								
Driver door sensor	Passengers door sensor	Trunk sense	Hood sense	Factory alarm++	Armed state	Lock factory remote	Unlock factory remote	Switches combination	Hand brake	Speed 10kmph	Engine run	Engine speed (RPM)	Ignition	Key in ignition	PWR +12V	GND	CAN1-H	CAN1-L	CAN2-H	CAN2-L	Alter. control blinkers	Alt. contr. centr. lock.	Foot brake	Drivers door opening sim.	Stop engine	Start engine	Comfort closure	Trunk release	All doors unlock	Driver door unlock	All doors lock	Turn signal control										
1	2	3	4	5	6	7	8	9	10	11	12	13	14	15	1	2	3	4	5	6	7	8	1	2	3	4	5	6	7	8	9	10										
+	+	+	+	+	+	+	+	+	+	+	+	+	+	+	+	+	+	+	-	-	+	+	+	+	3	4	5	6	+	+	+	+										
Comments:																																										
Switches:															<input checked="" type="checkbox"/> <input checked="" type="checkbox"/> <input checked="" type="checkbox"/>																											

MINI ONE (R56)															year: 2007 →	with and without Keyless System								programme No: 118	from: 2013-05-16																	
connector 15 pin															connector 8 pin								connector 10 pin																			
OUT	OUT	OUT	OUT	OUT	OUT	OUT	OUT	OUT	OUT	OUT	OUT	OUT	OUT	OUT	+	-	CAN H	CAN L	CAN H	CAN L	OUT +/-	OUT +/-	OUT	IN	IN	IN	IN	IN	IN	IN	IN	IN	IN	IN								
Driver door sensor	Passengers door sensor	Trunk sense	Hood sense	Factory alarm++	Armed state	Lock factory remote	Unlock factory remote	Switches combination	Hand brake	Speed 10kmph	Engine run	Engine speed (RPM)	Ignition	Key in ignition	PWR +12V	GND	CAN1-H	CAN1-L	CAN2-H	CAN2-L	Alter. control blinkers	Alt. contr. centr. lock.	Foot brake	Drivers door opening sim.	Stop engine	Start engine	Comfort closure	Trunk release	All doors unlock	Driver door unlock	All doors lock	Turn signal control										
1	2	3	4	5	6	7	8	9	10	11	12	13	14	15	1	2	3	4	5	6	7	8	1	2	3	4	5	6	7	8	9	10										
+	+	+	+	+	+	+	+	+	+	+	+	+	+	+	+	+	+	+	-	-	+	+	+	+	3	4	5	6	+	+	+	+										
Comments:															For car with Keyless system, program 137 has to be set. Functions "All doors unlock"* & "All doors lock" works like driver's door lock.																											
Switches:															<input checked="" type="checkbox"/> <input checked="" type="checkbox"/> <input checked="" type="checkbox"/>																											

MITSUBISHI ASX															year: 2010 →	with and without Keyless System								programme No: 451	from: 2013-11-04																	
connector 15 pin															connector 8 pin								connector 10 pin																			
OUT	OUT	OUT	OUT	OUT	OUT	OUT	OUT	OUT	OUT	OUT	OUT	OUT	OUT	OUT	+	-	CAN H	CAN L	CAN H	CAN L	OUT +/-	OUT +/-	OUT	IN	IN	IN	IN	IN	IN	IN	IN	IN	IN	IN								
Driver door sensor	Passengers door sensor	Trunk sense	Hood sense	Factory alarm++	Armed state	Lock factory remote	Unlock factory remote	Switches combination	Hand brake	Speed 10kmph	Engine run	Engine speed (RPM)	Ignition	Key in ignition	PWR +12V	GND	CAN1-H	CAN1-L	CAN2-H	CAN2-L	Alter. control blinkers	Alt. contr. centr. lock.	Foot brake	Drivers door opening sim.	Stop engine	Start engine	Comfort closure	Trunk release	All doors unlock	Driver door unlock	All doors lock	Turn signal control										
1	2	3	4	5	6	7	8	9	10	11	12	13	14	15	1	2	3	4	5	6	7	8	1	2	3	4	5	6	7	8	9	10										
+	+	+	+	-	+	+	+	+	+	+	+	+	+	+	+	+	+	+	-	-	+	+	+	+	3	4	5	6	+	+	+	+										
Comments:																																										
Switches:															<input checked="" type="checkbox"/> <input checked="" type="checkbox"/> <input checked="" type="checkbox"/>																											

MITSUBISHI COLT															year: 2008 →	without Keyless System								programme No: 394	from: 2013-04-19																	
connector 15 pin															connector 8 pin								connector 10 pin																			
OUT	OUT	OUT	OUT	OUT	OUT	OUT	OUT	OUT	OUT	OUT	OUT	OUT	OUT	OUT	+	-	CAN H	CAN L	CAN H	CAN L	OUT +/-	OUT +/-	OUT	IN	IN	IN	IN	IN	IN	IN	IN	IN	IN	IN								
Driver door sensor	Passengers door sensor	Trunk sense	Hood sense	Factory alarm++	Armed state	Lock factory remote	Unlock factory remote	Switches combination	Hand brake	Speed 10kmph	Engine run	Engine speed (RPM)	Ignition	Key in ignition	PWR +12V	GND	CAN1-H	CAN1-L	CAN2-H	CAN2-L	Alter. control blinkers	Alt. contr. centr. lock.	Foot brake	Drivers door opening sim.	Stop engine	Start engine	Comfort closure	Trunk release	All doors unlock	Driver door unlock	All doors lock	Turn signal control										
1	2	3	4	5	6	7	8	9	10	11	12	13	14	15	1	2	3	4	5	6	7	8	1	2	3	4	5	6	7	8	9	10										
+	+	+	+	+	+	+	+	+	+	+	+	+	+	+	+	+	+	+	-	-	+	+	+	+	3	4	5	6	+	+	+	+										
Comments:																																										
Switches:															<input checked="" type="checkbox"/> <input checked="" type="checkbox"/> <input checked="" type="checkbox"/>																											

MITSUBISHI L200															year: 2006 →								programme №: 179										from: 2013-03-13					
connector 15 pin															connector 8 pin								connector 10 pin															
OUT	OUT	OUT	OUT	OUT	OUT	OUT	OUT	OUT	OUT	OUT	OUT	OUT	OUT	OUT	+	-	CAN H	CAN L	CAN H	CAN L	CAN L	OUT +/-	OUT +/-	OUT	IN	IN	IN	IN	IN	IN	IN	IN	IN	IN	IN	IN		
Driver door sensor	Passengers door sensor	Trunk sense	Hood sense	Factory alarm++	Armed state	Lock factory remote	Unlock factory remote	Switches combination	Hand brake	Speed 10kmph	Engine run	Engine speed (RPM)	Ignition	Key in ignition	PWR +12V	GND	CAN1-H	CAN1-L	CAN2-H	CAN2-L	Alter. control blinkers	Alt. contr. centr. lock.	Foot brake	Drivers door opening sim.	Stop engine	Start engine	Comfort closure	Trunk release	All doors unlock	Driver door unlock	All doors lock	Turn signal control	Contr. of factory alarm	Contr. c.lock. when ign.is on				
1	2	3	4	5	6	7	8	9	10	11	12	13	14	15	1	2	3	4	5	6	7	8	1	2	3	4	5	6	7	8	9	10						
+	+	-	-	+	-	-	-	+	-	+	+	+	+	+	+	+	+	+	-	-	-	+	-	+	-	-	-	-	-	-	-	-	+	+				

MITSUBISHI LANCER (X)															year: 2011 →								programme №: 451										from: 2013-11-04			
connector 15 pin															connector 8 pin								connector 10 pin													
OUT	OUT	OUT	OUT	OUT	OUT	OUT	OUT	OUT	OUT	OUT	OUT	OUT	OUT	OUT	+	-	CAN H	CAN L	CAN H	CAN L	OUT +/-	OUT +/-	OUT	IN	IN	IN	IN	IN	IN	IN	IN	IN	IN	IN		
Driver door sensor	Passengers door sensor	Trunk sense	Hood sense	Factory alarm++	Armed state	Lock factory remote	Unlock factory remote	Switches combination	Hand brake	Speed 10kmph	Engine run	Engine speed (RPM)	Ignition	Key in ignition	PWR +12V	GND	CAN1-H	CAN1-L	CAN2-H	CAN2-L	Alter. control blinkers	Alt. contr. centr. lock.	Foot brake	Drivers door opening sim.	Stop engine	Start engine	Comfort closure	Trunk release	All doors unlock	Driver door unlock	All doors lock	Turn signal control	Contr. of factory alarm	Contr. c.lock. when ign.is on		
1	2	3	4	5	6	7	8	9	10	11	12	13	14	15	1	2	3	4	5	6	7	8	1	2	3	4	5	6	7	8	9	10				
+	+	+	+	+	+	+	+	+	+	+	+	+	+	+	+	+	+	+	-	-	-	+	-	+	-	-	-	-	-	-	-	-	+	+		

Comments: If car don't have factory remote control - to activate "Turn signal control", "Trunk release", "All doors unlock", "Driver door unlock", "All doors lock" functions must be using a computer serwis UMT-3 and activate Keyless function (ETACS -> Coding -> Coding Options -> Keyless - Present).

Switches:

MITSUBISHI LANCER (X)															year: 2008 →								programme №: 142										from: 2013-04-18			
connector 15 pin															connector 8 pin								connector 10 pin													
OUT	OUT	OUT	OUT	OUT	OUT	OUT	OUT	OUT	OUT	OUT	OUT	OUT	OUT	OUT	+	-	CAN H	CAN L	CAN H	CAN L	OUT +/-	OUT +/-	OUT	IN	IN	IN	IN	IN	IN	IN	IN	IN	IN	IN		
Driver door sensor	Passengers door sensor	Trunk sense	Hood sense	Factory alarm++	Armed state	Lock factory remote	Unlock factory remote	Switches combination	Hand brake	Speed 10kmph	Engine run	Engine speed (RPM)	Ignition	Key in ignition	PWR +12V	GND	CAN1-H	CAN1-L	CAN2-H	CAN2-L	Alter. control blinkers	Alt. contr. centr. lock.	Foot brake	Drivers door opening sim.	Stop engine	Start engine	Comfort closure	Trunk release	All doors unlock	Driver door unlock	All doors lock	Turn signal control	Contr. of factory alarm	Contr. c.lock. when ign.is on		
1	2	3	4	5	6	7	8	9	10	11	12	13	14	15	1	2	3	4	5	6	7	8	1	2	3	4	5	6	7	8	9	10				
+	+	+	+	+	+	+	+	+	+	+	+	+	+	+	+	+	+	+	-	-	-	+	-	+	-	-	-	-	-	-	-	-	+	+		

Comments: If car don't have factory remote control - to activate "Turn signal control", "Trunk release", "All doors unlock", "Driver door unlock", "All doors lock" functions must be using a computer serwis UMT-3 and activate Keyless function (ETACS -> Coding -> Coding Options -> Keyless - Present).

Switches:

MITSUBISHI OUTLANDER															year: 2013 →								programme №: 393										from: 2013-04-17			
connector 15 pin															connector 8 pin								connector 10 pin													
OUT	OUT	OUT	OUT	OUT	OUT	OUT	OUT	OUT	OUT	OUT	OUT	OUT	OUT	OUT	+	-	CAN H	CAN L	CAN H	CAN L	OUT +/-	OUT +/-	OUT	IN	IN	IN	IN	IN	IN	IN	IN	IN	IN	IN		
Driver door sensor	Passengers door sensor	Trunk sense	Hood sense	Factory alarm++	Armed state	Lock factory remote	Unlock factory remote	Switches combination	Hand brake	Speed 10kmph	Engine run	Engine speed (RPM)	Ignition	Key in ignition	PWR +12V	GND	CAN1-H	CAN1-L	CAN2-H	CAN2-L	Alter. control blinkers	Alt. contr. centr. lock.	Foot brake	Drivers door opening sim.	Stop engine	Start engine	Comfort closure	Trunk release	All doors unlock	Driver door unlock	All doors lock	Turn signal control	Contr. of factory alarm	Contr. c.lock. when ign.is on		
1	2	3	4	5	6	7	8	9	10	11	12	13	14	15	1	2	3	4	5	6	7	8	1	2	3	4	5	6	7	8	9	10				
+	+	+	+	+	+	+	+	+	+	+	+	+	+	+	+	+	+	+	-	-	-	+	-	+	-	-	-	-	-	-	-	-	+	+		

MITSUBISHI OUTLANDER															year: 2013 →								programme №: 393										from: 2013-04-17			
connector 15 pin															connector 8 pin								connector 10 pin													
OUT	OUT	OUT	OUT	OUT	OUT	OUT	OUT	OUT	OUT	OUT	OUT	OUT	OUT	OUT	+	-	CAN H	CAN L	CAN H	CAN L	OUT +/-	OUT +/-	OUT	IN	IN	IN	IN	IN	IN	IN	IN	IN	IN	IN		
Driver door sensor	Passengers door sensor	Trunk sense	Hood sense	Factory alarm++	Armed state	Lock factory remote	Unlock factory remote	Switches combination	Hand brake	Speed 10kmph	Engine run	Engine speed (RPM)	Ignition	Key in ignition	PWR +12V	GND	CAN1-H	CAN1-L	CAN2-H	CAN2-L	Alter. control blinkers	Alt. contr. centr. lock.	Foot brake	Drivers door opening sim.	Stop engine	Start engine	Comfort closure	Trunk release	All doors unlock	Driver door unlock	All doors lock	Turn signal control	Contr. of factory alarm	Contr. c.lock. when ign.is on		
1	2	3	4	5	6	7	8	9	10	11	12	13	14	15	1	2	3	4	5	6	7	8	1	2	3	4	5	6	7	8	9	10				
+	+	+	+	+	+	+	+	+	+	+	+	+	+	+	+	+	+	+	-	-	-	+	-	+	-	-	-	-	-	-	-	-	+	+		

Comments: Function "Trunk release" opens/closes trunk door and works only when central lock is opened.

Switches:

MITSUBISHI OUTLANDER (XL)															year: 2007 →	with and without Keyless System								programme No: 142	from: 2013-04-18												
connector 15 pin															connector 8 pin								connector 10 pin														
OUT	OUT	OUT	OUT	OUT	OUT	OUT	OUT	OUT	OUT	OUT	OUT	OUT	OUT	OUT	+	-	CAN H	CAN L	CAN H	CAN L	OUT +/-	OUT +/-	OUT	IN	IN	IN	IN	IN	IN	IN	IN	IN	IN	IN			
Driver door sensor	Passengers door sensor	Trunk sense	Hood sense	Factory alarm++	Armed state	Lock factory remote	Unlock factory remote	Switches combination	Hand brake	Speed 10kmph	Engine run	Engine speed (RPM)	Ignition	Key in ignition	PWR +12V	GND	CAN1-H	CAN1-L	CAN2-H	CAN2-L	Alter. control blinkers	Alt. contr. centr. lock.	Foot brake	Drivers door opening sim.	Stop engine	Start engine	Comfort closure	Trunk release	All doors unlock	Driver door unlock	All doors lock	Turn signal control					
1	2	3	4	5	6	7	8	9	10	11	12	13	14	15	1	2	3	4	5	6	7	8	1	2	3	4	5	6	7	8	9	10					
+	+	+	+	+	+	+	+	+	+	+	+	+	+	+	+	+	+	+	-	-	+	+	+	+	+	+	+	+	+	+	+	+					
Comments:																																					
Switches:																																					

MITSUBISHI PAJERO															year: 2012 →	with and without Keyless System								programme No: 178	from: 2013-03-13												
connector 15 pin															connector 8 pin								connector 10 pin														
OUT	OUT	OUT	OUT	OUT	OUT	OUT	OUT	OUT	OUT	OUT	OUT	OUT	OUT	OUT	+	-	CAN H	CAN L	CAN H	CAN L	OUT +/-	OUT +/-	OUT	IN	IN	IN	IN	IN	IN	IN	IN	IN	IN				
Driver door sensor	Passengers door sensor	Trunk sense	Hood sense	Factory alarm++	Armed state	Lock factory remote	Unlock factory remote	Switches combination	Hand brake	Speed 10kmph	Engine run	Engine speed (RPM)	Ignition	Key in ignition	PWR +12V	GND	CAN1-H	CAN1-L	CAN2-H	CAN2-L	Alter. control blinkers	Alt. contr. centr. lock.	Foot brake	Drivers door opening sim.	Stop engine	Start engine	Comfort closure	Trunk release	All doors unlock	Driver door unlock	All doors lock	Turn signal control					
1	2	3	4	5	6	7	8	9	10	11	12	13	14	15	1	2	3	4	5	6	7	8	1	2	3	4	5	6	7	8	9	10					
+	+	+	-	+	+	-	-	+	+	+	+	+	+	+	+	+	+	+	-	-	+	+	+	+	+	+	+	+	+	+	+	+					
Comments:															2 seconds after the ignition starts, "Hand brake status" is active regardless of whether the hand break is off.																						
Switches:																																					

MITSUBISHI PAJERO															year: 2007 →	with and without Keyless System								programme No: 178	from: 2013-03-13												
connector 15 pin															connector 8 pin								connector 10 pin														
OUT	OUT	OUT	OUT	OUT	OUT	OUT	OUT	OUT	OUT	OUT	OUT	OUT	OUT	OUT	+	-	CAN H	CAN L	CAN H	CAN L	OUT +/-	OUT +/-	OUT	IN	IN	IN	IN	IN	IN	IN	IN	IN	IN				
Driver door sensor	Passengers door sensor	Trunk sense	Hood sense	Factory alarm++	Armed state	Lock factory remote	Unlock factory remote	Switches combination	Hand brake	Speed 10kmph	Engine run	Engine speed (RPM)	Ignition	Key in ignition	PWR +12V	GND	CAN1-H	CAN1-L	CAN2-H	CAN2-L	Alter. control blinkers	Alt. contr. centr. lock.	Foot brake	Drivers door opening sim.	Stop engine	Start engine	Comfort closure	Trunk release	All doors unlock	Driver door unlock	All doors lock	Turn signal control					
1	2	3	4	5	6	7	8	9	10	11	12	13	14	15	1	2	3	4	5	6	7	8	1	2	3	4	5	6	7	8	9	10					
+	+	+	+	+	+	-	-	+	+	+	+	+	+	+	+	+	+	+	-	-	+	+	+	+	+	+	+	+	+	+	+	+					
Comments:															2 seconds after the ignition starts, "Hand brake status" is active regardless of whether the hand break is off.																						
Switches:																																					

MITSUBISHI PAJERO SPORT															year: 2008 →	with and without Keyless System								programme No: 179	from: 2013-03-13												
connector 15 pin															connector 8 pin								connector 10 pin														
OUT	OUT	OUT	OUT	OUT	OUT	OUT	OUT	OUT	OUT	OUT	OUT	OUT	OUT	OUT	+	-	CAN H	CAN L	CAN H	CAN L	OUT +/-	OUT +/-	OUT	IN	IN	IN	IN	IN	IN	IN	IN	IN	IN				
Driver door sensor	Passengers door sensor	Trunk sense	Hood sense	Factory alarm++	Armed state	Lock factory remote	Unlock factory remote	Switches combination	Hand brake	Speed 10kmph	Engine run	Engine speed (RPM)	Ignition	Key in ignition	PWR +12V	GND	CAN1-H	CAN1-L	CAN2-H	CAN2-L	Alter. control blinkers	Alt. contr. centr. lock.	Foot brake	Drivers door opening sim.	Stop engine	Start engine	Comfort closure	Trunk release	All doors unlock	Driver door unlock	All doors lock	Turn signal control					
1	2	3	4	5	6	7	8	9	10	11	12	13	14	15	1	2	3	4	5	6	7	8	1	2	3	4	5	6	7	8	9	10					
+	+	-	-	+	+	-	-	+	+	+	+	+	+	+	+	+	+	+	-	-	+	+	+	+	+	+	+	+	+	+	+	+					
Comments:																																					
Switches:																																					

NISSAN 350Z															year: 2006 →	with and without Keyless System								programme No: 216	from: 2013-03-13												
connector 15 pin															connector 8 pin								connector 10 pin														
OUT	OUT	OUT	OUT	OUT	OUT	OUT	OUT	OUT	OUT	OUT	OUT	OUT	OUT	OUT	+	-	CAN H	CAN L	CAN H	CAN L	OUT +/-	OUT +/-	OUT	IN	IN	IN	IN	IN	IN	IN	IN	IN	IN				
Driver door sensor	Passengers door sensor	Trunk sense	Hood sense	Factory alarm++	Armed state	Lock factory remote	Unlock factory remote	Switches combination	Hand brake	Speed 10kmph	Engine run	Engine speed (RPM)	Ignition	Key in ignition	PWR +12V	GND	CAN1-H	CAN1-L	CAN2-H	CAN2-L	Alter. control blinkers	Alt. contr. centr. lock.	Foot brake	Drivers door opening sim.	Stop engine	Start engine	Comfort closure	Trunk release	All doors unlock	Driver door unlock	All doors lock	Turn signal control					
1	2	3	4	5	6	7	8	9	10	11	12	13	14	15	1	2	3	4	5	6	7	8	1	2	3	4	5	6	7	8	9	10					
+	+	+	+	+	+	+	+	+	+	+	+	+	+	+	+	+	+	+	-	-	+	+	+	+	+	+	+	+	+	+	+	+					
Comments:															Closing of the car with Keyless does not issue status "Armed state" & "Factory system alarm". Opening of the car with Keyless issue this status.																						
Switches:																																					

NISSAN ALTIMA															year: 2007 →	with and without Keyless System								programme No: 216	from: 2013-03-13																	
connector 15 pin															connector 8 pin								connector 10 pin																			
OUT	OUT	OUT	OUT	OUT	OUT	OUT	OUT	OUT	OUT	OUT	OUT	OUT	OUT	OUT	+	-	CAN H	CAN L	CAN H	CAN L	OUT +/-	OUT +/-	OUT	IN	IN	IN	IN	IN	IN	IN	IN	IN	IN	IN								
Driver door sensor	Passengers door sensor	Trunk sense	Hood sense	Factory alarm++	Armed state	Lock factory remote	Unlock factory remote	Switches combination	Hand brake	Speed 10kmph	Engine run	Engine speed (RPM)	Ignition	Key in ignition	PWR +12V	GND	CAN1-H	CAN1-L	CAN2-H	CAN2-L	Alter. control blinkers	Alt. contr. centr. lock.	Foot brake	Drivers door opening sim.	Stop engine	Start engine	Comfort closure	Trunk release	All doors unlock	Driver door unlock	All doors lock	Turn signal control										
1	2	3	4	5	6	7	8	9	10	11	12	13	14	15	1	2	3	4	5	6	7	8	1	2	3	4	5	6	7	8	9	10										
+	+	+	+	+	+	+	+	+	+	+	+	+	+	+	+	+	+	+	-	-	+	+	+	+	3	4	5	6	+	+	+	+										
Comments:															Closing of the car with Keyless does not issue status "Armed state" & "Factory system alarm". Opening of the car with Keyless issue this status.																											
Switches:																																										

NISSAN CUBE															year: 2010 →	with and without Keyless System								programme No: 259	from: 2013-10-10																	
connector 15 pin															connector 8 pin								connector 10 pin																			
OUT	OUT	OUT	OUT	OUT	OUT	OUT	OUT	OUT	OUT	OUT	OUT	OUT	OUT	OUT	+	-	CAN H	CAN L	CAN H	CAN L	OUT +/-	OUT +/-	OUT	IN	IN	IN	IN	IN	IN	IN	IN	IN	IN									
Driver door sensor	Passengers door sensor	Trunk sense	Hood sense	Factory alarm++	Armed state	Lock factory remote	Unlock factory remote	Switches combination	Hand brake	Speed 10kmph	Engine run	Engine speed (RPM)	Ignition	Key in ignition	PWR +12V	GND	CAN1-H	CAN1-L	CAN2-H	CAN2-L	Alter. control blinkers	Alt. contr. centr. lock.	Foot brake	Drivers door opening sim.	Stop engine	Start engine	Comfort closure	Trunk release	All doors unlock	Driver door unlock	All doors lock	Turn signal control										
1	2	3	4	5	6	7	8	9	10	11	12	13	14	15	1	2	3	4	5	6	7	8	1	2	3	4	5	6	7	8	9	10										
+	+	+	+	+	+	+	+	+	+	+	+	+	+	+	+	+	+	+	-	-	+	+	+	+	3	4	5	6	+	+	+	+										
Comments:																																										
Switches:																																										

NISSAN INTERSTAR															year: 2006 →	with and without Keyless System								programme No: 224	from: 2013-09-24																	
connector 15 pin															connector 8 pin								connector 10 pin																			
OUT	OUT	OUT	OUT	OUT	OUT	OUT	OUT	OUT	OUT	OUT	OUT	OUT	OUT	OUT	+	-	CAN H	CAN L	CAN H	CAN L	OUT +/-	OUT +/-	OUT	IN	IN	IN	IN	IN	IN	IN	IN	IN	IN									
Driver door sensor	Passengers door sensor	Trunk sense	Hood sense	Factory alarm++	Armed state	Lock factory remote	Unlock factory remote	Switches combination	Hand brake	Speed 10kmph	Engine run	Engine speed (RPM)	Ignition	Key in ignition	PWR +12V	GND	CAN1-H	CAN1-L	CAN2-H	CAN2-L	Alter. control blinkers	Alt. contr. centr. lock.	Foot brake	Drivers door opening sim.	Stop engine	Start engine	Comfort closure	Trunk release	All doors unlock	Driver door unlock	All doors lock	Turn signal control										
1	2	3	4	5	6	7	8	9	10	11	12	13	14	15	1	2	3	4	5	6	7	8	1	2	3	4	5	6	7	8	9	10										
+	+	+	+	+	+	+	+	+	+	+	+	+	+	+	+	+	+	+	-	-	+	+	+	+	3	4	5	6	+	+	+	+										
Comments:																																										
Switches:																																										

NISSAN JUKE															year: 2010 →	with and without Keyless System								programme No: 259	from: 2013-10-10																	
connector 15 pin															connector 8 pin								connector 10 pin																			
OUT	OUT	OUT	OUT	OUT	OUT	OUT	OUT	OUT	OUT	OUT	OUT	OUT	OUT	OUT	+	-	CAN H	CAN L	CAN H	CAN L	OUT +/-	OUT +/-	OUT	IN	IN	IN	IN	IN	IN	IN	IN	IN	IN									
Driver door sensor	Passengers door sensor	Trunk sense	Hood sense	Factory alarm++	Armed state	Lock factory remote	Unlock factory remote	Switches combination	Hand brake	Speed 10kmph	Engine run	Engine speed (RPM)	Ignition	Key in ignition	PWR +12V	GND	CAN1-H	CAN1-L	CAN2-H	CAN2-L	Alter. control blinkers	Alt. contr. centr. lock.	Foot brake	Drivers door opening sim.	Stop engine	Start engine	Comfort closure	Trunk release	All doors unlock	Driver door unlock	All doors lock	Turn signal control										
1	2	3	4	5	6	7	8	9	10	11	12	13	14	15	1	2	3	4	5	6	7	8	1	2	3	4	5	6	7	8	9	10										
+	+	+	+	+	+	+	+	+	+	+	+	+	+	+	+	+	+	+	-	-	+	+	+	+	3	4	5	6	+	+	+	+										
Comments:																																										
Switches:																																										

NISSAN MAXIMA															year: 2004 →	with and without Keyless System								programme No: 174	from: 2013-03-13																	
connector 15 pin															connector 8 pin								connector 10 pin																			
OUT	OUT	OUT	OUT	OUT	OUT	OUT	OUT	OUT	OUT	OUT	OUT	OUT	OUT	OUT	+	-	CAN H	CAN L	CAN H	CAN L	OUT +/-	OUT +/-	OUT	IN	IN	IN	IN	IN	IN	IN	IN	IN	IN									
Driver door sensor	Passengers door sensor	Trunk sense	Hood sense	Factory alarm++	Armed state	Lock factory remote	Unlock factory remote	Switches combination	Hand brake	Speed 10kmph	Engine run	Engine speed (RPM)	Ignition	Key in ignition	PWR +12V	GND	CAN1-H	CAN1-L	CAN2-H	CAN2-L	Alter. control blinkers	Alt. contr. centr. lock.	Foot brake	Drivers door opening sim.	Stop engine	Start engine	Comfort closure	Trunk release	All doors unlock	Driver door unlock	All doors lock	Turn signal control										
1	2	3	4	5	6	7	8	9	10	11	12	13	14	15	1	2	3	4	5	6	7	8	1	2	3	4	5	6	7	8	9	10										
+	+	+	+	+	+	+	+	+	+	+	+	+	+	+	+	+	+	+	-	-	+	+	+	+	3	4	5	6	+	+	+	+										
Comments:															Closing of the car with Keyless does not issue status "Armed state" & "Factory system alarm". Opening of the car with Keyless issue this status.																											
Switches:																																										

NISSAN MICRA															year: 2014 →	with Keyless System only								programme No: 259	from: 2013-10-10									
connector 15 pin															connector 8 pin								connector 10 pin											
OUT	OUT	OUT	OUT	OUT	OUT	OUT	OUT	OUT	OUT	OUT	OUT	OUT	OUT	OUT	+	-	CAN H	CAN L	CAN H	CAN L	OUT +/-	OUT +/-	OUT	IN	IN	IN	IN	IN	IN	IN	IN	IN	IN	IN
Driver door sensor	Passengers door sensor	Trunk sense	Hood sense	Factory alarm++	Armed state	Lock factory remote	Unlock factory remote	Switches combination	Hand brake	Speed 10kmph	Engine run	Engine speed (RPM)	Ignition	Key in ignition	PWR +12V	GND	CAN1-H	CAN1-L	CAN2-H	CAN2-L	Alter. control blinkers	Alt. contr. centr. lock.	Foot brake	Drivers door opening sim.	Stop engine	Start engine	Comfort closure	Trunk release	All doors unlock	Driver door unlock	All doors lock	Turn signal control		
1	2	3	4	5	6	7	8	9	10	11	12	13	14	15	1	2	3	4	5	6	7	8	1	2	3	4	5	6	7	8	9	10		
+	+	+	+	+	+	+	+	+	+	+	+	+	+	+	+	+	+	+	-	-	+	-	+	-	+	+	-	+	+	+	+	+		
Comments:																																		
Switches:																																		

NISSAN MICRA															year: 2014 →	without Keyless System								programme No: 259	from: 2013-10-10									
connector 15 pin															connector 8 pin								connector 10 pin											
OUT	OUT	OUT	OUT	OUT	OUT	OUT	OUT	OUT	OUT	OUT	OUT	OUT	OUT	OUT	+	-	CAN H	CAN L	CAN H	CAN L	OUT +/-	OUT +/-	OUT	IN	IN	IN	IN	IN	IN	IN	IN	IN	IN	IN
Driver door sensor	Passengers door sensor	Trunk sense	Hood sense	Factory alarm++	Armed state	Lock factory remote	Unlock factory remote	Switches combination	Hand brake	Speed 10kmph	Engine run	Engine speed (RPM)	Ignition	Key in ignition	PWR +12V	GND	CAN1-H	CAN1-L	CAN2-H	CAN2-L	Alter. control blinkers	Alt. contr. centr. lock.	Foot brake	Drivers door opening sim.	Stop engine	Start engine	Comfort closure	Trunk release	All doors unlock	Driver door unlock	All doors lock	Turn signal control		
1	2	3	4	5	6	7	8	9	10	11	12	13	14	15	1	2	3	4	5	6	7	8	1	2	3	4	5	6	7	8	9	10		
+	+	+	+	+	+	+	+	+	+	+	+	+	+	+	+	+	+	+	-	-	+	-	+	-	+	+	-	+	+	+	+	+		
Comments:																																		
Switches:																																		

NISSAN MICRA															year: 2010 →	without Keyless System								programme No: 259	from: 2013-10-10									
connector 15 pin															connector 8 pin								connector 10 pin											
OUT	OUT	OUT	OUT	OUT	OUT	OUT	OUT	OUT	OUT	OUT	OUT	OUT	OUT	OUT	+	-	CAN H	CAN L	CAN H	CAN L	OUT +/-	OUT +/-	OUT	IN	IN	IN	IN	IN	IN	IN	IN	IN	IN	IN
Driver door sensor	Passengers door sensor	Trunk sense	Hood sense	Factory alarm++	Armed state	Lock factory remote	Unlock factory remote	Switches combination	Hand brake	Speed 10kmph	Engine run	Engine speed (RPM)	Ignition	Key in ignition	PWR +12V	GND	CAN1-H	CAN1-L	CAN2-H	CAN2-L	Alter. control blinkers	Alt. contr. centr. lock.	Foot brake	Drivers door opening sim.	Stop engine	Start engine	Comfort closure	Trunk release	All doors unlock	Driver door unlock	All doors lock	Turn signal control		
1	2	3	4	5	6	7	8	9	10	11	12	13	14	15	1	2	3	4	5	6	7	8	1	2	3	4	5	6	7	8	9	10		
+	+	+	+	+	+	+	+	+	+	+	+	+	+	+	+	+	+	+	-	-	+	-	+	-	+	+	-	+	+	+	+	+		
Comments:																																		
Switches:																																		

NISSAN MICRA															year: 2006 →	without Keyless System								programme No: 145	from: 2013-03-13									
connector 15 pin															connector 8 pin								connector 10 pin											
OUT	OUT	OUT	OUT	OUT	OUT	OUT	OUT	OUT	OUT	OUT	OUT	OUT	OUT	OUT	+	-	CAN H	CAN L	CAN H	CAN L	OUT +/-	OUT +/-	OUT	IN	IN	IN	IN	IN	IN	IN	IN	IN	IN	IN
Driver door sensor	Passengers door sensor	Trunk sense	Hood sense	Factory alarm++	Armed state	Lock factory remote	Unlock factory remote	Switches combination	Hand brake	Speed 10kmph	Engine run	Engine speed (RPM)	Ignition	Key in ignition	PWR +12V	GND	CAN1-H	CAN1-L	CAN2-H	CAN2-L	Alter. control blinkers	Alt. contr. centr. lock.	Foot brake	Drivers door opening sim.	Stop engine	Start engine	Comfort closure	Trunk release	All doors unlock	Driver door unlock	All doors lock	Turn signal control		
1	2	3	4	5	6	7	8	9	10	11	12	13	14	15	1	2	3	4	5	6	7	8	1	2	3	4	5	6	7	8	9	10		
+	+	+	+	+	+	+	+	+	+	+	+	+	+	+	+	+	+	+	-	-	+	-	+	-	+	+	-	+	+	+	+	+		
Comments:																																		
Switches:																																		

NISSAN MICRA															year: 2006 →	with Keyless System only								programme No: 186	from: 2013-03-13									
connector 15 pin															connector 8 pin								connector 10 pin											
OUT	OUT	OUT	OUT	OUT	OUT	OUT	OUT	OUT	OUT	OUT	OUT	OUT	OUT	OUT	+	-	CAN H	CAN L	CAN H	CAN L	OUT +/-	OUT +/-	OUT	IN	IN	IN	IN	IN	IN	IN	IN	IN	IN	IN
Driver door sensor	Passengers door sensor	Trunk sense	Hood sense	Factory alarm++	Armed state	Lock factory remote	Unlock factory remote	Switches combination	Hand brake	Speed 10kmph	Engine run	Engine speed (RPM)	Ignition	Key in ignition	PWR +12V	GND	CAN1-H	CAN1-L	CAN2-H	CAN2-L	Alter. control blinkers	Alt. contr. centr. lock.	Foot brake	Drivers door opening sim.	Stop engine	Start engine	Comfort closure	Trunk release	All doors unlock	Driver door unlock	All doors lock	Turn signal control		
1	2	3	4	5	6	7	8	9	10	11	12	13	14	15	1	2	3	4	5	6	7	8	1	2	3	4	5	6	7	8	9	10		
+	+	+	+	+	+	+	+	+	+	+	+	+	+	+	+	+	+	+	-	-	+	-	+	-	+	+	-	+	+	+	+	+		
Comments:																																		
Switches:																																		

NISSAN MURANO															year: 2009 →								with and without Keyless System								programme No: 216										from: 2013-03-13	
connector 15 pin															connector 8 pin								connector 10 pin																			
OUT	OUT	OUT	OUT	OUT	OUT	OUT	OUT	OUT	OUT	OUT	OUT	OUT	OUT	OUT	+	-	CAN H	CAN L	CAN H	CAN L	OUT +/-	OUT +/-	OUT	IN	IN	IN	IN	IN	IN	IN	IN	IN	IN	IN								
Driver door sensor	Passengers door sensor	Trunk sense	Hood sense	Factory alarm++	Armed state	Lock factory remote	Unlock factory remote	Switches combination	Hand brake	Speed 10kmph	Engine run	Engine speed (RPM)	Ignition	Key in ignition	PWR +12V	GND	CAN1-H	CAN1-L	CAN2-H	CAN2-L	Alter. control blinkers	Alt. contr. centr. lock.	Foot brake	Drivers door opening sim.	Stop engine	Start engine	Comfort closure	Trunk release	All doors unlock	Driver door unlock	All doors lock	Turn signal control	Contr. of factory alarm	Contr.c.lock. when ign.is on								
1	2	3	4	5	6	7	8	9	10	11	12	13	14	15	1	2	3	4	5	6	7	8	1	2	3	4	5	6	7	8	9	10	1	2								
+	+	+	+	+	+	+	+	+	+	+	+	+	+	+	+	+	+	+	+	+	+	+	+	+	+	+	+	+	+	+	+	+	+	+								

Comments: Keyless opening of passenger door or boot does not issue status "Armed state" & "Factory system alarm".

Switches:

NISSAN MURANO															year: 2007 →								with and without Keyless System								programme No: 174										from: 2013-03-13	
connector 15 pin															connector 8 pin								connector 10 pin																			
OUT	OUT	OUT	OUT	OUT	OUT	OUT	OUT	OUT	OUT	OUT	OUT	OUT	OUT	OUT	+	-	CAN H	CAN L	CAN H	CAN L	OUT +/-	OUT +/-	OUT	IN	IN	IN	IN	IN	IN	IN	IN	IN	IN	IN								
Driver door sensor	Passengers door sensor	Trunk sense	Hood sense	Factory alarm++	Armed state	Lock factory remote	Unlock factory remote	Switches combination	Hand brake	Speed 10kmph	Engine run	Engine speed (RPM)	Ignition	Key in ignition	PWR +12V	GND	CAN1-H	CAN1-L	CAN2-H	CAN2-L	Alter. control blinkers	Alt. contr. centr. lock.	Foot brake	Drivers door opening sim.	Stop engine	Start engine	Comfort closure	Trunk release	All doors unlock	Driver door unlock	All doors lock	Turn signal control	Contr. of factory alarm	Contr.c.lock. when ign.is on								
1	2	3	4	5	6	7	8	9	10	11	12	13	14	15	1	2	3	4	5	6	7	8	1	2	3	4	5	6	7	8	9	10	1	2								
+	+	+	+	+	+	+	+	+	+	+	+	+	+	+	+	+	+	+	+	+	+	+	+	+	+	+	+	+	+	+	+	+	+	+								

Comments: Closing of the car with Keyless does not issue status "Armed state" & "Factory system alarm". Opening of the car with Keyless issue this status.

Switches:

NISSAN NAVARA															year: 2005 →								without Keyless System								programme No: 139										from: 2013-03-13	
connector 15 pin															connector 8 pin								connector 10 pin																			
OUT	OUT	OUT	OUT	OUT	OUT	OUT	OUT	OUT	OUT	OUT	OUT	OUT	OUT	OUT	+	-	CAN H	CAN L	CAN H	CAN L	OUT +/-	OUT +/-	OUT	IN	IN	IN	IN	IN	IN	IN	IN	IN	IN	IN								
Driver door sensor	Passengers door sensor	Trunk sense	Hood sense	Factory alarm++	Armed state	Lock factory remote	Unlock factory remote	Switches combination	Hand brake	Speed 10kmph	Engine run	Engine speed (RPM)	Ignition	Key in ignition	PWR +12V	GND	CAN1-H	CAN1-L	CAN2-H	CAN2-L	Alter. control blinkers	Alt. contr. centr. lock.	Foot brake	Drivers door opening sim.	Stop engine	Start engine	Comfort closure	Trunk release	All doors unlock	Driver door unlock	All doors lock	Turn signal control	Contr. of factory alarm	Contr.c.lock. when ign.is on								
1	2	3	4	5	6	7	8	9	10	11	12	13	14	15	1	2	3	4	5	6	7	8	1	2	3	4	5	6	7	8	9	10	1	2								
+	+	+	+	+	+	+	+	+	+	+	+	+	+	+	+	+	+	+	+	+	+	+	+	+	+	+	+	+	+	+	+	+	+	+								

Comments:

Switches:

NISSAN NOTE															year: 2013 →								without Keyless System								programme No: 259										from: 2013-10-10	
connector 15 pin															connector 8 pin								connector 10 pin																			
OUT	OUT	OUT	OUT	OUT	OUT	OUT	OUT	OUT	OUT	OUT	OUT	OUT	OUT	OUT	+	-	CAN H	CAN L	CAN H	CAN L	OUT +/-	OUT +/-	OUT	IN	IN	IN	IN	IN	IN	IN	IN	IN	IN	IN								
Driver door sensor	Passengers door sensor	Trunk sense	Hood sense	Factory alarm++	Armed state	Lock factory remote	Unlock factory remote	Switches combination	Hand brake	Speed 10kmph	Engine run	Engine speed (RPM)	Ignition	Key in ignition	PWR +12V	GND	CAN1-H	CAN1-L	CAN2-H	CAN2-L	Alter. control blinkers	Alt. contr. centr. lock.	Foot brake	Drivers door opening sim.	Stop engine	Start engine	Comfort closure	Trunk release	All doors unlock	Driver door unlock	All doors lock	Turn signal control	Contr. of factory alarm	Contr.c.lock. when ign.is on								
1	2	3	4	5	6	7	8	9	10	11	12	13	14	15	1	2	3	4	5	6	7	8	1	2	3	4	5	6	7	8	9	10	1	2								
+	+	+	+	+	+	+	+	+	+	+	+	+	+	+	+	+	+	+	+	+	+	+	+	+	+	+	+	+	+	+	+	+	+	+								



Comments:



Switches:



NISSAN NOTE															year: 2013 →								with Keyless System								programme No: 259										from: 2013-10-10	
connector 15 pin															connector 8 pin								connector 10 pin																			
OUT	OUT	OUT	OUT	OUT	OUT	OUT	OUT	OUT	OUT	OUT	OUT	OUT	OUT	OUT	+	-	CAN H	CAN L	CAN H	CAN L	OUT +/-	OUT +/-	OUT	IN	IN	IN	IN	IN	IN	IN	IN	IN	IN	IN								
Driver door sensor	Passengers door sensor	Trunk sense	Hood sense	Factory alarm++	Armed state	Lock factory remote	Unlock factory remote	Switches combination	Hand brake	Speed 10kmph	Engine run	Engine speed (RPM)	Ignition	Key in ignition	PWR +12V	GND	CAN1-H	CAN1-L	CAN2-H	CAN2-L	Alter. control blinkers	Alt. contr. centr. lock.	Foot brake	Drivers door opening sim.	Stop engine	Start engine	Comfort closure	Trunk release	All doors unlock	Driver door unlock	All doors lock	Turn signal control	Contr. of factory alarm	Contr.c.lock. when ign.is on								
1	2	3	4	5	6	7	8	9	10	11	12	13	14	15	1	2	3	4	5	6	7	8	1	2	3	4	5	6	7	8	9	10	1	2								
+	+	+	+	+	+	+	+	+	+	+	+	+	+	+	+	+	+	+	+	+	+	+	+	+	+	+	+	+	+	+	+	+	+	+								



Comments:



Switches:

NISSAN NOTE															year: 2006 →	without Keyless System								programme No: 145	from: 2013-03-13									
connector 15 pin															connector 8 pin								connector 10 pin											
OUT	OUT	OUT	OUT	OUT	OUT	OUT	OUT	OUT	OUT	OUT	OUT	OUT	OUT	OUT	+	-	CAN H	CAN L	CAN H	CAN L	OUT +/-	OUT +/-	OUT	IN	IN	IN	IN	IN	IN	IN	IN	IN	IN	IN
Driver door sensor	Passengers door sensor	Trunk sense	Hood sense	Factory alarm++	Armed state	Lock factory remote	Unlock factory remote	Switches combination	Hand brake	Speed 10kmph	Engine run	Engine speed (RPM)	Ignition	Key in ignition	PWR +12V	GND	CAN1-H	CAN1-L	CAN2-H	CAN2-L	Alter. control blinkers	Alt. contr. centr. lock.	Foot brake	Drivers door opening sim.	Stop engine	Start engine	Comfort closure	Trunk release	All doors unlock	Driver door unlock	All doors lock	Turn signal control		
1	2	3	4	5	6	7	8	9	10	11	12	13	14	15	1	2	3	4	5	6	7	8	1	2	3	4	5	6	7	8	9	10		
+	+	+	+	+	+	+	+	+	+	+	+	+	+	+	+	+	+	+	-	-	+	+	+	+	+	+	+	+	+	+	+	+		
Comments:																																		
Switches:  																																		

NISSAN NOTE															year: 2006 →	with Keyless System only								programme No: 186	from: 2013-03-13								
connector 15 pin															connector 8 pin								connector 10 pin										
OUT	OUT	OUT	OUT	OUT	OUT	OUT	OUT	OUT	OUT	OUT	OUT	OUT	OUT	OUT	+	-	CAN H	CAN L	CAN H	CAN L	OUT +/-	OUT +/-	OUT	IN	IN	IN	IN	IN	IN	IN	IN	IN	IN
Driver door sensor	Passengers door sensor	Trunk sense	Hood sense	Factory alarm++	Armed state	Lock factory remote	Unlock factory remote	Switches combination	Hand brake	Speed 10kmph	Engine run	Engine speed (RPM)	Ignition	Key in ignition	PWR +12V	GND	CAN1-H	CAN1-L	CAN2-H	CAN2-L	Alter. control blinkers	Alt. contr. centr. lock.	Foot brake	Drivers door opening sim.	Stop engine	Start engine	Comfort closure	Trunk release	All doors unlock	Driver door unlock	All doors lock	Turn signal control	
1	2	3	4	5	6	7	8	9	10	11	12	13	14	15	1	2	3	4	5	6	7	8	1	2	3	4	5	6	7	8	9	10	
+	+	+	+	+	+	+	+	+	+	+	+	+	+	+	+	+	+	+	-	-	+	+	+	+	+	+	+	+	+	+	+	+	
Comments:																																	
Switches:  																																	

NISSAN NV200															year: 2009 →	without Keyless System								programme No: 145	from: 2013-03-13								
connector 15 pin															connector 8 pin								connector 10 pin										
OUT	OUT	OUT	OUT	OUT	OUT	OUT	OUT	OUT	OUT	OUT	OUT	OUT	OUT	OUT	+	-	CAN H	CAN L	CAN H	CAN L	OUT +/-	OUT +/-	OUT	IN	IN	IN	IN	IN	IN	IN	IN	IN	IN
Driver door sensor	Passengers door sensor	Trunk sense	Hood sense	Factory alarm++	Armed state	Lock factory remote	Unlock factory remote	Switches combination	Hand brake	Speed 10kmph	Engine run	Engine speed (RPM)	Ignition	Key in ignition	PWR +12V	GND	CAN1-H	CAN1-L	CAN2-H	CAN2-L	Alter. control blinkers	Alt. contr. centr. lock.	Foot brake	Drivers door opening sim.	Stop engine	Start engine	Comfort closure	Trunk release	All doors unlock	Driver door unlock	All doors lock	Turn signal control	
1	2	3	4	5	6	7	8	9	10	11	12	13	14	15	1	2	3	4	5	6	7	8	1	2	3	4	5	6	7	8	9	10	
+	+	+	+	+	+	+	+	+	+	+	+	+	+	+	+	+	+	+	-	-	+	+	+	+	+	+	+	+	+	+	+	+	
Comments:																																	
Switches:  																																	

NISSAN PATHFINDER															year: 2006 →	without Keyless System								programme No: 139	from: 2013-03-13								
connector 15 pin															connector 8 pin								connector 10 pin										
OUT	OUT	OUT	OUT	OUT	OUT	OUT	OUT	OUT	OUT	OUT	OUT	OUT	OUT	OUT	+	-	CAN H	CAN L	CAN H	CAN L	OUT +/-	OUT +/-	OUT	IN	IN	IN	IN	IN	IN	IN	IN	IN	IN
Driver door sensor	Passengers door sensor	Trunk sense	Hood sense	Factory alarm++	Armed state	Lock factory remote	Unlock factory remote	Switches combination	Hand brake	Speed 10kmph	Engine run	Engine speed (RPM)	Ignition	Key in ignition	PWR +12V	GND	CAN1-H	CAN1-L	CAN2-H	CAN2-L	Alter. control blinkers	Alt. contr. centr. lock.	Foot brake	Drivers door opening sim.	Stop engine	Start engine	Comfort closure	Trunk release	All doors unlock	Driver door unlock	All doors lock	Turn signal control	
1	2	3	4	5	6	7	8	9	10	11	12	13	14	15	1	2	3	4	5	6	7	8	1	2	3	4	5	6	7	8	9	10	
+	+	+	+	+	+	+	+	+	+	+	+	+	+	+	+	+	+	+	-	-	+	+	+	+	+	+	+	+	+	+	+	+	
Comments:																																	
Switches:  																																	

NISSAN PATHFINDER															year: 2006 →	with Keyless System only								programme No: 185	from: 2013-03-13								
connector 15 pin															connector 8 pin								connector 10 pin										
OUT	OUT	OUT	OUT	OUT	OUT	OUT	OUT	OUT	OUT	OUT	OUT	OUT	OUT	OUT	+	-	CAN H	CAN L	CAN H	CAN L	OUT +/-	OUT +/-	OUT	IN	IN	IN	IN	IN	IN	IN	IN	IN	IN
Driver door sensor	Passengers door sensor	Trunk sense	Hood sense	Factory alarm++	Armed state	Lock factory remote	Unlock factory remote	Switches combination	Hand brake	Speed 10kmph	Engine run	Engine speed (RPM)	Ignition	Key in ignition	PWR +12V	GND	CAN1-H	CAN1-L	CAN2-H	CAN2-L	Alter. control blinkers	Alt. contr. centr. lock.	Foot brake	Drivers door opening sim.	Stop engine	Start engine	Comfort closure	Trunk release	All doors unlock	Driver door unlock	All doors lock	Turn signal control	
1	2	3	4	5	6	7	8	9	10	11	12	13	14	15	1	2	3	4	5	6	7	8	1	2	3	4	5	6	7	8	9	10	
+	+	+	+	+	+	+	+	+	+	+	+	+	+	+	+	+	+	+	-	-	+	+	+	+	+	+	+	+	+	+	+	+	
Comments:																																	
Switches:  																																	

NISSAN PATROL															year: 2011 →	with and without Keyless System								programme No: 279	from: 2013-03-13									
connector 15 pin															connector 8 pin								connector 10 pin											
OUT	OUT	OUT	OUT	OUT	OUT	OUT	OUT	OUT	OUT	OUT	OUT	OUT	OUT	OUT	+	-	CAN H	CAN L	CAN H	CAN L	OUT +/-	OUT +/-	OUT	IN	IN	IN	IN	IN	IN	IN	IN	IN	IN	IN
Driver door sensor	Passengers door sensor	Trunk sense	Hood sense	Factory alarm++	Armed state	Lock factory remote	Unlock factory remote	Switches combination	Hand brake	Speed 10kmph	Engine run	Engine speed (RPM)	Ignition	Key in ignition	PWR +12V	GND	CAN1-H	CAN1-L	CAN2-H	CAN2-L	Alter. control blinkers	Alt. contr. centr. lock.	Foot brake	Drivers door opening sim.	Stop engine	Start engine	Comfort closure	Trunk release	All doors unlock	Driver door unlock	All doors lock	Turn signal control		
1	2	3	4	5	6	7	8	9	10	11	12	13	14	15	1	2	3	4	5	6	7	8	1	2	3	4	5	6	7	8	9	10		
+	+	+	+	+	+	+	+	+	+	+	+	+	+	+	+	+	+	+	-	-	+	+	+	+	+	+	+	+	+	+	+	+		
Comments:																																		
Switches:																																		

NISSAN PRIMASTAR															year: 2006 →	with and without Keyless System								programme No: 224	from: 2013-09-24									
connector 15 pin															connector 8 pin								connector 10 pin											
OUT	OUT	OUT	OUT	OUT	OUT	OUT	OUT	OUT	OUT	OUT	OUT	OUT	OUT	OUT	+	-	CAN H	CAN L	CAN H	CAN L	OUT +/-	OUT +/-	OUT	IN	IN	IN	IN	IN	IN	IN	IN	IN	IN	IN
Driver door sensor	Passengers door sensor	Trunk sense	Hood sense	Factory alarm++	Armed state	Lock factory remote	Unlock factory remote	Switches combination	Hand brake	Speed 10kmph	Engine run	Engine speed (RPM)	Ignition	Key in ignition	PWR +12V	GND	CAN1-H	CAN1-L	CAN2-H	CAN2-L	Alter. control blinkers	Alt. contr. centr. lock.	Foot brake	Drivers door opening sim.	Stop engine	Start engine	Comfort closure	Trunk release	All doors unlock	Driver door unlock	All doors lock	Turn signal control		
1	2	3	4	5	6	7	8	9	10	11	12	13	14	15	1	2	3	4	5	6	7	8	1	2	3	4	5	6	7	8	9	10		
+	+	+	+	+	+	+	+	+	+	+	+	+	+	+	+	+	+	+	-	-	+	+	+	+	+	+	+	+	+	+	+	+		
Comments:																																		
Switches:																																		

NISSAN PRIMASTAR															year: 2001 →	without Keyless System								programme No: 224	from: 2013-09-24									
connector 15 pin															connector 8 pin								connector 10 pin											
OUT	OUT	OUT	OUT	OUT	OUT	OUT	OUT	OUT	OUT	OUT	OUT	OUT	OUT	OUT	+	-	CAN H	CAN L	CAN H	CAN L	OUT +/-	OUT +/-	OUT	IN	IN	IN	IN	IN	IN	IN	IN	IN	IN	IN
Driver door sensor	Passengers door sensor	Trunk sense	Hood sense	Factory alarm++	Armed state	Lock factory remote	Unlock factory remote	Switches combination	Hand brake	Speed 10kmph	Engine run	Engine speed (RPM)	Ignition	Key in ignition	PWR +12V	GND	CAN1-H	CAN1-L	CAN2-H	CAN2-L	Alter. control blinkers	Alt. contr. centr. lock.	Foot brake	Drivers door opening sim.	Stop engine	Start engine	Comfort closure	Trunk release	All doors unlock	Driver door unlock	All doors lock	Turn signal control		
1	2	3	4	5	6	7	8	9	10	11	12	13	14	15	1	2	3	4	5	6	7	8	1	2	3	4	5	6	7	8	9	10		
+	+	+	+	+	+	+	+	+	+	+	+	+	+	+	+	+	+	+	-	-	+	+	+	+	+	+	+	+	+	+	+	+		
Comments:																																		
Switches:																																		

NISSAN QASHQAI															year: 2007 →	without Keyless System								programme No: 139	from: 2013-03-13									
connector 15 pin															connector 8 pin								connector 10 pin											
OUT	OUT	OUT	OUT	OUT	OUT	OUT	OUT	OUT	OUT	OUT	OUT	OUT	OUT	OUT	+	-	CAN H	CAN L	CAN H	CAN L	OUT +/-	OUT +/-	OUT	IN	IN	IN	IN	IN	IN	IN	IN	IN	IN	IN
Driver door sensor	Passengers door sensor	Trunk sense	Hood sense	Factory alarm++	Armed state	Lock factory remote	Unlock factory remote	Switches combination	Hand brake	Speed 10kmph	Engine run	Engine speed (RPM)	Ignition	Key in ignition	PWR +12V	GND	CAN1-H	CAN1-L	CAN2-H	CAN2-L	Alter. control blinkers	Alt. contr. centr. lock.	Foot brake	Drivers door opening sim.	Stop engine	Start engine	Comfort closure	Trunk release	All doors unlock	Driver door unlock	All doors lock	Turn signal control		
1	2	3	4	5	6	7	8	9	10	11	12	13	14	15	1	2	3	4	5	6	7	8	1	2	3	4	5	6	7	8	9	10		
+	+	+	+	+	+	+	+	+	+	+	+	+	+	+	+	+	+	+	-	-	+	+	+	+	+	+	+	+	+	+	+	+		
Comments:																																		
Switches:																																		

NISSAN QASHQAI															year: 2007 →	with Keyless System								programme No: 147	from: 2013-03-13									
connector 15 pin															connector 8 pin								connector 10 pin											
OUT	OUT	OUT	OUT	OUT	OUT	OUT	OUT	OUT	OUT	OUT	OUT	OUT	OUT	OUT	+	-	CAN H	CAN L	CAN H	CAN L	OUT +/-	OUT +/-	OUT	IN	IN	IN	IN	IN	IN	IN	IN	IN	IN	IN
Driver door sensor	Passengers door sensor	Trunk sense	Hood sense	Factory alarm++	Armed state	Lock factory remote	Unlock factory remote	Switches combination	Hand brake	Speed 10kmph	Engine run	Engine speed (RPM)	Ignition	Key in ignition	PWR +12V	GND	CAN1-H	CAN1-L	CAN2-H	CAN2-L	Alter. control blinkers	Alt. contr. centr. lock.	Foot brake	Drivers door opening sim.	Stop engine	Start engine	Comfort closure	Trunk release	All doors unlock	Driver door unlock	All doors lock	Turn signal control		
1	2	3	4	5	6	7	8	9	10	11	12	13	14	15	1	2	3	4	5	6	7	8	1	2	3	4	5	6	7	8	9	10		
+	+	+	+	+	+	+	+	+	+	+	+	+	+	+	+	+	+	+	-	-	+	+	+	+	+	+	+	+	+	+	+	+		
Comments:																																		
Switches:																																		



NISSAN QASHQAI+2															year: 2009 →	without Keyless System								programme №: 139	from: 2013-03-13									
connector 15 pin															connector 8 pin								connector 10 pin											
OUT	OUT	OUT	OUT	OUT	OUT	OUT	OUT	OUT	OUT	OUT	OUT	OUT	OUT	OUT	+	-	CAN H	CAN L	CAN H	CAN L	OUT +/-	OUT +/-	OUT	IN	IN	IN	IN	IN	IN	IN	IN	IN	IN	IN
Driver door sensor	Passengers door sensor	Trunk sense	Hood sense	Factory alarm++	Armed state	Lock factory remote	Unlock factory remote	Switches combination	Hand brake	Speed 10kmph	Engine run	Engine speed (RPM)	Ignition	Key in ignition	PWR +12V	GND	CAN1-H	CAN1-L	CAN2-H	CAN2-L	Alter. control blinkers	Alt. contr. centr. lock.	Foot brake	Drivers door opening sim.	Stop engine	Start engine	Comfort closure	Trunk release	All doors unlock	Driver door unlock	All doors lock	Turn signal control		
1	2	3	4	5	6	7	8	9	10	11	12	13	14	15	1	2	3	4	5	6	7	8	1	2	3	4	5	6	7	8	9	10		
+	+	+	+	+	+	+	+	+	+	+	+	+	+	+	+	+	+	+	-	-	+	+	+	+	+	+	+	+	+	+	+	+		
Comments:																																		
Switches:																																		



NISSAN QASHQAI+2															year: 2009 →	with Keyless System								programme №: 147	from: 2013-03-13									
connector 15 pin															connector 8 pin								connector 10 pin											
OUT	OUT	OUT	OUT	OUT	OUT	OUT	OUT	OUT	OUT	OUT	OUT	OUT	OUT	OUT	+	-	CAN H	CAN L	CAN H	CAN L	OUT +/-	OUT +/-	OUT	IN	IN	IN	IN	IN	IN	IN	IN	IN	IN	IN
Driver door sensor	Passengers door sensor	Trunk sense	Hood sense	Factory alarm++	Armed state	Lock factory remote	Unlock factory remote	Switches combination	Hand brake	Speed 10kmph	Engine run	Engine speed (RPM)	Ignition	Key in ignition	PWR +12V	GND	CAN1-H	CAN1-L	CAN2-H	CAN2-L	Alter. control blinkers	Alt. contr. centr. lock.	Foot brake	Drivers door opening sim.	Stop engine	Start engine	Comfort closure	Trunk release	All doors unlock	Driver door unlock	All doors lock	Turn signal control		
1	2	3	4	5	6	7	8	9	10	11	12	13	14	15	1	2	3	4	5	6	7	8	1	2	3	4	5	6	7	8	9	10		
+	+	+	+	+	+	+	+	+	+	+	+	+	+	+	+	+	+	+	-	-	+	+	+	+	+	+	+	+	+	+	+	+		
Comments:																																		
Switches:																																		



NISSAN ROGUE															year: 2007 →	with and without Keyless System								programme №: 174	from: 2013-03-13									
connector 15 pin															connector 8 pin								connector 10 pin											
OUT	OUT	OUT	OUT	OUT	OUT	OUT	OUT	OUT	OUT	OUT	OUT	OUT	OUT	OUT	+	-	CAN H	CAN L	CAN H	CAN L	OUT +/-	OUT +/-	OUT	IN	IN	IN	IN	IN	IN	IN	IN	IN	IN	IN
Driver door sensor	Passengers door sensor	Trunk sense	Hood sense	Factory alarm++	Armed state	Lock factory remote	Unlock factory remote	Switches combination	Hand brake	Speed 10kmph	Engine run	Engine speed (RPM)	Ignition	Key in ignition	PWR +12V	GND	CAN1-H	CAN1-L	CAN2-H	CAN2-L	Alter. control blinkers	Alt. contr. centr. lock.	Foot brake	Drivers door opening sim.	Stop engine	Start engine	Comfort closure	Trunk release	All doors unlock	Driver door unlock	All doors lock	Turn signal control		
1	2	3	4	5	6	7	8	9	10	11	12	13	14	15	1	2	3	4	5	6	7	8	1	2	3	4	5	6	7	8	9	10		
+	+	+	+	+	+	+	+	+	+	+	+	+	+	+	+	+	+	+	-	-	+	+	+	+	+	+	+	+	+	+	+	+		
Comments: Closing of the car with Keyless does not issue status "Armed state" & "Factory system alarm". Opening of the car with Keyless issue this status.																																		
Switches:																																		




NISSAN TEANA															year: 2011 →	with and without Keyless System								programme №: 216	from: 2013-03-13									
connector 15 pin															connector 8 pin								connector 10 pin											
OUT	OUT	OUT	OUT	OUT	OUT	OUT	OUT	OUT	OUT	OUT	OUT	OUT	OUT	OUT	+	-	CAN H	CAN L	CAN H	CAN L	OUT +/-	OUT +/-	OUT	IN	IN	IN	IN	IN	IN	IN	IN	IN	IN	IN
Driver door sensor	Passengers door sensor	Trunk sense	Hood sense	Factory alarm++	Armed state	Lock factory remote	Unlock factory remote	Switches combination	Hand brake	Speed 10kmph	Engine run	Engine speed (RPM)	Ignition	Key in ignition	PWR +12V	GND	CAN1-H	CAN1-L	CAN2-H	CAN2-L	Alter. control blinkers	Alt. contr. centr. lock.	Foot brake	Drivers door opening sim.	Stop engine	Start engine	Comfort closure	Trunk release	All doors unlock	Driver door unlock	All doors lock	Turn signal control		
1	2	3	4	5	6	7	8	9	10	11	12	13	14	15	1	2	3	4	5	6	7	8	1	2	3	4	5	6	7	8	9	10		
+	+	+	+	+	+	+	+	+	+	+	+	+	+	+	+	+	+	+	-	-	+	+	+	+	+	+	+	+	+	+	+	+		
Comments:																																		
Switches:																																		




NISSAN TEANA															year: 2008 →	with and without Keyless System								programme №: 216	from: 2013-03-13									
connector 15 pin															connector 8 pin								connector 10 pin											
OUT	OUT	OUT	OUT	OUT	OUT	OUT	OUT	OUT	OUT	OUT	OUT	OUT	OUT	OUT	+	-	CAN H	CAN L	CAN H	CAN L	OUT +/-	OUT +/-	OUT	IN	IN	IN	IN	IN	IN	IN	IN	IN	IN	IN
Driver door sensor	Passengers door sensor	Trunk sense	Hood sense	Factory alarm++	Armed state	Lock factory remote	Unlock factory remote	Switches combination	Hand brake	Speed 10kmph	Engine run	Engine speed (RPM)	Ignition	Key in ignition	PWR +12V	GND	CAN1-H	CAN1-L	CAN2-H	CAN2-L	Alter. control blinkers	Alt. contr. centr. lock.	Foot brake	Drivers door opening sim.	Stop engine	Start engine	Comfort closure	Trunk release	All doors unlock	Driver door unlock	All doors lock	Turn signal control		
1	2	3	4	5	6	7	8	9	10	11	12	13	14	15	1	2	3	4	5	6	7	8	1	2	3	4	5	6	7	8	9	10		
+	+	+	+	+	+	+	+	+	+	+	+	+	+	+	+	+	+	+	-	-	+	+	+	+	+	+	+	+	+	+	+	+		
Comments:																																		
Switches:																																		

NISSAN TIIDA															year: 2007 →	without Keyless System								programme No: 145	from: 2013-03-13									
connector 15 pin															connector 8 pin								connector 10 pin											
OUT	OUT	OUT	OUT	OUT	OUT	OUT	OUT	OUT	OUT	OUT	OUT	OUT	OUT	OUT	+	-	CAN H	CAN L	CAN H	CAN L	OUT +/-	OUT +/-	OUT	IN	IN	IN	IN	IN	IN	IN	IN	IN	IN	IN
Driver door sensor	Passengers door sensor	Trunk sense	Hood sense	Factory alarm++	Armed state	Lock factory remote	Unlock factory remote	Switches combination	Hand brake	Speed 10kmph	Engine run	Engine speed (RPM)	Ignition	Key in ignition	PWR +12V	GND	CAN1-H	CAN1-L	CAN2-H	CAN2-L	Alter. control blinkers	Alt. contr. centr. lock.	Foot brake	Drivers door opening sim.	Stop engine	Start engine	Comfort closure	Trunk release	All doors unlock	Driver door unlock	All doors lock	Turn signal control		
1	2	3	4	5	6	7	8	9	10	11	12	13	14	15	1	2	3	4	5	6	7	8	1	2	3	4	5	6	7	8	9	10		
+	+	+	+	+	+	+	+	+	+	+	+	+	+	+	+	+	+	+	-	-	+	+	+	+	+	+	+	+	+	+	+	+		
Comments:																																		
Switches:  																																		

NISSAN TIIDA															year: 2007 →	with Keyless System								programme No: 186	from: 2013-03-13									
connector 15 pin															connector 8 pin								connector 10 pin											
OUT	OUT	OUT	OUT	OUT	OUT	OUT	OUT	OUT	OUT	OUT	OUT	OUT	OUT	OUT	+	-	CAN H	CAN L	CAN H	CAN L	OUT +/-	OUT +/-	OUT	IN	IN	IN	IN	IN	IN	IN	IN	IN	IN	IN
Driver door sensor	Passengers door sensor	Trunk sense	Hood sense	Factory alarm++	Armed state	Lock factory remote	Unlock factory remote	Switches combination	Hand brake	Speed 10kmph	Engine run	Engine speed (RPM)	Ignition	Key in ignition	PWR +12V	GND	CAN1-H	CAN1-L	CAN2-H	CAN2-L	Alter. control blinkers	Alt. contr. centr. lock.	Foot brake	Drivers door opening sim.	Stop engine	Start engine	Comfort closure	Trunk release	All doors unlock	Driver door unlock	All doors lock	Turn signal control		
1	2	3	4	5	6	7	8	9	10	11	12	13	14	15	1	2	3	4	5	6	7	8	1	2	3	4	5	6	7	8	9	10		
+	+	+	+	+	+	+	+	+	+	+	+	+	+	+	+	+	+	+	-	-	+	+	+	+	+	+	+	+	+	+	+	+		
Comments:																																		
Switches:  																																		

NISSAN TITAN															year: 2004 →	without Keyless System								programme No: 259	from: 2013-10-10									
connector 15 pin															connector 8 pin								connector 10 pin											
OUT	OUT	OUT	OUT	OUT	OUT	OUT	OUT	OUT	OUT	OUT	OUT	OUT	OUT	OUT	+	-	CAN H	CAN L	CAN H	CAN L	OUT +/-	OUT +/-	OUT	IN	IN	IN	IN	IN	IN	IN	IN	IN	IN	IN
Driver door sensor	Passengers door sensor	Trunk sense	Hood sense	Factory alarm++	Armed state	Lock factory remote	Unlock factory remote	Switches combination	Hand brake	Speed 10kmph	Engine run	Engine speed (RPM)	Ignition	Key in ignition	PWR +12V	GND	CAN1-H	CAN1-L	CAN2-H	CAN2-L	Alter. control blinkers	Alt. contr. centr. lock.	Foot brake	Drivers door opening sim.	Stop engine	Start engine	Comfort closure	Trunk release	All doors unlock	Driver door unlock	All doors lock	Turn signal control		
1	2	3	4	5	6	7	8	9	10	11	12	13	14	15	1	2	3	4	5	6	7	8	1	2	3	4	5	6	7	8	9	10		
+	+	+	+	+	+	+	+	+	+	+	+	+	+	+	+	+	+	+	-	-	+	+	+	+	+	+	+	+	+	+	+	+		
Comments:																																		
Switches:  																																		

NISSAN X-TRAIL															year: 2010 →	without Keyless System								programme No: 139	from: 2013-03-13									
connector 15 pin															connector 8 pin								connector 10 pin											
OUT	OUT	OUT	OUT	OUT	OUT	OUT	OUT	OUT	OUT	OUT	OUT	OUT	OUT	OUT	+	-	CAN H	CAN L	CAN H	CAN L	OUT +/-	OUT +/-	OUT	IN	IN	IN	IN	IN	IN	IN	IN	IN	IN	IN
Driver door sensor	Passengers door sensor	Trunk sense	Hood sense	Factory alarm++	Armed state	Lock factory remote	Unlock factory remote	Switches combination	Hand brake	Speed 10kmph	Engine run	Engine speed (RPM)	Ignition	Key in ignition	PWR +12V	GND	CAN1-H	CAN1-L	CAN2-H	CAN2-L	Alter. control blinkers	Alt. contr. centr. lock.	Foot brake	Drivers door opening sim.	Stop engine	Start engine	Comfort closure	Trunk release	All doors unlock	Driver door unlock	All doors lock	Turn signal control		
1	2	3	4	5	6	7	8	9	10	11	12	13	14	15	1	2	3	4	5	6	7	8	1	2	3	4	5	6	7	8	9	10		
+	+	+	+	+	+	+	+	+	+	+	+	+	+	+	+	+	+	+	-	-	+	+	+	+	+	+	+	+	+	+	+	+		
Comments:																																		
Switches:   																																		

NISSAN X-TRAIL															year: 2010 →	with Keyless System only								programme No: 147	from: 2013-10-10									
connector 15 pin															connector 8 pin								connector 10 pin											
OUT	OUT	OUT	OUT	OUT	OUT	OUT	OUT	OUT	OUT	OUT	OUT	OUT	OUT	OUT	+	-	CAN H	CAN L	CAN H	CAN L	OUT +/-	OUT +/-	OUT	IN	IN	IN	IN	IN	IN	IN	IN	IN	IN	IN
Driver door sensor	Passengers door sensor	Trunk sense	Hood sense	Factory alarm++	Armed state	Lock factory remote	Unlock factory remote	Switches combination	Hand brake	Speed 10kmph	Engine run	Engine speed (RPM)	Ignition	Key in ignition	PWR +12V	GND	CAN1-H	CAN1-L	CAN2-H	CAN2-L	Alter. control blinkers	Alt. contr. centr. lock.	Foot brake	Drivers door opening sim.	Stop engine	Start engine	Comfort closure	Trunk release	All doors unlock	Driver door unlock	All doors lock	Turn signal control		
1	2	3	4	5	6	7	8	9	10	11	12	13	14	15	1	2	3	4	5	6	7	8	1	2	3	4	5	6	7	8	9	10		
+	+	+	+	+	+	+	+	+	+	+	+	+	+	+	+	+	+	+	-	-	+	+	+	+	+	+	+	+	+	+	+	+		
Comments:																																		
Switches:   																																		

NISSAN X-TRAIL															year: 2007 →	without Keyless System								programme No: 139	from: 2013-03-13									
connector 15 pin															connector 8 pin								connector 10 pin											
OUT	OUT	OUT	OUT	OUT	OUT	OUT	OUT	OUT	OUT	OUT	OUT	OUT	OUT	OUT	+	-	CAN H	CAN L	CAN H	CAN L	OUT +/-	OUT +/-	OUT	IN	IN	IN	IN	IN	IN	IN	IN	IN	IN	IN
Driver door sensor	Passengers door sensor	Trunk sense	Hood sense	Factory alarm++	Armed state	Lock factory remote	Unlock factory remote	Switches combination	Hand brake	Speed 10kmph	Engine run	Engine speed (RPM)	Ignition	Key in ignition	PWR +12V	GND	CAN1-H	CAN1-L	CAN2-H	CAN2-L	Alter. control blinkers	Alt. contr. centr. lock.	Foot brake	Drivers door opening sim.	Stop engine	Start engine	Comfort closure	Trunk release	All doors unlock	Driver door unlock	All doors lock	Turn signal control		
1	2	3	4	5	6	7	8	9	10	11	12	13	14	15	1	2	3	4	5	6	7	8	1	2	3	4	5	6	7	8	9	10		
+	+	+	+	+	+	+	+	+	+	+	+	+	+	+	+	+	+	+	-	-	+	+	+	+	3	4	5	6	+	+	+	+		
Comments:																																		
Switches:																																		

NISSAN X-TRAIL															year: 2007 →	with Keyless System only								programme No: 147	from: 2013-03-13									
connector 15 pin															connector 8 pin								connector 10 pin											
OUT	OUT	OUT	OUT	OUT	OUT	OUT	OUT	OUT	OUT	OUT	OUT	OUT	OUT	OUT	+	-	CAN H	CAN L	CAN H	CAN L	OUT +/-	OUT +/-	OUT	IN	IN	IN	IN	IN	IN	IN	IN	IN	IN	IN
Driver door sensor	Passengers door sensor	Trunk sense	Hood sense	Factory alarm++	Armed state	Lock factory remote	Unlock factory remote	Switches combination	Hand brake	Speed 10kmph	Engine run	Engine speed (RPM)	Ignition	Key in ignition	PWR +12V	GND	CAN1-H	CAN1-L	CAN2-H	CAN2-L	Alter. control blinkers	Alt. contr. centr. lock.	Foot brake	Drivers door opening sim.	Stop engine	Start engine	Comfort closure	Trunk release	All doors unlock	Driver door unlock	All doors lock	Turn signal control		
1	2	3	4	5	6	7	8	9	10	11	12	13	14	15	1	2	3	4	5	6	7	8	1	2	3	4	5	6	7	8	9	10		
+	+	+	+	+	+	+	+	+	+	+	+	+	+	+	+	+	+	+	-	-	+	+	+	+	3	4	5	6	+	+	+	+		
Comments:																																		
Switches:																																		

OPEL ADAM															year: 2013 →	with and without Keyless System								programme No: 183	from: 2013-09-13									
connector 15 pin															connector 8 pin								connector 10 pin											
OUT	OUT	OUT	OUT	OUT	OUT	OUT	OUT	OUT	OUT	OUT	OUT	OUT	OUT	OUT	+	-	CAN H	CAN L	CAN H	CAN L	OUT +/-	OUT +/-	OUT	IN	IN	IN	IN	IN	IN	IN	IN	IN	IN	IN
Driver door sensor	Passengers door sensor	Trunk sense	Hood sense	Factory alarm++	Armed state	Lock factory remote	Unlock factory remote	Switches combination	Hand brake	Speed 10kmph	Engine run	Engine speed (RPM)	Ignition	Key in ignition	PWR +12V	GND	CAN1-H	CAN1-L	CAN2-H	CAN2-L	Alter. control blinkers	Alt. contr. centr. lock.	Foot brake	Drivers door opening sim.	Stop engine	Start engine	Comfort closure	Trunk release	All doors unlock	Driver door unlock	All doors lock	Turn signal control		
1	2	3	4	5	6	7	8	9	10	11	12	13	14	15	1	2	3	4	5	6	7	8	1	2	3	4	5	6	7	8	9	10		
+	+	+	+	+	+	+	+	+	+	+	+	+	+	+	+	+	+	+	-	-	+	+	+	+	3	4	5	6	+	+	+	+		
Comments:																																		
Switches:																																		

OPEL AGILA															year: 2008 →	without Keyless System								programme No: 168	from: 2013-03-13									
connector 15 pin															connector 8 pin								connector 10 pin											
OUT	OUT	OUT	OUT	OUT	OUT	OUT	OUT	OUT	OUT	OUT	OUT	OUT	OUT	OUT	+	-	CAN H	CAN L	CAN H	CAN L	OUT +/-	OUT +/-	OUT	IN	IN	IN	IN	IN	IN	IN	IN	IN	IN	IN
Driver door sensor	Passengers door sensor	Trunk sense	Hood sense	Factory alarm++	Armed state	Lock factory remote	Unlock factory remote	Switches combination	Hand brake	Speed 10kmph	Engine run	Engine speed (RPM)	Ignition	Key in ignition	PWR +12V	GND	CAN1-H	CAN1-L	CAN2-H	CAN2-L	Alter. control blinkers	Alt. contr. centr. lock.	Foot brake	Drivers door opening sim.	Stop engine	Start engine	Comfort closure	Trunk release	All doors unlock	Driver door unlock	All doors lock	Turn signal control		
1	2	3	4	5	6	7	8	9	10	11	12	13	14	15	1	2	3	4	5	6	7	8	1	2	3	4	5	6	7	8	9	10		
+	+	+	+	+	+	+	+	+	+	+	+	+	+	+	+	+	+	+	-	-	+	+	+	+	3	4	5	6	+	+	+	+		
Comments:															If the module does not recognise ignition, program 115 has to be set (non-recognition is caused by variety of installed engines).																			
Switches:																																		

OPEL ANTARA															year: 2007 →	without Keyless System								programme No: 149	from: 2013-03-13									
connector 15 pin															connector 8 pin								connector 10 pin											
OUT	OUT	OUT	OUT	OUT	OUT	OUT	OUT	OUT	OUT	OUT	OUT	OUT	OUT	OUT	+	-	CAN H	CAN L	CAN H	CAN L	OUT +/-	OUT +/-	OUT	IN	IN	IN	IN	IN	IN	IN	IN	IN	IN	IN
Driver door sensor	Passengers door sensor	Trunk sense	Hood sense	Factory alarm++	Armed state	Lock factory remote	Unlock factory remote	Switches combination	Hand brake	Speed 10kmph	Engine run	Engine speed (RPM)	Ignition	Key in ignition	PWR +12V	GND	CAN1-H	CAN1-L	CAN2-H	CAN2-L	Alter. control blinkers	Alt. contr. centr. lock.	Foot brake	Drivers door opening sim.	Stop engine	Start engine	Comfort closure	Trunk release	All doors unlock	Driver door unlock	All doors lock	Turn signal control		
1	2	3	4	5	6	7	8	9	10	11	12	13	14	15	1	2	3	4	5	6	7	8	1	2	3	4	5	6	7	8	9	10		
+	+	+	+	+	+	+	+	+	+	+	+	+	+	+	+	+	+	+	-	-	+	+	+	+	3	4	5	6	+	+	+	+		
Comments:																																		
Switches:																																		

OPEL ASTRA J															year: 2010 →		with and without Keyless System		programme №: 183		from: 2013-09-13																																	
connector 15 pin															connector 8 pin		connector 10 pin																																					
OUT	OUT	OUT	OUT	OUT	OUT	OUT	OUT	OUT	OUT	OUT	OUT	OUT	OUT	OUT	+	-	CAN H	CAN L	CAN H	CAN L	OUT +/-	OUT +/-	OUT	IN	IN	IN	IN	IN	IN	IN	IN																							
Driver door sensor	Passengers door sensor	Trunk sense	Hood sense	Factory alarm++	Armed state	Lock factory remote	Unlock factory remote	Switches combination	Hand brake	Speed 10kmph	Engine run	Engine speed (RPM)	Ignition	Key in ignition	PWR +12V	GND	CAN1-H	CAN1-L	CAN2-H	CAN2-L	Alter. control blinkers	Alt. contr. centr. lock.	Foot brake	Drivers door opening sim.	Stop engine	Start engine	Comfort closure	Trunk release	All doors unlock	Driver door unlock	All doors lock	Turn signal control	Contr. of factory alarm	Contr.c.lock. when ign.is on																				
1	2	3	4	5	6	7	8	9	10	11	12	13	14	15	1	2	3	4	5	6	7	8	1	2	3	4	5	6	7	8	9	10	+	+	+	+	+	+	+	+	+	+	+	+	+	+	+	+	+	+	+	+	+	+
Comments:																																																						
Switches:																																																						

OPEL ASTRA H GTC															year: 2006 →		with and without Keyless System		programme №: 184		from: 2013-10-11																																	
connector 15 pin															connector 8 pin		connector 10 pin																																					
OUT	OUT	OUT	OUT	OUT	OUT	OUT	OUT	OUT	OUT	OUT	OUT	OUT	OUT	OUT	+	-	CAN H	CAN L	CAN H	CAN L	OUT +/-	OUT +/-	OUT	IN	IN	IN	IN	IN	IN	IN	IN																							
Driver door sensor	Passengers door sensor	Trunk sense	Hood sense	Factory alarm++	Armed state	Lock factory remote	Unlock factory remote	Switches combination	Hand brake	Speed 10kmph	Engine run	Engine speed (RPM)	Ignition	Key in ignition	PWR +12V	GND	CAN1-H	CAN1-L	CAN2-H	CAN2-L	Alter. control blinkers	Alt. contr. centr. lock.	Foot brake	Drivers door opening sim.	Stop engine	Start engine	Comfort closure	Trunk release	All doors unlock	Driver door unlock	All doors lock	Turn signal control	Contr. of factory alarm	Contr.c.lock. when ign.is on																				
1	2	3	4	5	6	7	8	9	10	11	12	13	14	15	1	2	3	4	5	6	7	8	1	2	3	4	5	6	7	8	9	10	+	+	+	+	+	+	+	+	+	+	+	+	+	+	+	+	+	+	+	+	+	+
Comments: For correct operating of CAN network signals sending functions, car has to be once closed and opened with factory remote control.																																																						
Switches:																																																						

OPEL ASTRA H															year: 2004 →		with and without Keyless System		programme №: 184		from: 2013-10-11																																	
connector 15 pin															connector 8 pin		connector 10 pin																																					
OUT	OUT	OUT	OUT	OUT	OUT	OUT	OUT	OUT	OUT	OUT	OUT	OUT	OUT	OUT	+	-	CAN H	CAN L	CAN H	CAN L	OUT +/-	OUT +/-	OUT	IN	IN	IN	IN	IN	IN	IN	IN																							
Driver door sensor	Passengers door sensor	Trunk sense	Hood sense	Factory alarm++	Armed state	Lock factory remote	Unlock factory remote	Switches combination	Hand brake	Speed 10kmph	Engine run	Engine speed (RPM)	Ignition	Key in ignition	PWR +12V	GND	CAN1-H	CAN1-L	CAN2-H	CAN2-L	Alter. control blinkers	Alt. contr. centr. lock.	Foot brake	Drivers door opening sim.	Stop engine	Start engine	Comfort closure	Trunk release	All doors unlock	Driver door unlock	All doors lock	Turn signal control	Contr. of factory alarm	Contr.c.lock. when ign.is on																				
1	2	3	4	5	6	7	8	9	10	11	12	13	14	15	1	2	3	4	5	6	7	8	1	2	3	4	5	6	7	8	9	10	+	+	+	+	+	+	+	+	+	+	+	+	+	+	+	+	+	+	+	+	+	+
Comments: For correct operating of CAN network signals sending functions, car has to be once closed and opened with factory remote control.in some cars input "Window roll-down" = "Trunk release" and it works only when central lock is opened																																																						
Switches:																																																						

OPEL COMBO D															year: 2012 →		with and without Keyless System		programme №: 127		from: 2013-03-13																																	
connector 15 pin															connector 8 pin		connector 10 pin																																					
OUT	OUT	OUT	OUT	OUT	OUT	OUT	OUT	OUT	OUT	OUT	OUT	OUT	OUT	OUT	+	-	CAN H	CAN L	CAN H	CAN L	OUT +/-	OUT +/-	OUT	IN	IN	IN	IN	IN	IN	IN	IN																							
Driver door sensor	Passengers door sensor	Trunk sense	Hood sense	Factory alarm++	Armed state	Lock factory remote	Unlock factory remote	Switches combination	Hand brake	Speed 10kmph	Engine run	Engine speed (RPM)	Ignition	Key in ignition	PWR +12V	GND	CAN1-H	CAN1-L	CAN2-H	CAN2-L	Alter. control blinkers	Alt. contr. centr. lock.	Foot brake	Drivers door opening sim.	Stop engine	Start engine	Comfort closure	Trunk release	All doors unlock	Driver door unlock	All doors lock	Turn signal control	Contr. of factory alarm	Contr.c.lock. when ign.is on																				
1	2	3	4	5	6	7	8	9	10	11	12	13	14	15	1	2	3	4	5	6	7	8	1	2	3	4	5	6	7	8	9	10	+	+	+	+	+	+	+	+	+	+	+	+	+	+	+	+	+	+	+	+	+	+
Comments:																																																						
Switches:																																																						

OPEL CORSA D															year: 2011 →		with and without Keyless System		programme №: 354		from: 2013-09-24																																	
connector 15 pin															connector 8 pin		connector 10 pin																																					
OUT	OUT	OUT	OUT	OUT	OUT	OUT	OUT	OUT	OUT	OUT	OUT	OUT	OUT	OUT	+	-	CAN H	CAN L	CAN H	CAN L	OUT +/-	OUT +/-	OUT	IN	IN	IN	IN	IN	IN	IN	IN																							
Driver door sensor	Passengers door sensor	Trunk sense	Hood sense	Factory alarm++	Armed state	Lock factory remote	Unlock factory remote	Switches combination	Hand brake	Speed 10kmph	Engine run	Engine speed (RPM)	Ignition	Key in ignition	PWR +12V	GND	CAN1-H	CAN1-L	CAN2-H	CAN2-L	Alter. control blinkers	Alt. contr. centr. lock.	Foot brake	Drivers door opening sim.	Stop engine	Start engine	Comfort closure	Trunk release	All doors unlock	Driver door unlock	All doors lock	Turn signal control	Contr. of factory alarm	Contr.c.lock. when ign.is on																				
1	2	3	4	5	6	7	8	9	10	11	12	13	14	15	1	2	3	4	5	6	7	8	1	2	3	4	5	6	7	8	9	10	+	+	+	+	+	+	+	+	+	+	+	+	+	+	+	+	+	+	+	+	+	+
Comments: *Aletntrative control.																																																						
Switches:																																																						

OPEL CORSA D year: **2009** → with and without Keyless System programme No: **354** from: **2013-09-24**

connector 15 pin															connector 8 pin								connector 10 pin																														
OUT	OUT	OUT	OUT	OUT	OUT	OUT	OUT	OUT	OUT	OUT	OUT	OUT	OUT	OUT	+	-	CAN H	CAN L	CAN H	CAN L	OUT +/-	OUT +/-	OUT	IN	IN	IN	IN	IN	IN	IN	IN	IN	IN	IN																			
Driver door sensor	Passengers door sensor	Trunk sense	Hood sense	Factory alarm++	Armed state	Lock factory remote	Unlock factory remote	Switches combination	Hand brake	Speed 10kmph	Engine run	Engine speed (RPM)	Ignition	Key in ignition	PWR +12V	GND	CAN1-H	CAN1-L	CAN2-H	CAN2-L	Alter. control blinkers	Alt. contr. centr. lock.	Foot brake	Drivers door opening sim.	Stop engine	Start engine	Comfort closure	Trunk release	All doors unlock	Driver door unlock	All doors lock	Turn signal control	Contr. of factory alarm	Contr.c.lock. when ign.is on																			
1	2	3	4	5	6	7	8	9	10	11	12	13	14	15	1	2	3	4	5	6	7	8	1	2	3	4	5	6	7	8	9	10	1	2	3	4	5	6	7	8	9	10	1	2	3	4	5	6	7	8	9	10	
+	+	+	-	-	+	+	+	+	+	+	+	+	+	+	+	+	+	-	+	+	+	+	+	+	3	4	5	1	6	7	8	9	10	1	2	3	4	5	6	7	8	9	10	1	2	3	4	5	6	7	8	9	10

Comments: *Aletnratve control.

Switches:

OPEL CORSA D year: **2006** → programme No: **354** from: **2013-09-24**

connector 15 pin															connector 8 pin								connector 10 pin																				
OUT	OUT	OUT	OUT	OUT	OUT	OUT	OUT	OUT	OUT	OUT	OUT	OUT	OUT	OUT	+	-	CAN H	CAN L	CAN H	CAN L	OUT +/-	OUT +/-	OUT	IN	IN	IN	IN	IN	IN	IN	IN	IN	IN	IN									
Driver door sensor	Passengers door sensor	Trunk sense	Hood sense	Factory alarm++	Armed state	Lock factory remote	Unlock factory remote	Switches combination	Hand brake	Speed 10kmph	Engine run	Engine speed (RPM)	Ignition	Key in ignition	PWR +12V	GND	CAN1-H	CAN1-L	CAN2-H	CAN2-L	Alter. control blinkers	Alt. contr. centr. lock.	Foot brake	Drivers door opening sim.	Stop engine	Start engine	Comfort closure	Trunk release	All doors unlock	Driver door unlock	All doors lock	Turn signal control	Contr. of factory alarm	Contr.c.lock. when ign.is on									
1	2	3	4	5	6	7	8	9	10	11	12	13	14	15	1	2	3	4	5	6	7	8	1	2	3	4	5	6	7	8	9	10	1	2	3	4	5	6	7	8	9	10	
+	+	+	-	-	+	+	+	+	+	+	+	+	+	+	+	+	+	-	+	+	+	+	+	+	3	4	5	1	6	7	8	9	10	1	2	3	4	5	6	7	8	9	10

Comments: *Альтернативное управление.

Switches:

OPEL INSIGNIA year: **2014** → programme No: **453** from: **2013-11-15**

connector 15 pin															connector 8 pin								connector 10 pin																				
OUT	OUT	OUT	OUT	OUT	OUT	OUT	OUT	OUT	OUT	OUT	OUT	OUT	OUT	OUT	+	-	CAN H	CAN L	CAN H	CAN L	OUT +/-	OUT +/-	OUT	IN	IN	IN	IN	IN	IN	IN	IN	IN	IN	IN									
Driver door sensor	Passengers door sensor	Trunk sense	Hood sense	Factory alarm++	Armed state	Lock factory remote	Unlock factory remote	Switches combination	Hand brake	Speed 10kmph	Engine run	Engine speed (RPM)	Ignition	Key in ignition	PWR +12V	GND	CAN1-H	CAN1-L	CAN2-H	CAN2-L	Alter. control blinkers	Alt. contr. centr. lock.	Foot brake	Drivers door opening sim.	Stop engine	Start engine	Comfort closure	Trunk release	All doors unlock	Driver door unlock	All doors lock	Turn signal control	Contr. of factory alarm	Contr.c.lock. when ign.is on									
1	2	3	4	5	6	7	8	9	10	11	12	13	14	15	1	2	3	4	5	6	7	8	1	2	3	4	5	6	7	8	9	10	1	2	3	4	5	6	7	8	9	10	
+	+	+	+	+	+	+	+	+	+	+	+	+	+	+	+	+	+	-	+	+	+	+	+	1	3	4	5	+	6	7	8	9	10	1	2	3	4	5	6	7	8	9	10

Comments: Function "All doors unlock" doesn't unlock trunk door and fuel filler flap.

Switches:

OPEL INSIGNIA SPORTS TOURER year: **2014** → programme No: **453** from: **2013-11-15**

connector 15 pin															connector 8 pin								connector 10 pin																				
OUT	OUT	OUT	OUT	OUT	OUT	OUT	OUT	OUT	OUT	OUT	OUT	OUT	OUT	OUT	+	-	CAN H	CAN L	CAN H	CAN L	OUT +/-	OUT +/-	OUT	IN	IN	IN	IN	IN	IN	IN	IN	IN	IN	IN									
Driver door sensor	Passengers door sensor	Trunk sense	Hood sense	Factory alarm++	Armed state	Lock factory remote	Unlock factory remote	Switches combination	Hand brake	Speed 10kmph	Engine run	Engine speed (RPM)	Ignition	Key in ignition	PWR +12V	GND	CAN1-H	CAN1-L	CAN2-H	CAN2-L	Alter. control blinkers	Alt. contr. centr. lock.	Foot brake	Drivers door opening sim.	Stop engine	Start engine	Comfort closure	Trunk release	All doors unlock	Driver door unlock	All doors lock	Turn signal control	Contr. of factory alarm	Contr.c.lock. when ign.is on									
1	2	3	4	5	6	7	8	9	10	11	12	13	14	15	1	2	3	4	5	6	7	8	1	2	3	4	5	6	7	8	9	10	1	2	3	4	5	6	7	8	9	10	
+	+	+	+	+	+	+	+	+	+	+	+	+	+	+	+	+	+	-	+	+	+	+	+	1	3	4	5	+	6	7	8	9	10	1	2	3	4	5	6	7	8	9	10

Comments: Function "All doors unlock" doesn't unlock trunk door and fuel filler flap. Function "Trunk release" opens/closes trunk door.

Switches:

OPEL INSIGNIA year: **2009** → with and without Keyless System programme No: **183** from: **2013-09-13**

connector 15 pin															connector 8 pin								connector 10 pin																				
OUT	OUT	OUT	OUT	OUT	OUT	OUT	OUT	OUT	OUT	OUT	OUT	OUT	OUT	OUT	+	-	CAN H	CAN L	CAN H	CAN L	OUT +/-	OUT +/-	OUT	IN	IN	IN	IN	IN	IN	IN	IN	IN	IN	IN									
Driver door sensor	Passengers door sensor	Trunk sense	Hood sense	Factory alarm++	Armed state	Lock factory remote	Unlock factory remote	Switches combination	Hand brake	Speed 10kmph	Engine run	Engine speed (RPM)	Ignition	Key in ignition	PWR +12V	GND	CAN1-H	CAN1-L	CAN2-H	CAN2-L	Alter. control blinkers	Alt. contr. centr. lock.	Foot brake	Drivers door opening sim.	Stop engine	Start engine	Comfort closure	Trunk release	All doors unlock	Driver door unlock	All doors lock	Turn signal control	Contr. of factory alarm	Contr.c.lock. when ign.is on									
1	2	3	4	5	6	7	8	9	10	11	12	13	14	15	1	2	3	4	5	6	7	8	1	2	3	4	5	6	7	8	9	10	1	2	3	4	5	6	7	8	9	10	
+	+	+	+	+	+	+	+	+	+	+	+	+	+	+	+	+	+	-	+	+	+	+	+	+	3	4	5	+	6	7	8	9	10	1	2	3	4	5	6	7	8	9	10

Comments: SWITCHES "CANCEL CRUISE", "SET CRUISE", "RESUME CRUISE" only work with the active cruise control

Switches:

OPEL MERIVA year: **2010** → with and without Keyless System programme No: **183** from: **2013-09-13**

connector 15 pin															connector 8 pin								connector 10 pin																															
OUT	OUT	OUT	OUT	OUT	OUT	OUT	OUT	OUT	OUT	OUT	OUT	OUT	OUT	OUT	+	-	CAN H	CAN L	CAN H	CAN L	OUT +/-	OUT +/-	OUT	IN	IN	IN	IN	IN	IN	IN	IN	IN	IN	IN																				
Driver door sensor	Passengers door sensor	Trunk sense	Hood sense	Factory alarm++	Armed state	Lock factory remote	Unlock factory remote	Switches combination	Hand brake	Speed 10kmph	Engine run	Engine speed (RPM)	Ignition	Key in ignition	PWR +12V	GND	CAN1-H	CAN1-L	CAN2-H	CAN2-L	Alter. control blinkers	Alt. contr. centr. lock.	Foot brake	Drivers door opening sim.	Stop engine	Start engine	Comfort closure	Trunk release	All doors unlock	Driver door unlock	All doors lock	Turn signal control	Contr. of factory alarm	Contr.c.lock. when ign.is on																				
1	2	3	4	5	6	7	8	9	10	11	12	13	14	15	1	2	3	4	5	6	7	8	1	2	3	4	5	6	7	8	9	10	+	+	+	-	+	+	+	+	+	+	+	-	+	+	+	+	+	+	+	+	+	+

Comments:

Switches:

OPEL MOKKA year: **2012** → with and without Keyless System programme No: **243** from: **2013-09-13**

connector 15 pin															connector 8 pin								connector 10 pin																															
OUT	OUT	OUT	OUT	OUT	OUT	OUT	OUT	OUT	OUT	OUT	OUT	OUT	OUT	OUT	+	-	CAN H	CAN L	CAN H	CAN L	OUT +/-	OUT +/-	OUT	IN	IN	IN	IN	IN	IN	IN	IN	IN	IN	IN																				
Driver door sensor	Passengers door sensor	Trunk sense	Hood sense	Factory alarm++	Armed state	Lock factory remote	Unlock factory remote	Switches combination	Hand brake	Speed 10kmph	Engine run	Engine speed (RPM)	Ignition	Key in ignition	PWR +12V	GND	CAN1-H	CAN1-L	CAN2-H	CAN2-L	Alter. control blinkers	Alt. contr. centr. lock.	Foot brake	Drivers door opening sim.	Stop engine	Start engine	Comfort closure	Trunk release	All doors unlock	Driver door unlock	All doors lock	Turn signal control	Contr. of factory alarm	Contr.c.lock. when ign.is on																				
1	2	3	4	5	6	7	8	9	10	11	12	13	14	15	1	2	3	4	5	6	7	8	1	2	3	4	5	6	7	8	9	10	+	+	+	-	+	+	+	+	+	+	+	-	+	+	+	+	+	+	+	+	+	+

Comments:

Switches:

OPEL MOVANO year: **2010** → with and without Keyless System programme No: **436** from: **2013-08-27**

connector 15 pin															connector 8 pin								connector 10 pin																															
OUT	OUT	OUT	OUT	OUT	OUT	OUT	OUT	OUT	OUT	OUT	OUT	OUT	OUT	OUT	+	-	CAN H	CAN L	CAN H	CAN L	OUT +/-	OUT +/-	OUT	IN	IN	IN	IN	IN	IN	IN	IN	IN	IN	IN																				
Driver door sensor	Passengers door sensor	Trunk sense	Hood sense	Factory alarm++	Armed state	Lock factory remote	Unlock factory remote	Switches combination	Hand brake	Speed 10kmph	Engine run	Engine speed (RPM)	Ignition	Key in ignition	PWR +12V	GND	CAN1-H	CAN1-L	CAN2-H	CAN2-L	Alter. control blinkers	Alt. contr. centr. lock.	Foot brake	Drivers door opening sim.	Stop engine	Start engine	Comfort closure	Trunk release	All doors unlock	Driver door unlock	All doors lock	Turn signal control	Contr. of factory alarm	Contr.c.lock. when ign.is on																				
1	2	3	4	5	6	7	8	9	10	11	12	13	14	15	1	2	3	4	5	6	7	8	1	2	3	4	5	6	7	8	9	10	+	+	+	-	+	+	+	+	+	+	+	-	+	+	+	+	+	+	+	+	+	+

Comments: *Alternative control.

Switches:

OPEL SIGNUM year: **2002** → with and without Keyless System programme No: **114** from: **2013-10-11**

connector 15 pin															connector 8 pin								connector 10 pin																															
OUT	OUT	OUT	OUT	OUT	OUT	OUT	OUT	OUT	OUT	OUT	OUT	OUT	OUT	OUT	+	-	CAN H	CAN L	CAN H	CAN L	OUT +/-	OUT +/-	OUT	IN	IN	IN	IN	IN	IN	IN	IN	IN	IN	IN																				
Driver door sensor	Passengers door sensor	Trunk sense	Hood sense	Factory alarm++	Armed state	Lock factory remote	Unlock factory remote	Switches combination	Hand brake	Speed 10kmph	Engine run	Engine speed (RPM)	Ignition	Key in ignition	PWR +12V	GND	CAN1-H	CAN1-L	CAN2-H	CAN2-L	Alter. control blinkers	Alt. contr. centr. lock.	Foot brake	Drivers door opening sim.	Stop engine	Start engine	Comfort closure	Trunk release	All doors unlock	Driver door unlock	All doors lock	Turn signal control	Contr. of factory alarm	Contr.c.lock. when ign.is on																				
1	2	3	4	5	6	7	8	9	10	11	12	13	14	15	1	2	3	4	5	6	7	8	1	2	3	4	5	6	7	8	9	10	+	+	+	-	+	+	+	+	+	+	+	-	+	+	+	+	+	+	+	+	+	+

Comments: For correct operating of CAN network signals sending functions, car has to be once closed and opened with factory remote control.

Switches:

OPEL VECTRA C year: **2002** → with and without Keyless System programme No: **114** from: **2013-10-11**

connector 15 pin															connector 8 pin								connector 10 pin																															
OUT	OUT	OUT	OUT	OUT	OUT	OUT	OUT	OUT	OUT	OUT	OUT	OUT	OUT	OUT	+	-	CAN H	CAN L	CAN H	CAN L	OUT +/-	OUT +/-	OUT	IN	IN	IN	IN	IN	IN	IN	IN	IN	IN	IN																				
Driver door sensor	Passengers door sensor	Trunk sense	Hood sense	Factory alarm++	Armed state	Lock factory remote	Unlock factory remote	Switches combination	Hand brake	Speed 10kmph	Engine run	Engine speed (RPM)	Ignition	Key in ignition	PWR +12V	GND	CAN1-H	CAN1-L	CAN2-H	CAN2-L	Alter. control blinkers	Alt. contr. centr. lock.	Foot brake	Drivers door opening sim.	Stop engine	Start engine	Comfort closure	Trunk release	All doors unlock	Driver door unlock	All doors lock	Turn signal control	Contr. of factory alarm	Contr.c.lock. when ign.is on																				
1	2	3	4	5	6	7	8	9	10	11	12	13	14	15	1	2	3	4	5	6	7	8	1	2	3	4	5	6	7	8	9	10	+	+	+	-	+	+	+	+	+	+	+	-	+	+	+	+	+	+	+	+	+	+

Comments: For correct operating of CAN network signals sending functions, car has to be once closed and opened with factory remote control.

Switches:

OPEL VIVARO															year: 2006 →	programme №: 224								from: 2013-09-24																														
connector 15 pin															connector 8 pin								connector 10 pin																															
OUT	OUT	OUT	OUT	OUT	OUT	OUT	OUT	OUT	OUT	OUT	OUT	OUT	OUT	OUT	+	-	CAN H	CAN L	CAN H	CAN L	OUT +/-	OUT +/-	OUT	IN	IN	IN	IN	IN	IN	IN	IN	IN	IN	IN																				
Driver door sensor	Passengers door sensor	Trunk sense	Hood sense	Factory alarm++	Armed state	Lock factory remote	Unlock factory remote	Switches combination	Hand brake	Speed 10kmph	Engine run	Engine speed (RPM)	Ignition	Key in ignition	PWR +12V	GND	CAN1-H	CAN1-L	CAN2-H	CAN2-L	Alter. control blinkers	Alt. contr. centr. lock.	Foot brake	Drivers door opening sim.	Stop engine	Start engine	Comfort closure	Trunk release	All doors unlock	Driver door unlock	All doors lock	Turn signal control	Contr. of factory alarm	Contr.c.lock. when ign.is on																				
1	2	3	4	5	6	7	8	9	10	11	12	13	14	15	1	2	3	4	5	6	7	8	1	2	3	4	5	6	7	8	9	10	+	+	+	+	+	+	+	+	+	+	+	+	+	+	+	+	+	+	+	+	+	+

OPEL VIVARO															year: 2001 →	programme №: 224								from: 2013-09-24																														
connector 15 pin															connector 8 pin								connector 10 pin																															
OUT	OUT	OUT	OUT	OUT	OUT	OUT	OUT	OUT	OUT	OUT	OUT	OUT	OUT	OUT	+	-	CAN H	CAN L	CAN H	CAN L	OUT +/-	OUT +/-	OUT	IN	IN	IN	IN	IN	IN	IN	IN	IN	IN	IN																				
Driver door sensor	Passengers door sensor	Trunk sense	Hood sense	Factory alarm++	Armed state	Lock factory remote	Unlock factory remote	Switches combination	Hand brake	Speed 10kmph	Engine run	Engine speed (RPM)	Ignition	Key in ignition	PWR +12V	GND	CAN1-H	CAN1-L	CAN2-H	CAN2-L	Alter. control blinkers	Alt. contr. centr. lock.	Foot brake	Drivers door opening sim.	Stop engine	Start engine	Comfort closure	Trunk release	All doors unlock	Driver door unlock	All doors lock	Turn signal control	Contr. of factory alarm	Contr.c.lock. when ign.is on																				
1	2	3	4	5	6	7	8	9	10	11	12	13	14	15	1	2	3	4	5	6	7	8	1	2	3	4	5	6	7	8	9	10	+	+	+	+	+	+	+	+	+	+	+	+	+	+	+	+	+	+	+	+	+	+

OPEL ZAFIRA TOURER C															year: 2012 →	with and without Keyless System								programme №: 183	from: 2013-09-13																													
connector 15 pin															connector 8 pin								connector 10 pin																															
OUT	OUT	OUT	OUT	OUT	OUT	OUT	OUT	OUT	OUT	OUT	OUT	OUT	OUT	OUT	+	-	CAN H	CAN L	CAN H	CAN L	OUT +/-	OUT +/-	OUT	IN	IN	IN	IN	IN	IN	IN	IN	IN	IN	IN																				
Driver door sensor	Passengers door sensor	Trunk sense	Hood sense	Factory alarm++	Armed state	Lock factory remote	Unlock factory remote	Switches combination	Hand brake	Speed 10kmph	Engine run	Engine speed (RPM)	Ignition	Key in ignition	PWR +12V	GND	CAN1-H	CAN1-L	CAN2-H	CAN2-L	Alter. control blinkers	Alt. contr. centr. lock.	Foot brake	Drivers door opening sim.	Stop engine	Start engine	Comfort closure	Trunk release	All doors unlock	Driver door unlock	All doors lock	Turn signal control	Contr. of factory alarm	Contr.c.lock. when ign.is on																				
1	2	3	4	5	6	7	8	9	10	11	12	13	14	15	1	2	3	4	5	6	7	8	1	2	3	4	5	6	7	8	9	10	+	+	+	+	+	+	+	+	+	+	+	+	+	+	+	+	+	+	+	+	+	+

OPEL ZAFIRA B															year: 2005 →	with and without Keyless System								programme №: 184	from: 2013-08-26																													
connector 15 pin															connector 8 pin								connector 10 pin																															
OUT	OUT	OUT	OUT	OUT	OUT	OUT	OUT	OUT	OUT	OUT	OUT	OUT	OUT	OUT	+	-	CAN H	CAN L	CAN H	CAN L	OUT +/-	OUT +/-	OUT	IN	IN	IN	IN	IN	IN	IN	IN	IN	IN	IN																				
Driver door sensor	Passengers door sensor	Trunk sense	Hood sense	Factory alarm++	Armed state	Lock factory remote	Unlock factory remote	Switches combination	Hand brake	Speed 10kmph	Engine run	Engine speed (RPM)	Ignition	Key in ignition	PWR +12V	GND	CAN1-H	CAN1-L	CAN2-H	CAN2-L	Alter. control blinkers	Alt. contr. centr. lock.	Foot brake	Drivers door opening sim.	Stop engine	Start engine	Comfort closure	Trunk release	All doors unlock	Driver door unlock	All doors lock	Turn signal control	Contr. of factory alarm	Contr.c.lock. when ign.is on																				
1	2	3	4	5	6	7	8	9	10	11	12	13	14	15	1	2	3	4	5	6	7	8	1	2	3	4	5	6	7	8	9	10	+	+	+	+	+	+	+	+	+	+	+	+	+	+	+	+	+	+	+	+	+	+

PEUGEOT 207															year: 2006 →	(with factory alarm)								programme №: 143	from: 2013-04-18																													
connector 15 pin															connector 8 pin								connector 10 pin																															
OUT	OUT	OUT	OUT	OUT	OUT	OUT	OUT	OUT	OUT	OUT	OUT	OUT	OUT	OUT	+	-	CAN H	CAN L	CAN H	CAN L	OUT +/-	OUT +/-	OUT	IN	IN	IN	IN	IN	IN	IN	IN	IN	IN	IN																				
Driver door sensor	Passengers door sensor	Trunk sense	Hood sense	Factory alarm++	Armed state	Lock factory remote	Unlock factory remote	Switches combination	Hand brake	Speed 10kmph	Engine run	Engine speed (RPM)	Ignition	Key in ignition	PWR +12V	GND	CAN1-H	CAN1-L	CAN2-H	CAN2-L	Alter. control blinkers	Alt. contr. centr. lock.	Foot brake	Drivers door opening sim.	Stop engine	Start engine	Comfort closure	Trunk release	All doors unlock	Driver door unlock	All doors lock	Turn signal control	Contr. of factory alarm	Contr.c.lock. when ign.is on																				
1	2	3	4	5	6	7	8	9	10	11	12	13	14	15	1	2	3	4	5	6	7	8	1	2	3	4	5	6	7	8	9	10	+	+	+	+	+	+	+	+	+	+	+	+	+	+	+	+	+	+	+	+	+	+

Comments: If the car does not have the manufacturer's alarm system, then the manufacturer's alarm system should be activated (switched on) through service/diagnostic computer, otherwise statuses "Factory system alarm", "Driver door sense", "Passang. door sense", "Trunk sense", "Hood sense" and function "Turn signal control" will not work.

PEUGEOT 207															year: 2006 →	(without factory alarm)	programme №: 193	from: 2013-04-18																		
connector 15 pin															connector 8 pin								connector 10 pin													
OUT	OUT	OUT	OUT	OUT	OUT	OUT	OUT	OUT	OUT	OUT	OUT	OUT	OUT	OUT	+	-	CAN H	CAN L	CAN H	CAN L	OUT +/-	OUT +/-	OUT	IN	IN	IN	IN	IN	IN	IN	IN	IN	IN	IN		
Driver door sensor	Passengers door sensor	Trunk sense	Hood sense	Factory alarm++	Armed state	Lock factory remote	Unlock factory remote	Switches combination	Hand brake	Speed 10kmph	Engine run	Engine speed (RPM)	Ignition	Key in ignition	PWR +12V	GND	CAN1-H	CAN1-L	CAN2-H	CAN2-L	Alter. control blinkers	Alt. contr. centr. lock.	Foot brake	Drivers door opening sim.	Stop engine	Start engine	Comfort closure	Trunk release	All doors unlock	Driver door unlock	All doors lock	Turn signal control	Contr. of factory alarm	Contr.c.lock. when ign.is on		
1	2	3	4	5	6	7	8	9	10	11	12	13	14	15	1	2	3	4	5	6	7	8	1	2	3	4	5	6	7	8	9	10				
+	+	+	+	+	+	+	+	+	+	+	+	+	+	+	+	+	+	+	+	+	+	+	+	+	+	+	+	+	+	+	+	+				
Comments:															If the car does not have the manufacturer's alarm system, then the manufacturer's alarm system should be activated (switched on) through service/diagnostic computer, otherwise status "Factory system alarm" and function "Turn signal control" will not work.																					
Switches:															<input checked="" type="checkbox"/> <input checked="" type="checkbox"/>																					

PEUGEOT 3008															year: 2009 →	(with factory alarm)	programme №: 143	from: 2013-04-18																		
connector 15 pin															connector 8 pin								connector 10 pin													
OUT	OUT	OUT	OUT	OUT	OUT	OUT	OUT	OUT	OUT	OUT	OUT	OUT	OUT	OUT	+	-	CAN H	CAN L	CAN H	CAN L	OUT +/-	OUT +/-	OUT	IN	IN	IN	IN	IN	IN	IN	IN	IN	IN	IN		
Driver door sensor	Passengers door sensor	Trunk sense	Hood sense	Factory alarm++	Armed state	Lock factory remote	Unlock factory remote	Switches combination	Hand brake	Speed 10kmph	Engine run	Engine speed (RPM)	Ignition	Key in ignition	PWR +12V	GND	CAN1-H	CAN1-L	CAN2-H	CAN2-L	Alter. control blinkers	Alt. contr. centr. lock.	Foot brake	Drivers door opening sim.	Stop engine	Start engine	Comfort closure	Trunk release	All doors unlock	Driver door unlock	All doors lock	Turn signal control	Contr. of factory alarm	Contr.c.lock. when ign.is on		
1	2	3	4	5	6	7	8	9	10	11	12	13	14	15	1	2	3	4	5	6	7	8	1	2	3	4	5	6	7	8	9	10				
+	+	+	+	+	+	+	+	+	+	+	+	+	+	+	+	+	+	+	+	+	+	+	+	+	+	+	+	+	+	+	+	+				
Comments:															If the car does not have the manufacturer's alarm system, then the manufacturer's alarm system should be activated (switched on) through service/diagnostic computer, otherwise statuses "Factory system alarm", "Driver door sense", "Passang. door sense", "Trunk sense", "Hood sense" and function "Turn signal control" will not work.																					
Switches:															<input checked="" type="checkbox"/> <input checked="" type="checkbox"/>																					

PEUGEOT 3008															year: 2009 →	(without factory alarm)	programme №: 193	from: 2013-04-18																		
connector 15 pin															connector 8 pin								connector 10 pin													
OUT	OUT	OUT	OUT	OUT	OUT	OUT	OUT	OUT	OUT	OUT	OUT	OUT	OUT	OUT	+	-	CAN H	CAN L	CAN H	CAN L	OUT +/-	OUT +/-	OUT	IN	IN	IN	IN	IN	IN	IN	IN	IN	IN	IN		
Driver door sensor	Passengers door sensor	Trunk sense	Hood sense	Factory alarm++	Armed state	Lock factory remote	Unlock factory remote	Switches combination	Hand brake	Speed 10kmph	Engine run	Engine speed (RPM)	Ignition	Key in ignition	PWR +12V	GND	CAN1-H	CAN1-L	CAN2-H	CAN2-L	Alter. control blinkers	Alt. contr. centr. lock.	Foot brake	Drivers door opening sim.	Stop engine	Start engine	Comfort closure	Trunk release	All doors unlock	Driver door unlock	All doors lock	Turn signal control	Contr. of factory alarm	Contr.c.lock. when ign.is on		
1	2	3	4	5	6	7	8	9	10	11	12	13	14	15	1	2	3	4	5	6	7	8	1	2	3	4	5	6	7	8	9	10				
+	+	+	+	+	+	+	+	+	+	+	+	+	+	+	+	+	+	+	+	+	+	+	+	+	+	+	+	+	+	+	+	+				
Comments:															If the car does not have the manufacturer's alarm system, then the manufacturer's alarm system should be activated (switched on) through service/diagnostic computer, otherwise status "Factory system alarm" and function "Turn signal control" will not work.																					
Switches:															<input checked="" type="checkbox"/> <input checked="" type="checkbox"/>																					

PEUGEOT 307															year: 2006 →	(with factory alarm)	programme №: 143	from: 2013-04-18																		
connector 15 pin															connector 8 pin								connector 10 pin													
OUT	OUT	OUT	OUT	OUT	OUT	OUT	OUT	OUT	OUT	OUT	OUT	OUT	OUT	OUT	+	-	CAN H	CAN L	CAN H	CAN L	OUT +/-	OUT +/-	OUT	IN	IN	IN	IN	IN	IN	IN	IN	IN	IN	IN		
Driver door sensor	Passengers door sensor	Trunk sense	Hood sense	Factory alarm++	Armed state	Lock factory remote	Unlock factory remote	Switches combination	Hand brake	Speed 10kmph	Engine run	Engine speed (RPM)	Ignition	Key in ignition	PWR +12V	GND	CAN1-H	CAN1-L	CAN2-H	CAN2-L	Alter. control blinkers	Alt. contr. centr. lock.	Foot brake	Drivers door opening sim.	Stop engine	Start engine	Comfort closure	Trunk release	All doors unlock	Driver door unlock	All doors lock	Turn signal control	Contr. of factory alarm	Contr.c.lock. when ign.is on		
1	2	3	4	5	6	7	8	9	10	11	12	13	14	15	1	2	3	4	5	6	7	8	1	2	3	4	5	6	7	8	9	10				
+	+	+	+	+	+	+	+	+	+	+	+	+	+	+	+	+	+	+	+	+	+	+	+	+	+	+	+	+	+	+	+	+				
Comments:															If the car does not have the manufacturer's alarm system, then the manufacturer's alarm system should be activated (switched on) through service/diagnostic computer, otherwise statuses "Factory system alarm", "Driver door sense", "Passang. door sense", "Trunk sense", "Hood sense" and function "Turn signal control" will not work.																					
Switches:															<input checked="" type="checkbox"/> <input checked="" type="checkbox"/>																					

PEUGEOT 307															year: 2006 →	(without factory alarm)	programme №: 193	from: 2013-04-18																		
connector 15 pin															connector 8 pin								connector 10 pin													
OUT	OUT	OUT	OUT	OUT	OUT	OUT	OUT	OUT	OUT	OUT	OUT	OUT	OUT	OUT	+	-	CAN H	CAN L	CAN H	CAN L	OUT +/-	OUT +/-	OUT	IN	IN	IN	IN	IN	IN	IN	IN	IN	IN	IN		
Driver door sensor	Passengers door sensor	Trunk sense	Hood sense	Factory alarm++	Armed state	Lock factory remote	Unlock factory remote	Switches combination	Hand brake	Speed 10kmph	Engine run	Engine speed (RPM)	Ignition	Key in ignition	PWR +12V	GND	CAN1-H	CAN1-L	CAN2-H	CAN2-L	Alter. control blinkers	Alt. contr. centr. lock.	Foot brake	Drivers door opening sim.	Stop engine	Start engine	Comfort closure	Trunk release	All doors unlock	Driver door unlock	All doors lock	Turn signal control	Contr. of factory alarm	Contr.c.lock. when ign.is on		
1	2	3	4	5	6	7	8	9	10	11	12	13	14	15	1	2	3	4	5	6	7	8	1	2	3	4	5	6	7	8	9	10				
+	+	+	+	+	+	+	+	+	+	+	+	+	+	+	+	+	+	+	+	+	+	+	+	+	+	+	+	+	+	+	+	+				
Comments:															If the car does not have the manufacturer's alarm system, then the manufacturer's alarm system should be activated (switched on) through service/diagnostic computer, otherwise status "Factory system alarm" and function "Turn signal control" will not work.																					
Switches:															<input checked="" type="checkbox"/> <input checked="" type="checkbox"/>																					

PEUGEOT 308															year: 2007 →		(with factory alarm)		programme №: 143										from: 2013-04-18									
connector 15 pin															connector 8 pin								connector 10 pin															
OUT	OUT	OUT	OUT	OUT	OUT	OUT	OUT	OUT	OUT	OUT	OUT	OUT	OUT	OUT	+	-	CAN H	CAN L	CAN H	CAN L	OUT +/-	OUT +/-	OUT	IN	IN	IN	IN	IN	IN	IN	IN	IN	IN	IN	IN	IN	+	+
Driver door sensor	Passengers door sensor	Trunk sense	Hood sense	Factory alarm++	Armed state	Lock factory remote	Unlock factory remote	Switches combination	Hand brake	Speed 10kmph	Engine run	Engine speed (RPM)	Ignition	Key in ignition	PWR +12V	GND	CAN1-H	CAN1-L	CAN2-H	CAN2-L	Alter. control blinkers	Alt. contr. centr. lock.	Foot brake	Drivers door opening sim.	Stop engine	Start engine	Comfort closure	Trunk release	All doors unlock	Driver door unlock	All doors lock	Turn signal control	Contr. of factory alarm	Contr.c.lock. when ign.is on				
1	2	3	4	5	6	7	8	9	10	11	12	13	14	15	1	2	3	4	5	6	7	8	1	2	3	4	5	6	7	8	9	10	+	+				
Comments:															If the car does not have the manufacturer's alarm system, then the manufacturer's alarm system should be activated (switched on) through service/diagnostic computer, otherwise statuses "Factory system alarm", "Driver door sense", "Passang. door sense", "Trunk sense", "Hood sense" and function "Turn signal control" will not work.																							
Switches:																																						

PEUGEOT 308															year: 2007 →		(without factory alarm)		programme №: 193										from: 2013-04-18							
connector 15 pin															connector 8 pin								connector 10 pin													
OUT	OUT	OUT	OUT	OUT	OUT	OUT	OUT	OUT	OUT	OUT	OUT	OUT	OUT	OUT	+	-	CAN H	CAN L	CAN H	CAN L	OUT +/-	OUT +/-	OUT	IN	IN	IN	IN	IN	IN	IN	IN	IN	IN	IN	+	+
Driver door sensor	Passengers door sensor	Trunk sense	Hood sense	Factory alarm++	Armed state	Lock factory remote	Unlock factory remote	Switches combination	Hand brake	Speed 10kmph	Engine run	Engine speed (RPM)	Ignition	Key in ignition	PWR +12V	GND	CAN1-H	CAN1-L	CAN2-H	CAN2-L	Alter. control blinkers	Alt. contr. centr. lock.	Foot brake	Drivers door opening sim.	Stop engine	Start engine	Comfort closure	Trunk release	All doors unlock	Driver door unlock	All doors lock	Turn signal control	Contr. of factory alarm	Contr.c.lock. when ign.is on		
1	2	3	4	5	6	7	8	9	10	11	12	13	14	15	1	2	3	4	5	6	7	8	1	2	3	4	5	6	7	8	9	10	+	+		
Comments:															If the car does not have the manufacturer's alarm system, then the manufacturer's alarm system should be activated (switched on) through service/diagnostic computer, otherwise status "Factory system alarm" and function "Turn signal control" will not work.																					
Switches:																																				

PEUGEOT 4007															year: 2007 →		with and without Keyless System		programme №: 142										from: 2013-04-18							
connector 15 pin															connector 8 pin								connector 10 pin													
OUT	OUT	OUT	OUT	OUT	OUT	OUT	OUT	OUT	OUT	OUT	OUT	OUT	OUT	OUT	+	-	CAN H	CAN L	CAN H	CAN L	OUT +/-	OUT +/-	OUT	IN	IN	IN	IN	IN	IN	IN	IN	IN	IN	IN	+	+
Driver door sensor	Passengers door sensor	Trunk sense	Hood sense	Factory alarm++	Armed state	Lock factory remote	Unlock factory remote	Switches combination	Hand brake	Speed 10kmph	Engine run	Engine speed (RPM)	Ignition	Key in ignition	PWR +12V	GND	CAN1-H	CAN1-L	CAN2-H	CAN2-L	Alter. control blinkers	Alt. contr. centr. lock.	Foot brake	Drivers door opening sim.	Stop engine	Start engine	Comfort closure	Trunk release	All doors unlock	Driver door unlock	All doors lock	Turn signal control	Contr. of factory alarm	Contr.c.lock. when ign.is on		
1	2	3	4	5	6	7	8	9	10	11	12	13	14	15	1	2	3	4	5	6	7	8	1	2	3	4	5	6	7	8	9	10	+	+		
Comments:																																				
Switches:																																				

PEUGEOT 407															year: 2006 →		(with factory alarm)		programme №: 143										from: 2013-04-18							
connector 15 pin															connector 8 pin								connector 10 pin													
OUT	OUT	OUT	OUT	OUT	OUT	OUT	OUT	OUT	OUT	OUT	OUT	OUT	OUT	OUT	+	-	CAN H	CAN L	CAN H	CAN L	OUT +/-	OUT +/-	OUT	IN	IN	IN	IN	IN	IN	IN	IN	IN	IN	IN	+	+
Driver door sensor	Passengers door sensor	Trunk sense	Hood sense	Factory alarm++	Armed state	Lock factory remote	Unlock factory remote	Switches combination	Hand brake	Speed 10kmph	Engine run	Engine speed (RPM)	Ignition	Key in ignition	PWR +12V	GND	CAN1-H	CAN1-L	CAN2-H	CAN2-L	Alter. control blinkers	Alt. contr. centr. lock.	Foot brake	Drivers door opening sim.	Stop engine	Start engine	Comfort closure	Trunk release	All doors unlock	Driver door unlock	All doors lock	Turn signal control	Contr. of factory alarm	Contr.c.lock. when ign.is on		
1	2	3	4	5	6	7	8	9	10	11	12	13	14	15	1	2	3	4	5	6	7	8	1	2	3	4	5	6	7	8	9	10	+	+		
Comments:															If the car does not have the manufacturer's alarm system, then the manufacturer's alarm system should be activated (switched on) through service/diagnostic computer, otherwise statuses "Factory system alarm", "Driver door sense", "Passang. door sense", "Trunk sense", "Hood sense" and function "Turn signal control" will not work.																					
Switches:																																				

PEUGEOT 407															year: 2006 →		(without factory alarm)		programme №: 193										from: 2013-04-18							
connector 15 pin															connector 8 pin								connector 10 pin													
OUT	OUT	OUT	OUT	OUT	OUT	OUT	OUT	OUT	OUT	OUT	OUT	OUT	OUT	OUT	+	-	CAN H	CAN L	CAN H	CAN L	OUT +/-	OUT +/-	OUT	IN	IN	IN	IN	IN	IN	IN	IN	IN	IN	IN	+	+
Driver door sensor	Passengers door sensor	Trunk sense	Hood sense	Factory alarm++	Armed state	Lock factory remote	Unlock factory remote	Switches combination	Hand brake	Speed 10kmph	Engine run	Engine speed (RPM)	Ignition	Key in ignition	PWR +12V	GND	CAN1-H	CAN1-L	CAN2-H	CAN2-L	Alter. control blinkers	Alt. contr. centr. lock.	Foot brake	Drivers door opening sim.	Stop engine	Start engine	Comfort closure	Trunk release	All doors unlock	Driver door unlock	All doors lock	Turn signal control	Contr. of factory alarm	Contr.c.lock. when ign.is on		
1	2	3	4	5	6	7	8	9	10	11	12	13	14	15	1	2	3	4	5	6	7	8	1	2	3	4	5	6	7	8	9	10	+	+		
Comments:															If the car does not have the manufacturer's alarm system, then the manufacturer's alarm system should be activated (switched on) through service/diagnostic computer, otherwise status "Factory system alarm" and function "Turn signal control" will not work.																					
Switches:																																				



PEUGEOT 607 (Z9)															year: 2005 → (with factory alarm)								programme №: 143 from: 2013-04-18											
connector 15 pin															connector 8 pin								connector 10 pin											
OUT	OUT	OUT	OUT	OUT	OUT	OUT	OUT	OUT	OUT	OUT	OUT	OUT	OUT	OUT	+	-	CAN H	CAN L	CAN H	CAN L	OUT +/-	OUT +/-	OUT	IN	IN	IN	IN	IN	IN	IN	IN	IN	IN	IN
Driver door sensor	Passengers door sensor	Trunk sense	Hood sense	Factory alarm++	Armed state	Lock factory remote	Unlock factory remote	Switches combination	Hand brake	Speed 10kmph	Engine run	Engine speed (RPM)	Ignition	Key in ignition	PWR +12V	GND	CAN1-H	CAN1-L	CAN2-H	CAN2-L	Alter. control blinkers	Alt. contr. centr. lock.	Foot brake	Drivers door opening sim.	Stop engine	Start engine	Comfort closure	Trunk release	All doors unlock	Driver door unlock	All doors lock	Turn signal control		
1	2	3	4	5	6	7	8	9	10	11	12	13	14	15	1	2	3	4	5	6	7	8	1	2	3	4	5	6	7	8	9	10		
+	+	+	+	+	+	+	+	+	+	+	+	+	+	+	+	+	+	+	+	+	+	+	+	+	+	+	+	+	+	+	+	+		

Comments: If the car does not have the manufacturer's alarm system, then the manufacturer's alarm system should be activated (switched on) through service/diagnostic computer, otherwise statuses "Factory system alarm", "Driver door sense", "Passang. door sense", "Trunk sense", "Hood sense" and function "Turn signal control" will not work.

Switches:  



PEUGEOT 607 (Z9)															year: 2005 → (without factory alarm)								programme №: 193 from: 2013-04-18											
connector 15 pin															connector 8 pin								connector 10 pin											
OUT	OUT	OUT	OUT	OUT	OUT	OUT	OUT	OUT	OUT	OUT	OUT	OUT	OUT	OUT	+	-	CAN H	CAN L	CAN H	CAN L	OUT +/-	OUT +/-	OUT	IN	IN	IN	IN	IN	IN	IN	IN	IN	IN	IN
Driver door sensor	Passengers door sensor	Trunk sense	Hood sense	Factory alarm++	Armed state	Lock factory remote	Unlock factory remote	Switches combination	Hand brake	Speed 10kmph	Engine run	Engine speed (RPM)	Ignition	Key in ignition	PWR +12V	GND	CAN1-H	CAN1-L	CAN2-H	CAN2-L	Alter. control blinkers	Alt. contr. centr. lock.	Foot brake	Drivers door opening sim.	Stop engine	Start engine	Comfort closure	Trunk release	All doors unlock	Driver door unlock	All doors lock	Turn signal control		
1	2	3	4	5	6	7	8	9	10	11	12	13	14	15	1	2	3	4	5	6	7	8	1	2	3	4	5	6	7	8	9	10		
+	+	+	+	+	+	+	+	+	+	+	+	+	+	+	+	+	+	+	+	+	+	+	+	+	+	+	+	+	+	+	+	+		

Comments: If the car does not have the manufacturer's alarm system, then the manufacturer's alarm system should be activated (switched on) through service/diagnostic computer, otherwise status "Factory system alarm" and function "Turn signal control" will not work.

Switches:  

PEUGEOT 807															year: 2006 → (with factory alarm)								programme №: 143 from: 2013-04-18											
connector 15 pin															connector 8 pin								connector 10 pin											
OUT	OUT	OUT	OUT	OUT	OUT	OUT	OUT	OUT	OUT	OUT	OUT	OUT	OUT	OUT	+	-	CAN H	CAN L	CAN H	CAN L	OUT +/-	OUT +/-	OUT	IN	IN	IN	IN	IN	IN	IN	IN	IN	IN	IN
Driver door sensor	Passengers door sensor	Trunk sense	Hood sense	Factory alarm++	Armed state	Lock factory remote	Unlock factory remote	Switches combination	Hand brake	Speed 10kmph	Engine run	Engine speed (RPM)	Ignition	Key in ignition	PWR +12V	GND	CAN1-H	CAN1-L	CAN2-H	CAN2-L	Alter. control blinkers	Alt. contr. centr. lock.	Foot brake	Drivers door opening sim.	Stop engine	Start engine	Comfort closure	Trunk release	All doors unlock	Driver door unlock	All doors lock	Turn signal control		
1	2	3	4	5	6	7	8	9	10	11	12	13	14	15	1	2	3	4	5	6	7	8	1	2	3	4	5	6	7	8	9	10		
+	+	+	+	+	+	+	+	+	+	+	+	+	+	+	+	+	+	+	+	+	+	+	+	+	+	+	+	+	+	+	+	+		

Comments: If the car does not have the manufacturer's alarm system, then the manufacturer's alarm system should be activated (switched on) through service/diagnostic computer, otherwise statuses "Factory system alarm", "Driver door sense", "Passang. door sense", "Trunk sense", "Hood sense" and function "Turn signal control" will not work.

Switches:  

PEUGEOT 807															year: 2006 → (without factory alarm)								programme №: 193 from: 2013-04-18											
connector 15 pin															connector 8 pin								connector 10 pin											
OUT	OUT	OUT	OUT	OUT	OUT	OUT	OUT	OUT	OUT	OUT	OUT	OUT	OUT	OUT	+	-	CAN H	CAN L	CAN H	CAN L	OUT +/-	OUT +/-	OUT	IN	IN	IN	IN	IN	IN	IN	IN	IN	IN	IN
Driver door sensor	Passengers door sensor	Trunk sense	Hood sense	Factory alarm++	Armed state	Lock factory remote	Unlock factory remote	Switches combination	Hand brake	Speed 10kmph	Engine run	Engine speed (RPM)	Ignition	Key in ignition	PWR +12V	GND	CAN1-H	CAN1-L	CAN2-H	CAN2-L	Alter. control blinkers	Alt. contr. centr. lock.	Foot brake	Drivers door opening sim.	Stop engine	Start engine	Comfort closure	Trunk release	All doors unlock	Driver door unlock	All doors lock	Turn signal control		
1	2	3	4	5	6	7	8	9	10	11	12	13	14	15	1	2	3	4	5	6	7	8	1	2	3	4	5	6	7	8	9	10		
+	+	+	+	+	+	+	+	+	+	+	+	+	+	+	+	+	+	+	+	+	+	+	+	+	+	+	+	+	+	+	+	+		

Comments: If the car does not have the manufacturer's alarm system, then the manufacturer's alarm system should be activated (switched on) through service/diagnostic computer, otherwise status "Factory system alarm" and function "Turn signal control" will not work.

Switches:  

PEUGEOT BIPPER															year: 2008 →								programme №: 127 from: 2013-03-13											
connector 15 pin															connector 8 pin								connector 10 pin											
OUT	OUT	OUT	OUT	OUT	OUT	OUT	OUT	OUT	OUT	OUT	OUT	OUT	OUT	OUT	+	-	CAN H	CAN L	CAN H	CAN L	OUT +/-	OUT +/-	OUT	IN	IN	IN	IN	IN	IN	IN	IN	IN	IN	IN
Driver door sensor	Passengers door sensor	Trunk sense	Hood sense	Factory alarm++	Armed state	Lock factory remote	Unlock factory remote	Switches combination	Hand brake	Speed 10kmph	Engine run	Engine speed (RPM)	Ignition	Key in ignition	PWR +12V	GND	CAN1-H	CAN1-L	CAN2-H	CAN2-L	Alter. control blinkers	Alt. contr. centr. lock.	Foot brake	Drivers door opening sim.	Stop engine	Start engine	Comfort closure	Trunk release	All doors unlock	Driver door unlock	All doors lock	Turn signal control		
1	2	3	4	5	6	7	8	9	10	11	12	13	14	15	1	2	3	4	5	6	7	8	1	2	3	4	5	6	7	8	9	10		
+	+	+	+	+	+	+	+	+	+	+	+	+	+	+	+	+	+	+	+	+	+	+	+	+	+	+	+	+	+	+	+	+		

Comments:

Switches:   

PEUGEOT BOXER

year: 2011 →

programme N°: 127

from: 2013-03-13

connector 15 pin														
OUT	OUT	OUT	OUT	OUT	OUT	OUT	OUT	OUT	OUT	OUT	OUT	OUT	OUT	OUT
Driver door sensor	Passengers door sensor	Trunk sense	Hood sense	Factory alarm++	Armed state	Lock factory remote	Unlock factory remote	Switches combination	Hand brake	Speed 10kmph	Engine run	Engine speed (RPM)	Ignition	Key in ignition
1	2	3	4	5	6	7	8	9	10	11	12	13	14	15
+	+	+	-	+	+	+	+	+	+	+	+	+	+	+

connector 8 pin							
+	-	CAN H	CAN L	CAN H	CAN L	OUT +/-	OUT +/-
PWR +12V	GND	CAN1-H	CAN1-L	CAN2-H	CAN2-L	Alter. control blinkers	Alt. contr. centr. lock.
1	2	3	4	5	6	7	8
+	+	+	+	+	+	+	+

connector 10 pin									
OUT	IN	IN	IN	IN	IN	IN	IN	IN	IN
Foot brake	Drivers door opening sim.	Stop engine	Start engine	Comfort closure	Trunk release	All doors unlock	Driver door unlock	All doors lock	Turn signal control
1	2	3	4	5	6	7	8	9	10
+	+	+	+	+	+	+	+	+	+

Contr. of factory alarm	Contr.c.lock. when ign.is on
-------------------------	------------------------------

Comments:

Switches:

PEUGEOT BOXER

year: 2011 →

programme N°: 129

from: 2013-07-03

connector 15 pin														
OUT	OUT	OUT	OUT	OUT	OUT	OUT	OUT	OUT	OUT	OUT	OUT	OUT	OUT	OUT
Driver door sensor	Passengers door sensor	Trunk sense	Hood sense	Factory alarm++	Armed state	Lock factory remote	Unlock factory remote	Switches combination	Hand brake	Speed 10kmph	Engine run	Engine speed (RPM)	Ignition	Key in ignition
1	2	3	4	5	6	7	8	9	10	11	12	13	14	15
+	+	+	-	+	+	+	+	+	+	+	+	+	+	+

connector 8 pin							
+	-	CAN H	CAN L	CAN H	CAN L	OUT +/-	OUT +/-
PWR +12V	GND	CAN1-H	CAN1-L	CAN2-H	CAN2-L	Alter. control blinkers	Alt. contr. centr. lock.
1	2	3	4	5	6	7	8
+	+	+	+	+	+	+	+

connector 10 pin									
OUT	IN	IN	IN	IN	IN	IN	IN	IN	IN
Foot brake	Drivers door opening sim.	Stop engine	Start engine	Comfort closure	Trunk release	All doors unlock	Driver door unlock	All doors lock	Turn signal control
1	2	3	4	5	6	7	8	9	10
+	+	+	+	+	+	+	+	+	+

Contr. of factory alarm	Contr.c.lock. when ign.is on
-------------------------	------------------------------

Comments:

Switches:

PEUGEOT BOXER

year: 2006 →

programme N°: 129

from: 2013-07-03

connector 15 pin														
OUT	OUT	OUT	OUT	OUT	OUT	OUT	OUT	OUT	OUT	OUT	OUT	OUT	OUT	OUT
Driver door sensor	Passengers door sensor	Trunk sense	Hood sense	Factory alarm++	Armed state	Lock factory remote	Unlock factory remote	Switches combination	Hand brake	Speed 10kmph	Engine run	Engine speed (RPM)	Ignition	Key in ignition
1	2	3	4	5	6	7	8	9	10	11	12	13	14	15
+	+	+	-	+	+	+	+	+	+	+	+	+	+	+

connector 8 pin							
+	-	CAN H	CAN L	CAN H	CAN L	OUT +/-	OUT +/-
PWR +12V	GND	CAN1-H	CAN1-L	CAN2-H	CAN2-L	Alter. control blinkers	Alt. contr. centr. lock.
1	2	3	4	5	6	7	8
+	+	+	+	+	+	+	+

connector 10 pin									
OUT	IN	IN	IN	IN	IN	IN	IN	IN	IN
Foot brake	Drivers door opening sim.	Stop engine	Start engine	Comfort closure	Trunk release	All doors unlock	Driver door unlock	All doors lock	Turn signal control
1	2	3	4	5	6	7	8	9	10
+	+	+	+	+	+	+	+	+	+

Contr. of factory alarm	Contr.c.lock. when ign.is on
-------------------------	------------------------------

Comments:

Switches:

PEUGEOT EXPERT

year: 2007 →

(with factory alarm)

programme N°: 143

from: 2013-04-18

connector 15 pin														
OUT	OUT	OUT	OUT	OUT	OUT	OUT	OUT	OUT	OUT	OUT	OUT	OUT	OUT	OUT
Driver door sensor	Passengers door sensor	Trunk sense	Hood sense	Factory alarm++	Armed state	Lock factory remote	Unlock factory remote	Switches combination	Hand brake	Speed 10kmph	Engine run	Engine speed (RPM)	Ignition	Key in ignition
1	2	3	4	5	6	7	8	9	10	11	12	13	14	15
+	+	+	-	+	+	+	+	+	+	+	+	+	+	+

connector 8 pin							
+	-	CAN H	CAN L	CAN H	CAN L	OUT +/-	OUT +/-
PWR +12V	GND	CAN1-H	CAN1-L	CAN2-H	CAN2-L	Alter. control blinkers	Alt. contr. centr. lock.
1	2	3	4	5	6	7	8
+	+	+	+	+	+	+	+

connector 10 pin									
OUT	IN	IN	IN	IN	IN	IN	IN	IN	IN
Foot brake	Drivers door opening sim.	Stop engine	Start engine	Comfort closure	Trunk release	All doors unlock	Driver door unlock	All doors lock	Turn signal control
1	2	3	4	5	6	7	8	9	10
+	+	+	+	+	+	+	+	+	+

Contr. of factory alarm	Contr.c.lock. when ign.is on
-------------------------	------------------------------

Comments: If the car does not have the manufacturer's alarm system, then the manufacturer's alarm system should be activated (switched on) through service/diagnostic computer, otherwise statuses "Factory system alarm", "Driver door sense", "Passang. door sense", "Trunk sense", "Hood sense" and function "Turn signal control" will not work.

Switches:

PEUGEOT EXPERT

year: 2007 →

(without factory alarm)

programme N°: 193

from: 2013-04-18

connector 15 pin														
OUT	OUT	OUT	OUT	OUT	OUT	OUT	OUT	OUT	OUT	OUT	OUT	OUT	OUT	OUT
Driver door sensor	Passengers door sensor	Trunk sense	Hood sense	Factory alarm++	Armed state	Lock factory remote	Unlock factory remote	Switches combination	Hand brake	Speed 10kmph	Engine run	Engine speed (RPM)	Ignition	Key in ignition
1	2	3	4	5	6	7	8	9	10	11	12	13	14	15
+	+	+	+	+	+	+	+	+	+	+	+	+	+	+

connector 8 pin							
+	-	CAN H	CAN L	CAN H	CAN L	OUT +/-	OUT +/-
PWR +12V	GND	CAN1-H	CAN1-L	CAN2-H	CAN2-L	Alter. control blinkers	Alt. contr. centr. lock.
1	2	3	4	5	6	7	8
+	+	+	+	+	+	+	+

connector 10 pin									
OUT	IN	IN	IN	IN	IN	IN	IN	IN	IN
Foot brake	Drivers door opening sim.	Stop engine	Start engine	Comfort closure	Trunk release	All doors unlock	Driver door unlock	All doors lock	Turn signal control
1	2	3	4	5	6	7	8	9	10
+	+	+	+	+	+	+	+	+	+

Contr. of factory alarm	Contr.c.lock. when ign.is on
-------------------------	------------------------------

Comments: If the car does not have the manufacturer's alarm system, then the manufacturer's alarm system should be activated (switched on) through service/diagnostic computer, otherwise status "Factory system alarm" and function "Turn signal control" will not work.

Switches:

PEUGEOT PARTNER															year: 2008 →	(with factory alarm)	programme №: 143	from: 2013-04-18																			
connector 15 pin															connector 8 pin								connector 10 pin														
OUT	OUT	OUT	OUT	OUT	OUT	OUT	OUT	OUT	OUT	OUT	OUT	OUT	OUT	OUT	+	-	CAN H	CAN L	CAN H	CAN L	OUT +/-	OUT +/-	OUT	IN	IN	IN	IN	IN	IN	IN	IN	IN	IN	IN			
Driver door sensor	Passengers door sensor	Trunk sense	Hood sense	Factory alarm++	Armed state	Lock factory remote	Unlock factory remote	Switches combination	Hand brake	Speed 10kmph	Engine run	Engine speed (RPM)	Ignition	Key in ignition	PWR +12V	GND	CAN1-H	CAN1-L	CAN2-H	CAN2-L	Alter. control blinkers	Alt. contr. centr. lock.	Foot brake	Drivers door opening sim.	Stop engine	Start engine	Comfort closure	Trunk release	All doors unlock	Driver door unlock	All doors lock	Turn signal control					
1	2	3	4	5	6	7	8	9	10	11	12	13	14	15	1	2	3	4	5	6	7	8	1	2	3	4	5	6	7	8	9	10					
+	+	+	+	+	+	+	+	+	+	+	+	+	+	+	+	+	+	+	+	+	+	+	+	+	+	+	+	+	+	+	+	+					
Comments:															If the car does not have the manufacturer's alarm system, then the manufacturer's alarm system should be activated (switched on) through service/diagnostic computer, otherwise statuses "Factory system alarm", "Driver door sense", "Passang. door sense", "Trunk sense", "Hood sense" and function "Turn signal control" will not work.																						
Switches:															<input checked="" type="checkbox"/> <input checked="" type="checkbox"/>																						

PEUGEOT PARTNER															year: 2008 →	(without factory alarm)	programme №: 193	from: 2013-04-18																			
connector 15 pin															connector 8 pin								connector 10 pin														
OUT	OUT	OUT	OUT	OUT	OUT	OUT	OUT	OUT	OUT	OUT	OUT	OUT	OUT	OUT	+	-	CAN H	CAN L	CAN H	CAN L	OUT +/-	OUT +/-	OUT	IN	IN	IN	IN	IN	IN	IN	IN	IN	IN				
Driver door sensor	Passengers door sensor	Trunk sense	Hood sense	Factory alarm++	Armed state	Lock factory remote	Unlock factory remote	Switches combination	Hand brake	Speed 10kmph	Engine run	Engine speed (RPM)	Ignition	Key in ignition	PWR +12V	GND	CAN1-H	CAN1-L	CAN2-H	CAN2-L	Alter. control blinkers	Alt. contr. centr. lock.	Foot brake	Drivers door opening sim.	Stop engine	Start engine	Comfort closure	Trunk release	All doors unlock	Driver door unlock	All doors lock	Turn signal control					
1	2	3	4	5	6	7	8	9	10	11	12	13	14	15	1	2	3	4	5	6	7	8	1	2	3	4	5	6	7	8	9	10					
+	+	+	+	+	+	+	+	+	+	+	+	+	+	+	+	+	+	+	+	+	+	+	+	+	+	+	+	+	+	+	+	+					
Comments:															If the car does not have the manufacturer's alarm system, then the manufacturer's alarm system should be activated (switched on) through service/diagnostic computer, otherwise status "Factory system alarm" and function "Turn signal control" will not work.																						
Switches:															<input checked="" type="checkbox"/> <input checked="" type="checkbox"/>																						

PEUGEOT PARTNER															year: 2003 →	(without factory alarm)	programme №: 292	from: 2013-03-13																			
connector 15 pin															connector 8 pin								connector 10 pin														
OUT	OUT	OUT	OUT	OUT	OUT	OUT	OUT	OUT	OUT	OUT	OUT	OUT	OUT	OUT	+	-	CAN H	CAN L	CAN H	CAN L	OUT +/-	OUT +/-	OUT	IN	IN	IN	IN	IN	IN	IN	IN	IN	IN				
Driver door sensor	Passengers door sensor	Trunk sense	Hood sense	Factory alarm++	Armed state	Lock factory remote	Unlock factory remote	Switches combination	Hand brake	Speed 10kmph	Engine run	Engine speed (RPM)	Ignition	Key in ignition	PWR +12V	GND	CAN1-H	CAN1-L	CAN2-H	CAN2-L	Alter. control blinkers	Alt. contr. centr. lock.	Foot brake	Drivers door opening sim.	Stop engine	Start engine	Comfort closure	Trunk release	All doors unlock	Driver door unlock	All doors lock	Turn signal control					
1	2	3	4	5	6	7	8	9	10	11	12	13	14	15	1	2	3	4	5	6	7	8	1	2	3	4	5	6	7	8	9	10					
+	+	+	+	+	+	+	+	+	+	+	+	+	+	+	+	+	+	+	+	+	+	+	+	+	+	+	+	+	+	+	+	+					
Comments:															If the car does not have the manufacturer's alarm system, then the manufacturer's alarm system should be activated (switched on) through service/diagnostic computer, otherwise status "Factory system alarm" and function "Turn signal control" will not work.																						
Switches:															<input checked="" type="checkbox"/> <input checked="" type="checkbox"/>																						

PEUGEOT PARTNER Origin															year: 2003 →	(without factory alarm)	programme №: 292	from: 2013-03-13																			
connector 15 pin															connector 8 pin								connector 10 pin														
OUT	OUT	OUT	OUT	OUT	OUT	OUT	OUT	OUT	OUT	OUT	OUT	OUT	OUT	OUT	+	-	CAN H	CAN L	CAN H	CAN L	OUT +/-	OUT +/-	OUT	IN	IN	IN	IN	IN	IN	IN	IN	IN	IN				
Driver door sensor	Passengers door sensor	Trunk sense	Hood sense	Factory alarm++	Armed state	Lock factory remote	Unlock factory remote	Switches combination	Hand brake	Speed 10kmph	Engine run	Engine speed (RPM)	Ignition	Key in ignition	PWR +12V	GND	CAN1-H	CAN1-L	CAN2-H	CAN2-L	Alter. control blinkers	Alt. contr. centr. lock.	Foot brake	Drivers door opening sim.	Stop engine	Start engine	Comfort closure	Trunk release	All doors unlock	Driver door unlock	All doors lock	Turn signal control					
1	2	3	4	5	6	7	8	9	10	11	12	13	14	15	1	2	3	4	5	6	7	8	1	2	3	4	5	6	7	8	9	10					
+	+	+	+	+	+	+	+	+	+	+	+	+	+	+	+	+	+	+	+	+	+	+	+	+	+	+	+	+	+	+	+	+					
Comments:															If the car does not have the manufacturer's alarm system, then the manufacturer's alarm system should be activated (switched on) through service/diagnostic computer, otherwise status "Factory system alarm" and function "Turn signal control" will not work.																						
Switches:															<input checked="" type="checkbox"/> <input checked="" type="checkbox"/>																						

PORSCHE 911															year: 2008 →	(without factory alarm)	programme №: 153	from: 2013-03-13																			
connector 15 pin															connector 8 pin								connector 10 pin														
OUT	OUT	OUT	OUT	OUT	OUT	OUT	OUT	OUT	OUT	OUT	OUT	OUT	OUT	OUT	+	-	CAN H	CAN L	CAN H	CAN L	OUT +/-	OUT +/-	OUT	IN	IN	IN	IN	IN	IN	IN	IN	IN	IN				
Driver door sensor	Passengers door sensor	Trunk sense	Hood sense	Factory alarm++	Armed state	Lock factory remote	Unlock factory remote	Switches combination	Hand brake	Speed 10kmph	Engine run	Engine speed (RPM)	Ignition	Key in ignition	PWR +12V	GND	CAN1-H	CAN1-L	CAN2-H	CAN2-L	Alter. control blinkers	Alt. contr. centr. lock.	Foot brake	Drivers door opening sim.	Stop engine	Start engine	Comfort closure	Trunk release	All doors unlock	Driver door unlock	All doors lock	Turn signal control					
1	2	3	4	5	6	7	8	9	10	11	12	13	14	15	1	2	3	4	5	6	7	8	1	2	3	4	5	6	7	8	9	10					
+	+	+	+	+	+	+	+	+	+	+	+	+	+	+	+	+	+	+	+	+	+	+	+	+	+	+	+	+	+	+	+	+					
Comments:															If the car does not have the manufacturer's alarm system, then the manufacturer's alarm system should be activated (switched on) through service/diagnostic computer, otherwise status "Factory system alarm" and function "Turn signal control" will not work.																						
Switches:															<input checked="" type="checkbox"/>																						

PORSCHÉ 911															year: 2006 →								programme No: 153										from: 2013-03-13					
connector 15 pin															connector 8 pin								connector 10 pin															
OUT	OUT	OUT	OUT	OUT	OUT	OUT	OUT	OUT	OUT	OUT	OUT	OUT	OUT	OUT	+	-	CAN H	CAN L	CAN H	CAN L	CAN L	OUT +/-	OUT +/-	OUT	IN	IN	IN	IN	IN	IN	IN	IN	IN	IN	IN	IN		
Driver door sensor	Passengers door sensor	Trunk sense	Hood sense	Factory alarm++	Armed state	Lock factory remote	Unlock factory remote	Switches combination	Hand brake	Speed 10kmph	Engine run	Engine speed (RPM)	Ignition	Key in ignition	PWR +12V	GND	CAN1-H	CAN1-L	CAN2-H	CAN2-L	Alter. control blinkers	Alt. contr. centr. lock.	Foot brake	Drivers door opening sim.	Stop engine	Start engine	Comfort closure	Trunk release	All doors unlock	Driver door unlock	All doors lock	Turn signal control	Contr. of factory alarm	Contr. c.lock. when ign. is on				
1	2	3	4	5	6	7	8	9	10	11	12	13	14	15	1	2	3	4	5	6	7	8	1	2	3	4	5	6	7	8	9	10						
+	+	+	+	+	+	+	+	+	-	+	+	+	+	+	+	+	+	+	-	-	+	+	+	+	3	4	5	6	+	+	+	+						
Comments:																																						
Switches:																																						

PORSCHÉ BOXSTER															year: 2006 →								programme No: 153										from: 2013-03-13			
connector 15 pin															connector 8 pin								connector 10 pin													
OUT	OUT	OUT	OUT	OUT	OUT	OUT	OUT	OUT	OUT	OUT	OUT	OUT	OUT	OUT	+	-	CAN H	CAN L	CAN H	CAN L	OUT +/-	OUT +/-	OUT	IN	IN	IN	IN	IN	IN	IN	IN	IN	IN	IN		
Driver door sensor	Passengers door sensor	Trunk sense	Hood sense	Factory alarm++	Armed state	Lock factory remote	Unlock factory remote	Switches combination	Hand brake	Speed 10kmph	Engine run	Engine speed (RPM)	Ignition	Key in ignition	PWR +12V	GND	CAN1-H	CAN1-L	CAN2-H	CAN2-L	Alter. control blinkers	Alt. contr. centr. lock.	Foot brake	Drivers door opening sim.	Stop engine	Start engine	Comfort closure	Trunk release	All doors unlock	Driver door unlock	All doors lock	Turn signal control	Contr. of factory alarm	Contr. c.lock. when ign. is on		
1	2	3	4	5	6	7	8	9	10	11	12	13	14	15	1	2	3	4	5	6	7	8	1	2	3	4	5	6	7	8	9	10				
+	+	+	+	+	+	+	+	+	-	+	+	+	+	+	+	+	+	+	-	-	+	+	+	+	3	4	5	6	+	+	+	+				
Comments:																																				
Switches:																																				

PORSCHÉ CARRERA 4															year: 2006 →								programme No: 153										from: 2013-03-13			
connector 15 pin															connector 8 pin								connector 10 pin													
OUT	OUT	OUT	OUT	OUT	OUT	OUT	OUT	OUT	OUT	OUT	OUT	OUT	OUT	OUT	+	-	CAN H	CAN L	CAN H	CAN L	OUT +/-	OUT +/-	OUT	IN	IN	IN	IN	IN	IN	IN	IN	IN	IN	IN		
Driver door sensor	Passengers door sensor	Trunk sense	Hood sense	Factory alarm++	Armed state	Lock factory remote	Unlock factory remote	Switches combination	Hand brake	Speed 10kmph	Engine run	Engine speed (RPM)	Ignition	Key in ignition	PWR +12V	GND	CAN1-H	CAN1-L	CAN2-H	CAN2-L	Alter. control blinkers	Alt. contr. centr. lock.	Foot brake	Drivers door opening sim.	Stop engine	Start engine	Comfort closure	Trunk release	All doors unlock	Driver door unlock	All doors lock	Turn signal control	Contr. of factory alarm	Contr. c.lock. when ign. is on		
1	2	3	4	5	6	7	8	9	10	11	12	13	14	15	1	2	3	4	5	6	7	8	1	2	3	4	5	6	7	8	9	10				
+	+	+	+	+	+	+	+	+	-	+	+	+	+	+	+	+	+	+	-	-	+	+	+	+	3	4	5	6	+	+	+	+				
Comments:																																				
Switches:																																				

PORSCHÉ CAYENNE (92)															year: 2010 →								programme No: 225										from: 2013-07-02			
connector 15 pin															connector 8 pin								connector 10 pin													
OUT	OUT	OUT	OUT	OUT	OUT	OUT	OUT	OUT	OUT	OUT	OUT	OUT	OUT	OUT	+	-	CAN H	CAN L	CAN H	CAN L	OUT +/-	OUT +/-	OUT	IN	IN	IN	IN	IN	IN	IN	IN	IN	IN	IN		
Driver door sensor	Passengers door sensor	Trunk sense	Hood sense	Factory alarm++	Armed state	Lock factory remote	Unlock factory remote	Switches combination	Hand brake	Speed 10kmph	Engine run	Engine speed (RPM)	Ignition	Key in ignition	PWR +12V	GND	CAN1-H	CAN1-L	CAN2-H	CAN2-L	Alter. control blinkers	Alt. contr. centr. lock.	Foot brake	Drivers door opening sim.	Stop engine	Start engine	Comfort closure	Trunk release	All doors unlock	Driver door unlock	All doors lock	Turn signal control	Contr. of factory alarm	Contr. c.lock. when ign. is on		
1	2	3	4	5	6	7	8	9	10	11	12	13	14	15	1	2	3	4	5	6	7	8	1	2	3	4	5	6	7	8	9	10				
+	+	+	+	+	+	+	+	+	+	+	+	+	+	+	+	+	+	+	+	+	+	+	+	+	3	4	5	6	+	+	+	+				
Comments: When the car is closed with factory remote control, "Trunk release" & "All doors unlock" function does not work.																																				
Switches:																																				

PORSCHÉ CAYENNE															year: 2006 →								programme No: 122										from: 2013-03-13			
connector 15 pin															connector 8 pin								connector 10 pin													
OUT	OUT	OUT	OUT	OUT	OUT	OUT	OUT	OUT	OUT	OUT	OUT	OUT	OUT	OUT	+	-	CAN H	CAN L	CAN H	CAN L	OUT +/-	OUT +/-	OUT	IN	IN	IN	IN	IN	IN	IN	IN	IN	IN	IN		
Driver door sensor	Passengers door sensor	Trunk sense	Hood sense	Factory alarm++	Armed state	Lock factory remote	Unlock factory remote	Switches combination	Hand brake	Speed 10kmph	Engine run	Engine speed (RPM)	Ignition	Key in ignition	PWR +12V	GND	CAN1-H	CAN1-L	CAN2-H	CAN2-L	Alter. control blinkers	Alt. contr. centr. lock.	Foot brake	Drivers door opening sim.	Stop engine	Start engine	Comfort closure	Trunk release	All doors unlock	Driver door unlock	All doors lock	Turn signal control	Contr. of factory alarm	Contr. c.lock. when ign. is on		
1	2	3	4	5	6	7	8	9	10	11	12	13	14	15	1	2	3	4	5	6	7	8	1	2	3	4	5	6	7	8	9	10				
+	+	+	+	+	+	+	+	+	+	+	+	+	+	+	+	+	+	+	+	+	+	+	+	+	3	4	5	6	+	+	+	+				
Comments:																																				
Switches:																																				

PORSCHÉ CAYMAN S															year: 2006 →	programme No: 153	from: 2013-03-13																	
connector 15 pin															connector 8 pin				connector 10 pin															
OUT	OUT	OUT	OUT	OUT	OUT	OUT	OUT	OUT	OUT	OUT	OUT	OUT	OUT	OUT	+	-	CAN H	CAN L	CAN H	CAN L	OUT +/-	OUT +/-	OUT	IN	IN	IN	IN	IN	IN	IN	IN	IN		
Driver door sensor	Passengers door sensor	Trunk sense	Hood sense	Factory alarm++	Armed state	Lock factory remote	Unlock factory remote	Switches combination	Hand brake	Speed 10kmph	Engine run	Engine speed (RPM)	Ignition	Key in ignition	PWR +12V	GND	CAN1-H	CAN1-L	CAN2-H	CAN2-L	Alter. control blinkers	Alt. contr. centr. lock.	Foot brake	Drivers door opening sim.	Stop engine	Start engine	Comfort closure	Trunk release	All doors unlock	Driver door unlock	All doors lock	Turn signal control	Contr. of factory alarm	Contr.c.lock. when ign.is on
1	2	3	4	5	6	7	8	9	10	11	12	13	14	15	1	2	3	4	5	6	7	8	1	2	3	4	5	6	7	8	9	10		
+	+	+	+	+	+	+	+	+	+	+	+	+	+	+	+	+	+	+	+	+	+	+	+	+	+	+	+	+	+	+	+	+		
Comments:																																		
Switches:																																		

PORSCHÉ PANAMERA															year: 2009 →	with and without Keyless System	programme No: 225	from: 2013-07-02																
connector 15 pin															connector 8 pin				connector 10 pin															
OUT	OUT	OUT	OUT	OUT	OUT	OUT	OUT	OUT	OUT	OUT	OUT	OUT	OUT	OUT	+	-	CAN H	CAN L	CAN H	CAN L	OUT +/-	OUT +/-	OUT	IN	IN	IN	IN	IN	IN	IN	IN	IN		
Driver door sensor	Passengers door sensor	Trunk sense	Hood sense	Factory alarm++	Armed state	Lock factory remote	Unlock factory remote	Switches combination	Hand brake	Speed 10kmph	Engine run	Engine speed (RPM)	Ignition	Key in ignition	PWR +12V	GND	CAN1-H	CAN1-L	CAN2-H	CAN2-L	Alter. control blinkers	Alt. contr. centr. lock.	Foot brake	Drivers door opening sim.	Stop engine	Start engine	Comfort closure	Trunk release	All doors unlock	Driver door unlock	All doors lock	Turn signal control	Contr. of factory alarm	Contr.c.lock. when ign.is on
1	2	3	4	5	6	7	8	9	10	11	12	13	14	15	1	2	3	4	5	6	7	8	1	2	3	4	5	6	7	8	9	10		
+	+	+	+	+	+	+	+	+	+	+	+	+	+	+	+	+	+	+	+	+	+	+	+	+	+	+	+	+	+	+	+	+		
Comments:															When the car is closed with factory remote control, "Trunk release" & "All doors unlock" function does not work.																			
Switches:																																		

RENAULT CAPTUR															year: 2013 →	with and without Keyless System	programme No: 372	from: 2013-10-14																
connector 15 pin															connector 8 pin				connector 10 pin															
OUT	OUT	OUT	OUT	OUT	OUT	OUT	OUT	OUT	OUT	OUT	OUT	OUT	OUT	OUT	+	-	CAN H	CAN L	CAN H	CAN L	OUT +/-	OUT +/-	OUT	IN	IN	IN	IN	IN	IN	IN	IN	IN		
Driver door sensor	Passengers door sensor	Trunk sense	Hood sense	Factory alarm++	Armed state	Lock factory remote	Unlock factory remote	Switches combination	Hand brake	Speed 10kmph	Engine run	Engine speed (RPM)	Ignition	Key in ignition	PWR +12V	GND	CAN1-H	CAN1-L	CAN2-H	CAN2-L	Alter. control blinkers	Alt. contr. centr. lock.	Foot brake	Drivers door opening sim.	Stop engine	Start engine	Comfort closure	Trunk release	All doors unlock	Driver door unlock	All doors lock	Turn signal control	Contr. of factory alarm	Contr.c.lock. when ign.is on
1	2	3	4	5	6	7	8	9	10	11	12	13	14	15	1	2	3	4	5	6	7	8	1	2	3	4	5	6	7	8	9	10		
+	+	+	+	+	+	+	+	+	+	+	+	+	+	+	+	+	+	+	+	+	+	+	+	+	+	+	+	+	+	+	+	+		
Comments:																																		
Switches:																																		

RENAULT CLIO IV															year: 2012 →	with and without Keyless System	programme No: 372	from: 2013-10-14																
connector 15 pin															connector 8 pin				connector 10 pin															
OUT	OUT	OUT	OUT	OUT	OUT	OUT	OUT	OUT	OUT	OUT	OUT	OUT	OUT	OUT	+	-	CAN H	CAN L	CAN H	CAN L	OUT +/-	OUT +/-	OUT	IN	IN	IN	IN	IN	IN	IN	IN	IN		
Driver door sensor	Passengers door sensor	Trunk sense	Hood sense	Factory alarm++	Armed state	Lock factory remote	Unlock factory remote	Switches combination	Hand brake	Speed 10kmph	Engine run	Engine speed (RPM)	Ignition	Key in ignition	PWR +12V	GND	CAN1-H	CAN1-L	CAN2-H	CAN2-L	Alter. control blinkers	Alt. contr. centr. lock.	Foot brake	Drivers door opening sim.	Stop engine	Start engine	Comfort closure	Trunk release	All doors unlock	Driver door unlock	All doors lock	Turn signal control	Contr. of factory alarm	Contr.c.lock. when ign.is on
1	2	3	4	5	6	7	8	9	10	11	12	13	14	15	1	2	3	4	5	6	7	8	1	2	3	4	5	6	7	8	9	10		
+	+	+	+	+	+	+	+	+	+	+	+	+	+	+	+	+	+	+	+	+	+	+	+	+	+	+	+	+	+	+	+	+		
Comments:																																		
Switches:																																		

RENAULT CLIO III															year: 2005 →	programme No: 174	from: 2013-03-13																	
connector 15 pin															connector 8 pin				connector 10 pin															
OUT	OUT	OUT	OUT	OUT	OUT	OUT	OUT	OUT	OUT	OUT	OUT	OUT	OUT	OUT	+	-	CAN H	CAN L	CAN H	CAN L	OUT +/-	OUT +/-	OUT	IN	IN	IN	IN	IN	IN	IN	IN	IN		
Driver door sensor	Passengers door sensor	Trunk sense	Hood sense	Factory alarm++	Armed state	Lock factory remote	Unlock factory remote	Switches combination	Hand brake	Speed 10kmph	Engine run	Engine speed (RPM)	Ignition	Key in ignition	PWR +12V	GND	CAN1-H	CAN1-L	CAN2-H	CAN2-L	Alter. control blinkers	Alt. contr. centr. lock.	Foot brake	Drivers door opening sim.	Stop engine	Start engine	Comfort closure	Trunk release	All doors unlock	Driver door unlock	All doors lock	Turn signal control	Contr. of factory alarm	Contr.c.lock. when ign.is on
1	2	3	4	5	6	7	8	9	10	11	12	13	14	15	1	2	3	4	5	6	7	8	1	2	3	4	5	6	7	8	9	10		
+	+	+	+	+	+	+	+	+	+	+	+	+	+	+	+	+	+	+	+	+	+	+	+	+	+	+	+	+	+	+	+	+		
Comments:																																		
Switches:																																		

RENAULT ESPACE IV															year: 2003 →	programme No: 224	from: 2013-09-24																			
connector 15 pin															connector 8 pin								connector 10 pin													
OUT	OUT	OUT	OUT	OUT	OUT	OUT	OUT	OUT	OUT	OUT	OUT	OUT	OUT	OUT	+	-	CAN H	CAN L	CAN H	CAN L	OUT +/-	OUT +/-	OUT	IN	IN	IN	IN	IN	IN	IN	IN	IN	IN			
Driver door sensor	Passengers door sensor	Trunk sense	Hood sense	Factory alarm++	Armed state	Lock factory remote	Unlock factory remote	Switches combination	Hand brake	Speed 10kmph	Engine run	Engine speed (RPM)	Ignition	Key in ignition	PWR +12V	GND	CAN1-H	CAN1-L	CAN2-H	CAN2-L	Alter. control blinkers	Alt. contr. centr. lock.	Foot brake	Drivers door opening sim.	Stop engine	Start engine	Comfort closure	Trunk release	All doors unlock	Driver door unlock	All doors lock	Turn signal control				
1	2	3	4	5	6	7	8	9	10	11	12	13	14	15	1	2	3	4	5	6	7	8	1	2	3	4	5	6	7	8	9	10				
+	+	+	+	+	+	+	+	+	+	+	+	+	+	+	+	+	+	+	+	+	+	+	+	+	+	+	+	+	+	+	+	+				
Comments:																																				
Switches:																																				

RENAULT FLUENCE															year: 2013 →	with and without Keyless System	programme No: 182	from: 2013-10-15																		
connector 15 pin															connector 8 pin								connector 10 pin													
OUT	OUT	OUT	OUT	OUT	OUT	OUT	OUT	OUT	OUT	OUT	OUT	OUT	OUT	OUT	+	-	CAN H	CAN L	CAN H	CAN L	OUT +/-	OUT +/-	OUT	IN	IN	IN	IN	IN	IN	IN	IN	IN	IN			
Driver door sensor	Passengers door sensor	Trunk sense	Hood sense	Factory alarm++	Armed state	Lock factory remote	Unlock factory remote	Switches combination	Hand brake	Speed 10kmph	Engine run	Engine speed (RPM)	Ignition	Key in ignition	PWR +12V	GND	CAN1-H	CAN1-L	CAN2-H	CAN2-L	Alter. control blinkers	Alt. contr. centr. lock.	Foot brake	Drivers door opening sim.	Stop engine	Start engine	Comfort closure	Trunk release	All doors unlock	Driver door unlock	All doors lock	Turn signal control				
1	2	3	4	5	6	7	8	9	10	11	12	13	14	15	1	2	3	4	5	6	7	8	1	2	3	4	5	6	7	8	9	10				
+	+	+	+	+	+	+	+	+	+	+	+	+	+	+	+	+	+	+	+	+	+	+	+	+	+	+	+	+	+	+	+	+				
Comments:															*Alternative control. When the car is closed with factory remote control, the functions "All doors unlock" & "Driver door unlock" does not work.																					
Switches:																																				

RENAULT FLUENCE															year: 2010 →	with and without Keyless System	programme No: 182	from: 2013-10-15																		
connector 15 pin															connector 8 pin								connector 10 pin													
OUT	OUT	OUT	OUT	OUT	OUT	OUT	OUT	OUT	OUT	OUT	OUT	OUT	OUT	OUT	+	-	CAN H	CAN L	CAN H	CAN L	OUT +/-	OUT +/-	OUT	IN	IN	IN	IN	IN	IN	IN	IN	IN	IN			
Driver door sensor	Passengers door sensor	Trunk sense	Hood sense	Factory alarm++	Armed state	Lock factory remote	Unlock factory remote	Switches combination	Hand brake	Speed 10kmph	Engine run	Engine speed (RPM)	Ignition	Key in ignition	PWR +12V	GND	CAN1-H	CAN1-L	CAN2-H	CAN2-L	Alter. control blinkers	Alt. contr. centr. lock.	Foot brake	Drivers door opening sim.	Stop engine	Start engine	Comfort closure	Trunk release	All doors unlock	Driver door unlock	All doors lock	Turn signal control				
1	2	3	4	5	6	7	8	9	10	11	12	13	14	15	1	2	3	4	5	6	7	8	1	2	3	4	5	6	7	8	9	10				
+	+	+	+	+	+	+	+	+	+	+	+	+	+	+	+	+	+	+	+	+	+	+	+	+	+	+	+	+	+	+	+	+				
Comments:																																				
Switches:																																				

RENAULT KANGOO															year: 2008 →	with and without Keyless System	programme No: 174	from: 2013-03-13																		
connector 15 pin															connector 8 pin								connector 10 pin													
OUT	OUT	OUT	OUT	OUT	OUT	OUT	OUT	OUT	OUT	OUT	OUT	OUT	OUT	OUT	+	-	CAN H	CAN L	CAN H	CAN L	OUT +/-	OUT +/-	OUT	IN	IN	IN	IN	IN	IN	IN	IN	IN	IN			
Driver door sensor	Passengers door sensor	Trunk sense	Hood sense	Factory alarm++	Armed state	Lock factory remote	Unlock factory remote	Switches combination	Hand brake	Speed 10kmph	Engine run	Engine speed (RPM)	Ignition	Key in ignition	PWR +12V	GND	CAN1-H	CAN1-L	CAN2-H	CAN2-L	Alter. control blinkers	Alt. contr. centr. lock.	Foot brake	Drivers door opening sim.	Stop engine	Start engine	Comfort closure	Trunk release	All doors unlock	Driver door unlock	All doors lock	Turn signal control				
1	2	3	4	5	6	7	8	9	10	11	12	13	14	15	1	2	3	4	5	6	7	8	1	2	3	4	5	6	7	8	9	10				
+	+	+	+	+	+	+	+	+	+	+	+	+	+	+	+	+	+	+	+	+	+	+	+	+	+	+	+	+	+	+	+	+				
Comments:																																				
Switches:																																				

RENAULT KANGOO															year: 2004 →	programme No: 224	from: 2013-09-24																			
connector 15 pin															connector 8 pin								connector 10 pin													
OUT	OUT	OUT	OUT	OUT	OUT	OUT	OUT	OUT	OUT	OUT	OUT	OUT	OUT	OUT	+	-	CAN H	CAN L	CAN H	CAN L	OUT +/-	OUT +/-	OUT	IN	IN	IN	IN	IN	IN	IN	IN	IN	IN			
Driver door sensor	Passengers door sensor	Trunk sense	Hood sense	Factory alarm++	Armed state	Lock factory remote	Unlock factory remote	Switches combination	Hand brake	Speed 10kmph	Engine run	Engine speed (RPM)	Ignition	Key in ignition	PWR +12V	GND	CAN1-H	CAN1-L	CAN2-H	CAN2-L	Alter. control blinkers	Alt. contr. centr. lock.	Foot brake	Drivers door opening sim.	Stop engine	Start engine	Comfort closure	Trunk release	All doors unlock	Driver door unlock	All doors lock	Turn signal control				
1	2	3	4	5	6	7	8	9	10	11	12	13	14	15	1	2	3	4	5	6	7	8	1	2	3	4	5	6	7	8	9	10				
+	+	+	+	+	+	+	+	+	+	+	+	+	+	+	+	+	+	+	+	+	+	+	+	+	+	+	+	+	+	+	+	+				
Comments:																																				
Switches:																																				

RENAULT MEGANE III year: **2012** → with and without Keyless System programme No: **182** from: **2013-10-15**

connector 15 pin															connector 8 pin								connector 10 pin												
OUT	OUT	OUT	OUT	OUT	OUT	OUT	OUT	OUT	OUT	OUT	OUT	OUT	OUT	OUT	+	-	CAN H	CAN L	CAN H	CAN L	CAN L	OUT +/-	OUT +/-	OUT	IN	IN	IN	IN	IN	IN	IN	IN	IN	IN	IN
Driver door sensor	Passengers door sensor	Trunk sense	Hood sense	Factory alarm++	Armed state	Lock factory remote	Unlock factory remote	Switches combination	Hand brake	Speed 10kmph	Engine run	Engine speed (RPM)	Ignition	Key in ignition	PWR +12V	GND	CAN1-H	CAN1-L	CAN2-H	CAN2-L	Alter. control blinkers	Alt. contr. centr. lock.	Foot brake	Drivers door opening sim.	Stop engine	Start engine	Comfort closure	Trunk release	All doors unlock	Driver door unlock	All doors lock	Turn signal control			
1	2	3	4	5	6	7	8	9	10	11	12	13	14	15	1	2	3	4	5	6	7	8	1	2	3	4	5	6	7	8	9	10			
+	+	+	-	-	+	+	+	+	+	+	+	+	+	+	+	+	+	+	+	+	+	+	+	-	3	4	5	+	+	-	+	+			

Comments: *Aletnratve control. When the car is closed with factory remote control, the functions "All doors unlock"" & "Driver door unlock" does not work.

Switches:

RENAULT MEGANE III year: **2009** → with and without Keyless System programme No: **182** from: **2013-10-15**

connector 15 pin															connector 8 pin								connector 10 pin											
OUT	OUT	OUT	OUT	OUT	OUT	OUT	OUT	OUT	OUT	OUT	OUT	OUT	OUT	OUT	+	-	CAN H	CAN L	CAN H	CAN L	OUT +/-	OUT +/-	OUT	IN	IN	IN	IN	IN	IN	IN	IN	IN	IN	IN
Driver door sensor	Passengers door sensor	Trunk sense	Hood sense	Factory alarm++	Armed state	Lock factory remote	Unlock factory remote	Switches combination	Hand brake	Speed 10kmph	Engine run	Engine speed (RPM)	Ignition	Key in ignition	PWR +12V	GND	CAN1-H	CAN1-L	CAN2-H	CAN2-L	Alter. control blinkers	Alt. contr. centr. lock.	Foot brake	Drivers door opening sim.	Stop engine	Start engine	Comfort closure	Trunk release	All doors unlock	Driver door unlock	All doors lock	Turn signal control		
1	2	3	4	5	6	7	8	9	10	11	12	13	14	15	1	2	3	4	5	6	7	8	1	2	3	4	5	6	7	8	9	10		
+	+	+	-	-	+	+	+	+	+	+	+	+	+	+	+	+	+	+	-	-	+	+	+	-	3	4	5	+	+	-	+	+		

Comments:

Switches:

RENAULT MEGANE II year: **2006** → programme No: **174** from: **2013-03-13**

connector 15 pin															connector 8 pin								connector 10 pin											
OUT	OUT	OUT	OUT	OUT	OUT	OUT	OUT	OUT	OUT	OUT	OUT	OUT	OUT	OUT	+	-	CAN H	CAN L	CAN H	CAN L	OUT +/-	OUT +/-	OUT	IN	IN	IN	IN	IN	IN	IN	IN	IN	IN	IN
Driver door sensor	Passengers door sensor	Trunk sense	Hood sense	Factory alarm++	Armed state	Lock factory remote	Unlock factory remote	Switches combination	Hand brake	Speed 10kmph	Engine run	Engine speed (RPM)	Ignition	Key in ignition	PWR +12V	GND	CAN1-H	CAN1-L	CAN2-H	CAN2-L	Alter. control blinkers	Alt. contr. centr. lock.	Foot brake	Drivers door opening sim.	Stop engine	Start engine	Comfort closure	Trunk release	All doors unlock	Driver door unlock	All doors lock	Turn signal control		
1	2	3	4	5	6	7	8	9	10	11	12	13	14	15	1	2	3	4	5	6	7	8	1	2	3	4	5	6	7	8	9	10		
+	+	+	+	-	-	+	+	+	+	+	+	+	+	+	+	+	+	+	-	-	+	+	+	-	3	4	5	+	+	-	+	+		

Comments:

Switches:

RENAULT SCENIC III year: **2013** → with and without Keyless System programme No: **182** from: **2013-10-15**

connector 15 pin															connector 8 pin								connector 10 pin											
OUT	OUT	OUT	OUT	OUT	OUT	OUT	OUT	OUT	OUT	OUT	OUT	OUT	OUT	OUT	+	-	CAN H	CAN L	CAN H	CAN L	OUT +/-	OUT +/-	OUT	IN	IN	IN	IN	IN	IN	IN	IN	IN	IN	IN
Driver door sensor	Passengers door sensor	Trunk sense	Hood sense	Factory alarm++	Armed state	Lock factory remote	Unlock factory remote	Switches combination	Hand brake	Speed 10kmph	Engine run	Engine speed (RPM)	Ignition	Key in ignition	PWR +12V	GND	CAN1-H	CAN1-L	CAN2-H	CAN2-L	Alter. control blinkers	Alt. contr. centr. lock.	Foot brake	Drivers door opening sim.	Stop engine	Start engine	Comfort closure	Trunk release	All doors unlock	Driver door unlock	All doors lock	Turn signal control		
1	2	3	4	5	6	7	8	9	10	11	12	13	14	15	1	2	3	4	5	6	7	8	1	2	3	4	5	6	7	8	9	10		
+	+	+	-	-	+	+	+	+	+	+	+	+	+	+	+	+	+	+	+	+	+	+	+	-	3	4	5	+	+	-	+	+		

Comments: *Aletnratve control. When the car is closed with factory remote control, the functions "All doors unlock"" & "Driver door unlock" does not work.

Switches:

RENAULT SCENIC III year: **2009** → with and without Keyless System programme No: **182** from: **2013-10-15**

connector 15 pin															connector 8 pin								connector 10 pin											
OUT	OUT	OUT	OUT	OUT	OUT	OUT	OUT	OUT	OUT	OUT	OUT	OUT	OUT	OUT	+	-	CAN H	CAN L	CAN H	CAN L	OUT +/-	OUT +/-	OUT	IN	IN	IN	IN	IN	IN	IN	IN	IN	IN	IN
Driver door sensor	Passengers door sensor	Trunk sense	Hood sense	Factory alarm++	Armed state	Lock factory remote	Unlock factory remote	Switches combination	Hand brake	Speed 10kmph	Engine run	Engine speed (RPM)	Ignition	Key in ignition	PWR +12V	GND	CAN1-H	CAN1-L	CAN2-H	CAN2-L	Alter. control blinkers	Alt. contr. centr. lock.	Foot brake	Drivers door opening sim.	Stop engine	Start engine	Comfort closure	Trunk release	All doors unlock	Driver door unlock	All doors lock	Turn signal control		
1	2	3	4	5	6	7	8	9	10	11	12	13	14	15	1	2	3	4	5	6	7	8	1	2	3	4	5	6	7	8	9	10		
+	+	+	-	-	+	+	+	+	+	+	+	+	+	+	+	+	+	+	-	-	+	+	+	-	3	4	5	+	+	-	+	+		

Comments:

Switches:

RENAULT SCENIC II															year: 2003 →	programme No: 174	from: 2013-03-13																			
connector 15 pin															connector 8 pin								connector 10 pin													
OUT	OUT	OUT	OUT	OUT	OUT	OUT	OUT	OUT	OUT	OUT	OUT	OUT	OUT	OUT	+	-	CAN H	CAN L	CAN H	CAN L	OUT +/-	OUT +/-	OUT	IN	IN	IN	IN	IN	IN	IN	IN	IN	Contr. of factory alarm	Contr. c.lock. when ign. is on		
Driver door sensor	Passengers door sensor	Trunk sense	Hood sense	Factory alarm++	Armed state	Lock factory remote	Unlock factory remote	Switches combination	Hand brake	Speed 10kmph	Engine run	Engine speed (RPM)	Ignition	Key in ignition	PWR +12V	GND	CAN1-H	CAN1-L	CAN2-H	CAN2-L	Alter. control blinkers	Alt. contr. centr. lock.	Foot brake	Drivers door opening sim.	Stop engine	Start engine	Comfort closure	Trunk release	All doors unlock	Driver door unlock	All doors lock	Turn signal control				
1	2	3	4	5	6	7	8	9	10	11	12	13	14	15	1	2	3	4	5	6	7	8	1	2	3	4	5	6	7	8	9	10				
+	+	+	+	+	-	-	-	+	+	+	+	+	+	+	+	+	+	+	-	-	+	+	+	+	+	+	+	+	+	+	+	+				
Comments:																																				
Switches:																																				

RENAULT TRAFIC															year: 2006 →	programme No: 224	from: 2013-09-24																			
connector 15 pin															connector 8 pin								connector 10 pin													
OUT	OUT	OUT	OUT	OUT	OUT	OUT	OUT	OUT	OUT	OUT	OUT	OUT	OUT	OUT	+	-	CAN H	CAN L	CAN H	CAN L	OUT +/-	OUT +/-	OUT	IN	IN	IN	IN	IN	IN	IN	IN	IN	Contr. of factory alarm	Contr. c.lock. when ign. is on		
Driver door sensor	Passengers door sensor	Trunk sense	Hood sense	Factory alarm++	Armed state	Lock factory remote	Unlock factory remote	Switches combination	Hand brake	Speed 10kmph	Engine run	Engine speed (RPM)	Ignition	Key in ignition	PWR +12V	GND	CAN1-H	CAN1-L	CAN2-H	CAN2-L	Alter. control blinkers	Alt. contr. centr. lock.	Foot brake	Drivers door opening sim.	Stop engine	Start engine	Comfort closure	Trunk release	All doors unlock	Driver door unlock	All doors lock	Turn signal control				
1	2	3	4	5	6	7	8	9	10	11	12	13	14	15	1	2	3	4	5	6	7	8	1	2	3	4	5	6	7	8	9	10				
+	+	+	+	+	-	-	-	+	+	+	+	+	+	+	+	+	+	+	-	-	+	+	+	+	+	+	+	+	+	+	+	+				
Comments:																																				
Switches:																																				

RENAULT TRAFIC															year: 2001 →	programme No: 224	from: 2013-09-24																			
connector 15 pin															connector 8 pin								connector 10 pin													
OUT	OUT	OUT	OUT	OUT	OUT	OUT	OUT	OUT	OUT	OUT	OUT	OUT	OUT	OUT	+	-	CAN H	CAN L	CAN H	CAN L	OUT +/-	OUT +/-	OUT	IN	IN	IN	IN	IN	IN	IN	IN	IN	Contr. of factory alarm	Contr. c.lock. when ign. is on		
Driver door sensor	Passengers door sensor	Trunk sense	Hood sense	Factory alarm++	Armed state	Lock factory remote	Unlock factory remote	Switches combination	Hand brake	Speed 10kmph	Engine run	Engine speed (RPM)	Ignition	Key in ignition	PWR +12V	GND	CAN1-H	CAN1-L	CAN2-H	CAN2-L	Alter. control blinkers	Alt. contr. centr. lock.	Foot brake	Drivers door opening sim.	Stop engine	Start engine	Comfort closure	Trunk release	All doors unlock	Driver door unlock	All doors lock	Turn signal control				
1	2	3	4	5	6	7	8	9	10	11	12	13	14	15	1	2	3	4	5	6	7	8	1	2	3	4	5	6	7	8	9	10				
+	+	+	+	+	-	-	-	+	+	+	+	+	+	+	+	+	+	+	-	-	+	+	+	+	+	+	+	+	+	+	+	+				
Comments:																																				
Switches:																																				

RENAULT TWINGO II															year: 2008 →	programme No: 174	from: 2013-03-13																			
connector 15 pin															connector 8 pin								connector 10 pin													
OUT	OUT	OUT	OUT	OUT	OUT	OUT	OUT	OUT	OUT	OUT	OUT	OUT	OUT	OUT	+	-	CAN H	CAN L	CAN H	CAN L	OUT +/-	OUT +/-	OUT	IN	IN	IN	IN	IN	IN	IN	IN	IN	Contr. of factory alarm	Contr. c.lock. when ign. is on		
Driver door sensor	Passengers door sensor	Trunk sense	Hood sense	Factory alarm++	Armed state	Lock factory remote	Unlock factory remote	Switches combination	Hand brake	Speed 10kmph	Engine run	Engine speed (RPM)	Ignition	Key in ignition	PWR +12V	GND	CAN1-H	CAN1-L	CAN2-H	CAN2-L	Alter. control blinkers	Alt. contr. centr. lock.	Foot brake	Drivers door opening sim.	Stop engine	Start engine	Comfort closure	Trunk release	All doors unlock	Driver door unlock	All doors lock	Turn signal control				
1	2	3	4	5	6	7	8	9	10	11	12	13	14	15	1	2	3	4	5	6	7	8	1	2	3	4	5	6	7	8	9	10				
+	+	+	+	+	-	-	-	+	+	+	+	+	+	+	+	+	+	+	-	-	+	+	+	+	+	+	+	+	+	+	+	+				
Comments:																																				
Switches:																																				

SAAB 9-3 (YS3F)															year: 2003 →	programme No: 126	from: 2013-03-13																			
connector 15 pin															connector 8 pin								connector 10 pin													
OUT	OUT	OUT	OUT	OUT	OUT	OUT	OUT	OUT	OUT	OUT	OUT	OUT	OUT	OUT	+	-	CAN H	CAN L	CAN H	CAN L	OUT +/-	OUT +/-	OUT	IN	IN	IN	IN	IN	IN	IN	IN	IN	Contr. of factory alarm	Contr. c.lock. when ign. is on		
Driver door sensor	Passengers door sensor	Trunk sense	Hood sense	Factory alarm++	Armed state	Lock factory remote	Unlock factory remote	Switches combination	Hand brake	Speed 10kmph	Engine run	Engine speed (RPM)	Ignition	Key in ignition	PWR +12V	GND	CAN1-H	CAN1-L	CAN2-H	CAN2-L	Alter. control blinkers	Alt. contr. centr. lock.	Foot brake	Drivers door opening sim.	Stop engine	Start engine	Comfort closure	Trunk release	All doors unlock	Driver door unlock	All doors lock	Turn signal control				
1	2	3	4	5	6	7	8	9	10	11	12	13	14	15	1	2	3	4	5	6	7	8	1	2	3	4	5	6	7	8	9	10				
+	+	+	+	+	-	-	-	+	+	+	+	+	+	+	+	+	+	+	-	-	+	+	+	+	+	+	+	+	+	+	+	+				
Comments:															For correct operating of CAN network signals sending functions, car has to be once closed and opened with factory remote control.																					
Switches:																																				

SAAB 9-5 (YS3E)															year: 1998 →	programme No: 156										from: 2013-03-13											
connector 15 pin															connector 8 pin								connector 10 pin														
OUT	OUT	OUT	OUT	OUT	OUT	OUT	OUT	OUT	OUT	OUT	OUT	OUT	OUT	OUT	+	-	CAN H	CAN L	CAN H	CAN L	OUT +/-	OUT +/-	OUT	IN	IN	IN	IN	IN	IN	IN	IN	IN	IN	IN	IN		
Driver door sensor	Passengers door sensor	Trunk sense	Hood sense	Factory alarm++	Armed state	Lock factory remote	Unlock factory remote	Switches combination	Hand brake	Speed 10kmph	Engine run	Engine speed (RPM)	Ignition	Key in ignition	PWR +12V	GND	CAN1-H	CAN1-L	CAN2-H	CAN2-L	Alter. control blinkers	Alt. contr. centr. lock.	Foot brake	Drivers door opening sim.	Stop engine	Start engine	Comfort closure	Trunk release	All doors unlock	Driver door unlock	All doors lock	Turn signal control	Contr. of factory alarm	Contr.c.lock. when ign.is on			
1	2	3	4	5	6	7	8	9	10	11	12	13	14	15	1	2	3	4	5	6	7	8	1	2	3	4	5	6	7	8	9	10					
+	+	+	-	+	+	+	+	+	-	+	+	+	+	+	+	+	+	+	-	-	+	+	+	+	3	4	5	6	7	8	9	10					

SEAT ALTEA (5P)															year: 2005 →	programme No: 111										from: 2013-03-13										
connector 15 pin															connector 8 pin								connector 10 pin													
OUT	OUT	OUT	OUT	OUT	OUT	OUT	OUT	OUT	OUT	OUT	OUT	OUT	OUT	OUT	+	-	CAN H	CAN L	CAN H	CAN L	OUT +/-	OUT +/-	OUT	IN	IN	IN	IN	IN	IN	IN	IN	IN	IN	IN		
Driver door sensor	Passengers door sensor	Trunk sense	Hood sense	Factory alarm++	Armed state	Lock factory remote	Unlock factory remote	Switches combination	Hand brake	Speed 10kmph	Engine run	Engine speed (RPM)	Ignition	Key in ignition	PWR +12V	GND	CAN1-H	CAN1-L	CAN2-H	CAN2-L	Alter. control blinkers	Alt. contr. centr. lock.	Foot brake	Drivers door opening sim.	Stop engine	Start engine	Comfort closure	Trunk release	All doors unlock	Driver door unlock	All doors lock	Turn signal control	Contr. of factory alarm	Contr.c.lock. when ign.is on		
1	2	3	4	5	6	7	8	9	10	11	12	13	14	15	1	2	3	4	5	6	7	8	1	2	3	4	5	6	7	8	9	10				
+	+	+	+	+	+	+	+	+	+	+	+	+	+	+	+	+	+	+	+	+	+	+	+	+	3	4	5	6	7	8	9	10				

Comments: Function "Trunk release" works only with central locking opened.

SEAT ALTEA FREETRACK 4 (5P)															year: 2007 →	with and without Keyless System programme No: 111										from: 2013-03-13										
connector 15 pin															connector 8 pin								connector 10 pin													
OUT	OUT	OUT	OUT	OUT	OUT	OUT	OUT	OUT	OUT	OUT	OUT	OUT	OUT	OUT	+	-	CAN H	CAN L	CAN H	CAN L	OUT +/-	OUT +/-	OUT	IN	IN	IN	IN	IN	IN	IN	IN	IN	IN	IN		
Driver door sensor	Passengers door sensor	Trunk sense	Hood sense	Factory alarm++	Armed state	Lock factory remote	Unlock factory remote	Switches combination	Hand brake	Speed 10kmph	Engine run	Engine speed (RPM)	Ignition	Key in ignition	PWR +12V	GND	CAN1-H	CAN1-L	CAN2-H	CAN2-L	Alter. control blinkers	Alt. contr. centr. lock.	Foot brake	Drivers door opening sim.	Stop engine	Start engine	Comfort closure	Trunk release	All doors unlock	Driver door unlock	All doors lock	Turn signal control	Contr. of factory alarm	Contr.c.lock. when ign.is on		
1	2	3	4	5	6	7	8	9	10	11	12	13	14	15	1	2	3	4	5	6	7	8	1	2	3	4	5	6	7	8	9	10				
+	+	+	+	+	+	+	+	+	+	+	+	+	+	+	+	+	+	+	+	+	+	+	+	+	3	4	5	6	7	8	9	10				

SEAT ALTEA XL (5P)															year: 2010 →	programme No: 452										from: 2013-11-05										
connector 15 pin															connector 8 pin								connector 10 pin													
OUT	OUT	OUT	OUT	OUT	OUT	OUT	OUT	OUT	OUT	OUT	OUT	OUT	OUT	OUT	+	-	CAN H	CAN L	CAN H	CAN L	OUT +/-	OUT +/-	OUT	IN	IN	IN	IN	IN	IN	IN	IN	IN	IN	IN		
Driver door sensor	Passengers door sensor	Trunk sense	Hood sense	Factory alarm++	Armed state	Lock factory remote	Unlock factory remote	Switches combination	Hand brake	Speed 10kmph	Engine run	Engine speed (RPM)	Ignition	Key in ignition	PWR +12V	GND	CAN1-H	CAN1-L	CAN2-H	CAN2-L	Alter. control blinkers	Alt. contr. centr. lock.	Foot brake	Drivers door opening sim.	Stop engine	Start engine	Comfort closure	Trunk release	All doors unlock	Driver door unlock	All doors lock	Turn signal control	Contr. of factory alarm	Contr.c.lock. when ign.is on		
1	2	3	4	5	6	7	8	9	10	11	12	13	14	15	1	2	3	4	5	6	7	8	1	2	3	4	5	6	7	8	9	10				
+	+	+	+	+	+	+	+	+	+	+	+	+	+	+	+	+	+	+	+	+	+	-	+	+	3	4	5	6	7	8	9	10				

Comments: *-Aletnratve control.

SEAT CORDOBA (6L)															year: 2003 →	programme No: 161										from: 2013-03-13										
connector 15 pin															connector 8 pin								connector 10 pin													
OUT	OUT	OUT	OUT	OUT	OUT	OUT	OUT	OUT	OUT	OUT	OUT	OUT	OUT	OUT	+	-	CAN H	CAN L	CAN H	CAN L	OUT +/-	OUT +/-	OUT	IN	IN	IN	IN	IN	IN	IN	IN	IN	IN	IN		
Driver door sensor	Passengers door sensor	Trunk sense	Hood sense	Factory alarm++	Armed state	Lock factory remote	Unlock factory remote	Switches combination	Hand brake	Speed 10kmph	Engine run	Engine speed (RPM)	Ignition	Key in ignition	PWR +12V	GND	CAN1-H	CAN1-L	CAN2-H	CAN2-L	Alter. control blinkers	Alt. contr. centr. lock.	Foot brake	Drivers door opening sim.	Stop engine	Start engine	Comfort closure	Trunk release	All doors unlock	Driver door unlock	All doors lock	Turn signal control	Contr. of factory alarm	Contr.c.lock. when ign.is on		
1	2	3	4	5	6	7	8	9	10	11	12	13	14	15	1	2	3	4	5	6	7	8	1	2	3	4	5	6	7	8	9	10				
+	+	+	+	+	+	+	+	+	+	+	+	+	+	+	+	+	+	+	+	+	+	+	+	+	3	4	5	6	7	8	9	10				

Comments: When the car is closed with factory remote control, "All doors unlock" function does not work.

SEAT EXEO (3R) year: **2009** → programme No: **132** from: **2013-03-13**

connector 15 pin															connector 8 pin								connector 10 pin											
OUT	OUT	OUT	OUT	OUT	OUT	OUT	OUT	OUT	OUT	OUT	OUT	OUT	OUT	OUT	+	-	CAN H	CAN L	CAN H	CAN L	OUT +/-	OUT +/-	OUT	IN	IN	IN	IN	IN	IN	IN	IN	IN	IN	IN
Driver door sensor	Passengers door sensor	Trunk sense	Hood sense	Factory alarm++	Armed state	Lock factory remote	Unlock factory remote	Switches combination	Hand brake	Speed 10kmph	Engine run	Engine speed (RPM)	Ignition	Key in ignition	PWR +12V	GND	CAN1-H	CAN1-L	CAN2-H	CAN2-L	Alter. control blinkers	Alt. contr. centr. lock.	Foot brake	Drivers door opening sim.	Stop engine	Start engine	Comfort closure	Trunk release	All doors unlock	Driver door unlock	All doors lock	Turn signal control		
1	2	3	4	5	6	7	8	9	10	11	12	13	14	15	1	2	3	4	5	6	7	8	1	2	3	4	5	6	7	8	9	10		
+	+	+	+	+	+	+	+	+	+	+	+	+	+	+	+	+	+	+	+	+	+	+	+	+	+	+	+	+	+	+	+	+		

Comments:

Switches:

SEAT IBIZA (6J) year: **2013** → programme No: **449** from: **2013-11-06**

connector 15 pin															connector 8 pin								connector 10 pin											
OUT	OUT	OUT	OUT	OUT	OUT	OUT	OUT	OUT	OUT	OUT	OUT	OUT	OUT	OUT	+	-	CAN H	CAN L	CAN H	CAN L	OUT +/-	OUT +/-	OUT	IN	IN	IN	IN	IN	IN	IN	IN	IN	IN	IN
Driver door sensor	Passengers door sensor	Trunk sense	Hood sense	Factory alarm++	Armed state	Lock factory remote	Unlock factory remote	Switches combination	Hand brake	Speed 10kmph	Engine run	Engine speed (RPM)	Ignition	Key in ignition	PWR +12V	GND	CAN1-H	CAN1-L	CAN2-H	CAN2-L	Alter. control blinkers	Alt. contr. centr. lock.	Foot brake	Drivers door opening sim.	Stop engine	Start engine	Comfort closure	Trunk release	All doors unlock	Driver door unlock	All doors lock	Turn signal control		
1	2	3	4	5	6	7	8	9	10	11	12	13	14	15	1	2	3	4	5	6	7	8	1	2	3	4	5	6	7	8	9	10		
+	+	+	+	+	+	+	+	+	+	+	+	+	+	+	+	+	+	+	+	+	+	+	+	+	+	+	+	+	+	+	+	+		

Comments: *Aletnative control.

Switches:

SEAT IBIZA (6J) year: **2009** → programme No: **176** from: **2013-10-18**

connector 15 pin															connector 8 pin								connector 10 pin											
OUT	OUT	OUT	OUT	OUT	OUT	OUT	OUT	OUT	OUT	OUT	OUT	OUT	OUT	OUT	+	-	CAN H	CAN L	CAN H	CAN L	OUT +/-	OUT +/-	OUT	IN	IN	IN	IN	IN	IN	IN	IN	IN	IN	IN
Driver door sensor	Passengers door sensor	Trunk sense	Hood sense	Factory alarm++	Armed state	Lock factory remote	Unlock factory remote	Switches combination	Hand brake	Speed 10kmph	Engine run	Engine speed (RPM)	Ignition	Key in ignition	PWR +12V	GND	CAN1-H	CAN1-L	CAN2-H	CAN2-L	Alter. control blinkers	Alt. contr. centr. lock.	Foot brake	Drivers door opening sim.	Stop engine	Start engine	Comfort closure	Trunk release	All doors unlock	Driver door unlock	All doors lock	Turn signal control		
1	2	3	4	5	6	7	8	9	10	11	12	13	14	15	1	2	3	4	5	6	7	8	1	2	3	4	5	6	7	8	9	10		
+	+	+	+	+	+	+	+	+	+	+	+	+	+	+	+	+	+	+	+	+	+	+	+	+	+	+	+	+	+	+	+	+		

Comments:

Switches:

SEAT IBIZA (6L) year: **2003** → programme No: **161** from: **2013-03-13**

connector 15 pin															connector 8 pin								connector 10 pin											
OUT	OUT	OUT	OUT	OUT	OUT	OUT	OUT	OUT	OUT	OUT	OUT	OUT	OUT	OUT	+	-	CAN H	CAN L	CAN H	CAN L	OUT +/-	OUT +/-	OUT	IN	IN	IN	IN	IN	IN	IN	IN	IN	IN	IN
Driver door sensor	Passengers door sensor	Trunk sense	Hood sense	Factory alarm++	Armed state	Lock factory remote	Unlock factory remote	Switches combination	Hand brake	Speed 10kmph	Engine run	Engine speed (RPM)	Ignition	Key in ignition	PWR +12V	GND	CAN1-H	CAN1-L	CAN2-H	CAN2-L	Alter. control blinkers	Alt. contr. centr. lock.	Foot brake	Drivers door opening sim.	Stop engine	Start engine	Comfort closure	Trunk release	All doors unlock	Driver door unlock	All doors lock	Turn signal control		
1	2	3	4	5	6	7	8	9	10	11	12	13	14	15	1	2	3	4	5	6	7	8	1	2	3	4	5	6	7	8	9	10		
+	+	+	+	+	+	+	+	+	+	+	+	+	+	+	+	+	+	+	+	+	+	+	+	+	+	+	+	+	+	+	+	+		

Comments: When the car is closed with factory remote control, "All doors unlock" function does not work.

Switches:

SEAT LEON (5F) year: **2013** → programme No: **448** from: **2013-10-23**

connector 15 pin															connector 8 pin								connector 10 pin											
OUT	OUT	OUT	OUT	OUT	OUT	OUT	OUT	OUT	OUT	OUT	OUT	OUT	OUT	OUT	+	-	CAN H	CAN L	CAN H	CAN L	OUT +/-	OUT +/-	OUT	IN	IN	IN	IN	IN	IN	IN	IN	IN	IN	IN
Driver door sensor	Passengers door sensor	Trunk sense	Hood sense	Factory alarm++	Armed state	Lock factory remote	Unlock factory remote	Switches combination	Hand brake	Speed 10kmph	Engine run	Engine speed (RPM)	Ignition	Key in ignition	PWR +12V	GND	CAN1-H	CAN1-L	CAN2-H	CAN2-L	Alter. control blinkers	Alt. contr. centr. lock.	Foot brake	Drivers door opening sim.	Stop engine	Start engine	Comfort closure	Trunk release	All doors unlock	Driver door unlock	All doors lock	Turn signal control		
1	2	3	4	5	6	7	8	9	10	11	12	13	14	15	1	2	3	4	5	6	7	8	1	2	3	4	5	6	7	8	9	10		
+	+	+	+	+	+	+	+	+	+	+	+	+	+	+	+	+	+	+	+	+	+	+	+	+	+	+	+	+	+	+	+	+		

Comments: When the car is closed with factory remote control, the functions "Trunk release", "Turn signal control", "All doors unlock" & "Driver door unlock" does not work.

Switches:

SEAT LEON (1P)															year: 2006 →	programme No: 111								from: 2013-03-13										
connector 15 pin															connector 8 pin								connector 10 pin											
OUT	OUT	OUT	OUT	OUT	OUT	OUT	OUT	OUT	OUT	OUT	OUT	OUT	OUT	OUT	+	-	CAN H	CAN L	CAN H	CAN L	OUT +/-	OUT +/-	OUT	IN	IN	IN	IN	IN	IN	IN	IN	IN	IN	IN
Driver door sensor	Passengers door sensor	Trunk sense	Hood sense	Factory alarm++	Armed state	Lock factory remote	Unlock factory remote	Switches combination	Hand brake	Speed 10kmph	Engine run	Engine speed (RPM)	Ignition	Key in ignition	PWR +12V	GND	CAN1-H	CAN1-L	CAN2-H	CAN2-L	Alter. control blinkers	Alt. contr. centr. lock.	Foot brake	Drivers door opening sim.	Stop engine	Start engine	Comfort closure	Trunk release	All doors unlock	Driver door unlock	All doors lock	Turn signal control		
1	2	3	4	5	6	7	8	9	10	11	12	13	14	15	1	2	3	4	5	6	7	8	1	2	3	4	5	6	7	8	9	10		
+	+	+	+	+	+	+	+	+	+	+	+	+	+	+	+	+	+	+	+	+	+	+	+	+	+	+	+	+	+	+	+	+		
Comments:															Function "Trunk release" works only with central locking opened.																			
Switches:																																		

SEAT LEON (1M)															year: 2002 →	programme No: 166								from: 2013-03-13										
connector 15 pin															connector 8 pin								connector 10 pin											
OUT	OUT	OUT	OUT	OUT	OUT	OUT	OUT	OUT	OUT	OUT	OUT	OUT	OUT	OUT	+	-	CAN H	CAN L	CAN H	CAN L	OUT +/-	OUT +/-	OUT	IN	IN	IN	IN	IN	IN	IN	IN	IN	IN	IN
Driver door sensor	Passengers door sensor	Trunk sense	Hood sense	Factory alarm++	Armed state	Lock factory remote	Unlock factory remote	Switches combination	Hand brake	Speed 10kmph	Engine run	Engine speed (RPM)	Ignition	Key in ignition	PWR +12V	GND	CAN1-H	CAN1-L	CAN2-H	CAN2-L	Alter. control blinkers	Alt. contr. centr. lock.	Foot brake	Drivers door opening sim.	Stop engine	Start engine	Comfort closure	Trunk release	All doors unlock	Driver door unlock	All doors lock	Turn signal control		
1	2	3	4	5	6	7	8	9	10	11	12	13	14	15	1	2	3	4	5	6	7	8	1	2	3	4	5	6	7	8	9	10		
+	+	+	+	+	+	+	+	+	+	+	+	+	+	+	+	+	+	+	+	+	+	+	+	+	+	+	+	+	+	+	+	+		
Comments:																																		
Switches:																																		

SEAT TOLEDO (NH)															year: 2013 →	programme No: 449								from: 2013-11-06										
connector 15 pin															connector 8 pin								connector 10 pin											
OUT	OUT	OUT	OUT	OUT	OUT	OUT	OUT	OUT	OUT	OUT	OUT	OUT	OUT	OUT	+	-	CAN H	CAN L	CAN H	CAN L	OUT +/-	OUT +/-	OUT	IN	IN	IN	IN	IN	IN	IN	IN	IN	IN	IN
Driver door sensor	Passengers door sensor	Trunk sense	Hood sense	Factory alarm++	Armed state	Lock factory remote	Unlock factory remote	Switches combination	Hand brake	Speed 10kmph	Engine run	Engine speed (RPM)	Ignition	Key in ignition	PWR +12V	GND	CAN1-H	CAN1-L	CAN2-H	CAN2-L	Alter. control blinkers	Alt. contr. centr. lock.	Foot brake	Drivers door opening sim.	Stop engine	Start engine	Comfort closure	Trunk release	All doors unlock	Driver door unlock	All doors lock	Turn signal control		
1	2	3	4	5	6	7	8	9	10	11	12	13	14	15	1	2	3	4	5	6	7	8	1	2	3	4	5	6	7	8	9	10		
+	+	+	+	+	+	+	+	+	+	+	+	+	+	+	+	+	+	+	+	+	+	+	+	+	+	+	+	+	+	+	+	+		
Comments:															*Aletntrative control.																			
Switches:																																		

SEAT TOLEDO (5P)															year: 2005 →	programme No: 111								from: 2013-03-13										
connector 15 pin															connector 8 pin								connector 10 pin											
OUT	OUT	OUT	OUT	OUT	OUT	OUT	OUT	OUT	OUT	OUT	OUT	OUT	OUT	OUT	+	-	CAN H	CAN L	CAN H	CAN L	OUT +/-	OUT +/-	OUT	IN	IN	IN	IN	IN	IN	IN	IN	IN	IN	IN
Driver door sensor	Passengers door sensor	Trunk sense	Hood sense	Factory alarm++	Armed state	Lock factory remote	Unlock factory remote	Switches combination	Hand brake	Speed 10kmph	Engine run	Engine speed (RPM)	Ignition	Key in ignition	PWR +12V	GND	CAN1-H	CAN1-L	CAN2-H	CAN2-L	Alter. control blinkers	Alt. contr. centr. lock.	Foot brake	Drivers door opening sim.	Stop engine	Start engine	Comfort closure	Trunk release	All doors unlock	Driver door unlock	All doors lock	Turn signal control		
1	2	3	4	5	6	7	8	9	10	11	12	13	14	15	1	2	3	4	5	6	7	8	1	2	3	4	5	6	7	8	9	10		
+	+	+	+	+	+	+	+	+	+	+	+	+	+	+	+	+	+	+	+	+	+	+	+	+	+	+	+	+	+	+	+	+		
Comments:															Function "Trunk release" works only with central locking opened.																			
Switches:																																		

SEAT TOLEDO (1M)															year: 2002 →	programme No: 166								from: 2013-03-13										
connector 15 pin															connector 8 pin								connector 10 pin											
OUT	OUT	OUT	OUT	OUT	OUT	OUT	OUT	OUT	OUT	OUT	OUT	OUT	OUT	OUT	+	-	CAN H	CAN L	CAN H	CAN L	OUT +/-	OUT +/-	OUT	IN	IN	IN	IN	IN	IN	IN	IN	IN	IN	IN
Driver door sensor	Passengers door sensor	Trunk sense	Hood sense	Factory alarm++	Armed state	Lock factory remote	Unlock factory remote	Switches combination	Hand brake	Speed 10kmph	Engine run	Engine speed (RPM)	Ignition	Key in ignition	PWR +12V	GND	CAN1-H	CAN1-L	CAN2-H	CAN2-L	Alter. control blinkers	Alt. contr. centr. lock.	Foot brake	Drivers door opening sim.	Stop engine	Start engine	Comfort closure	Trunk release	All doors unlock	Driver door unlock	All doors lock	Turn signal control		
1	2	3	4	5	6	7	8	9	10	11	12	13	14	15	1	2	3	4	5	6	7	8	1	2	3	4	5	6	7	8	9	10		
+	+	+	+	+	+	+	+	+	+	+	+	+	+	+	+	+	+	+	+	+	+	+	+	+	+	+	+	+	+	+	+	+		
Comments:																																		
Switches:																																		

SKODA CITIGO (AA) year: **2013** → (without radio) programme No: **262** from: **2013-03-13**

connector 15 pin															connector 8 pin								connector 10 pin											
OUT	OUT	OUT	OUT	OUT	OUT	OUT	OUT	OUT	OUT	OUT	OUT	OUT	OUT	OUT	+	-	CAN H	CAN L	CAN H	CAN L	OUT +/-	OUT +/-	OUT	IN	IN	IN	IN	IN	IN	IN	IN	IN	IN	IN
Driver door sensor	Passengers door sensor	Trunk sense	Hood sense	Factory alarm++	Armed state	Lock factory remote	Unlock factory remote	Switches combination	Hand brake	Speed 10kmph	Engine run	Engine speed (RPM)	Ignition	Key in ignition	PWR +12V	GND	CAN1-H	CAN1-L	CAN2-H	CAN2-L	Alter. control blinkers	Alt. contr. centr. lock.	Foot brake	Drivers door opening sim.	Stop engine	Start engine	Comfort closure	Trunk release	All doors unlock	Driver door unlock	All doors lock	Turn signal control		
1	2	3	4	5	6	7	8	9	10	11	12	13	14	15	1	2	3	4	5	6	7	8	1	2	3	4	5	6	7	8	9	10		
+	+	+	-	-	-	-	-	+	+	+	+	+	+	+	+	+	+	+	+	+	+	+	+	+	3	4	5	6	7	8	9	10		

Comments:

Switches:

SKODA FABIA (5J) year: **2010** → programme No: **176** from: **2013-10-18**

connector 15 pin															connector 8 pin								connector 10 pin										
OUT	OUT	OUT	OUT	OUT	OUT	OUT	OUT	OUT	OUT	OUT	OUT	OUT	OUT	OUT	+	-	CAN H	CAN L	CAN H	CAN L	OUT +/-	OUT +/-	OUT	IN	IN	IN	IN	IN	IN	IN	IN	IN	IN
Driver door sensor	Passengers door sensor	Trunk sense	Hood sense	Factory alarm++	Armed state	Lock factory remote	Unlock factory remote	Switches combination	Hand brake	Speed 10kmph	Engine run	Engine speed (RPM)	Ignition	Key in ignition	PWR +12V	GND	CAN1-H	CAN1-L	CAN2-H	CAN2-L	Alter. control blinkers	Alt. contr. centr. lock.	Foot brake	Drivers door opening sim.	Stop engine	Start engine	Comfort closure	Trunk release	All doors unlock	Driver door unlock	All doors lock	Turn signal control	
1	2	3	4	5	6	7	8	9	10	11	12	13	14	15	1	2	3	4	5	6	7	8	1	2	3	4	5	6	7	8	9	10	
+	+	+	+	+	+	+	+	+	+	+	+	+	+	+	+	+	+	+	+	+	+	+	+	+	3	4	5	6	7	8	9	10	

Comments:

Switches:

SKODA FABIA (5J) year: **2007** → programme No: **161** from: **2013-03-13**

connector 15 pin															connector 8 pin								connector 10 pin										
OUT	OUT	OUT	OUT	OUT	OUT	OUT	OUT	OUT	OUT	OUT	OUT	OUT	OUT	OUT	+	-	CAN H	CAN L	CAN H	CAN L	OUT +/-	OUT +/-	OUT	IN	IN	IN	IN	IN	IN	IN	IN	IN	IN
Driver door sensor	Passengers door sensor	Trunk sense	Hood sense	Factory alarm++	Armed state	Lock factory remote	Unlock factory remote	Switches combination	Hand brake	Speed 10kmph	Engine run	Engine speed (RPM)	Ignition	Key in ignition	PWR +12V	GND	CAN1-H	CAN1-L	CAN2-H	CAN2-L	Alter. control blinkers	Alt. contr. centr. lock.	Foot brake	Drivers door opening sim.	Stop engine	Start engine	Comfort closure	Trunk release	All doors unlock	Driver door unlock	All doors lock	Turn signal control	
1	2	3	4	5	6	7	8	9	10	11	12	13	14	15	1	2	3	4	5	6	7	8	1	2	3	4	5	6	7	8	9	10	
+	+	+	+	+	+	+	+	+	+	+	+	+	+	+	+	+	+	+	+	+	+	+	+	+	3	4	5	6	7	8	9	10	

Comments: When the car is closed with factory remote control, "All doors unlock" function does not work.

Switches:

SKODA FABIA (6Y) year: **2000** → programme No: **161** from: **2013-03-13**

connector 15 pin															connector 8 pin								connector 10 pin										
OUT	OUT	OUT	OUT	OUT	OUT	OUT	OUT	OUT	OUT	OUT	OUT	OUT	OUT	OUT	+	-	CAN H	CAN L	CAN H	CAN L	OUT +/-	OUT +/-	OUT	IN	IN	IN	IN	IN	IN	IN	IN	IN	IN
Driver door sensor	Passengers door sensor	Trunk sense	Hood sense	Factory alarm++	Armed state	Lock factory remote	Unlock factory remote	Switches combination	Hand brake	Speed 10kmph	Engine run	Engine speed (RPM)	Ignition	Key in ignition	PWR +12V	GND	CAN1-H	CAN1-L	CAN2-H	CAN2-L	Alter. control blinkers	Alt. contr. centr. lock.	Foot brake	Drivers door opening sim.	Stop engine	Start engine	Comfort closure	Trunk release	All doors unlock	Driver door unlock	All doors lock	Turn signal control	
1	2	3	4	5	6	7	8	9	10	11	12	13	14	15	1	2	3	4	5	6	7	8	1	2	3	4	5	6	7	8	9	10	
+	+	+	+	+	+	+	+	+	+	+	+	+	+	+	+	+	+	+	+	+	+	+	+	+	3	4	5	6	7	8	9	10	

Comments: When the car is closed with factory remote control, "All doors unlock" function does not work.

Switches:

SKODA OCTAVIA III (NE) year: **2013** → with and without Keyless System programme No: **391** from: **2013-09-02**

connector 15 pin															connector 8 pin								connector 10 pin										
OUT	OUT	OUT	OUT	OUT	OUT	OUT	OUT	OUT	OUT	OUT	OUT	OUT	OUT	OUT	+	-	CAN H	CAN L	CAN H	CAN L	OUT +/-	OUT +/-	OUT	IN	IN	IN	IN	IN	IN	IN	IN	IN	IN
Driver door sensor	Passengers door sensor	Trunk sense	Hood sense	Factory alarm++	Armed state	Lock factory remote	Unlock factory remote	Switches combination	Hand brake	Speed 10kmph	Engine run	Engine speed (RPM)	Ignition	Key in ignition	PWR +12V	GND	CAN1-H	CAN1-L	CAN2-H	CAN2-L	Alter. control blinkers	Alt. contr. centr. lock.	Foot brake	Drivers door opening sim.	Stop engine	Start engine	Comfort closure	Trunk release	All doors unlock	Driver door unlock	All doors lock	Turn signal control	
1	2	3	4	5	6	7	8	9	10	11	12	13	14	15	1	2	3	4	5	6	7	8	1	2	3	4	5	6	7	8	9	10	
+	+	+	+	+	+	+	+	+	+	+	+	+	+	+	+	+	+	+	+	+	+	+	+	+	3	4	5	6	7	8	9	10	

Comments: *Aletnratve control.

Switches:

SKODA OCTAVIA II (1Z)															year: 2009 →		with and without Keyless System		programme No: 173		from: 2013-06-25											
connector 15 pin															connector 8 pin						connector 10 pin											
OUT	OUT	OUT	OUT	OUT	OUT	OUT	OUT	OUT	OUT	OUT	OUT	OUT	OUT	OUT	+	-	CAN H	CAN L	CAN H	CAN L	OUT +/-	OUT +/-	OUT	IN	IN	IN	IN	IN	IN	IN	IN	IN
Driver door sensor	Passengers door sensor	Trunk sense	Hood sense	Factory alarm++	Armed state	Lock factory remote	Unlock factory remote	Switches combination	Hand brake	Speed 10kmph	Engine run	Engine speed (RPM)	Ignition	Key in ignition	PWR +12V	GND	CAN1-H	CAN1-L	CAN2-H	CAN2-L	Alter. control blinkers	Alt. contr. centr. lock.	Foot brake	Drivers door opening sim.	Stop engine	Start engine	Comfort closure	Trunk release	All doors unlock	Driver door unlock	All doors lock	Turn signal control
1	2	3	4	5	6	7	8	9	10	11	12	13	14	15	1	2	3	4	5	6	7	8	1	2	3	4	5	6	7	8	9	10
+	+	+	+	+	+	+	+	+	+	+	+	+	+	+	+	+	+	+	+	+	+	+	+	+	+	+	+	+	+	+	+	+

Comments: Function "Trunk release" works only with central locking opened.

Switches:

SKODA OCTAVIA II (1Z)															year: 2009 →		programme No: 262		from: 2013-03-13													
connector 15 pin															connector 8 pin						connector 10 pin											
OUT	OUT	OUT	OUT	OUT	OUT	OUT	OUT	OUT	OUT	OUT	OUT	OUT	OUT	OUT	+	-	CAN H	CAN L	CAN H	CAN L	OUT +/-	OUT +/-	OUT	IN	IN	IN	IN	IN	IN	IN	IN	IN
Driver door sensor	Passengers door sensor	Trunk sense	Hood sense	Factory alarm++	Armed state	Lock factory remote	Unlock factory remote	Switches combination	Hand brake	Speed 10kmph	Engine run	Engine speed (RPM)	Ignition	Key in ignition	PWR +12V	GND	CAN1-H	CAN1-L	CAN2-H	CAN2-L	Alter. control blinkers	Alt. contr. centr. lock.	Foot brake	Drivers door opening sim.	Stop engine	Start engine	Comfort closure	Trunk release	All doors unlock	Driver door unlock	All doors lock	Turn signal control
1	2	3	4	5	6	7	8	9	10	11	12	13	14	15	1	2	3	4	5	6	7	8	1	2	3	4	5	6	7	8	9	10
+	+	+	+	+	+	+	+	+	+	+	+	+	+	+	+	+	+	+	+	+	+	+	+	+	+	+	+	+	+	+	+	+

Comments:

Switches:

SKODA OCTAVIA II (1Z)															year: 2005 →		with and without Keyless System		programme No: 111		from: 2013-03-13											
connector 15 pin															connector 8 pin						connector 10 pin											
OUT	OUT	OUT	OUT	OUT	OUT	OUT	OUT	OUT	OUT	OUT	OUT	OUT	OUT	OUT	+	-	CAN H	CAN L	CAN H	CAN L	OUT +/-	OUT +/-	OUT	IN	IN	IN	IN	IN	IN	IN	IN	IN
Driver door sensor	Passengers door sensor	Trunk sense	Hood sense	Factory alarm++	Armed state	Lock factory remote	Unlock factory remote	Switches combination	Hand brake	Speed 10kmph	Engine run	Engine speed (RPM)	Ignition	Key in ignition	PWR +12V	GND	CAN1-H	CAN1-L	CAN2-H	CAN2-L	Alter. control blinkers	Alt. contr. centr. lock.	Foot brake	Drivers door opening sim.	Stop engine	Start engine	Comfort closure	Trunk release	All doors unlock	Driver door unlock	All doors lock	Turn signal control
1	2	3	4	5	6	7	8	9	10	11	12	13	14	15	1	2	3	4	5	6	7	8	1	2	3	4	5	6	7	8	9	10
+	+	+	+	+	+	+	+	+	+	+	+	+	+	+	+	+	+	+	+	+	+	+	+	+	+	+	+	+	+	+	+	+

Comments: Function "Trunk release" works only with central locking opened.

Switches:

SKODA OCTAVIA I (1U)															year: 2003 →		programme No: 111		from: 2013-03-13													
connector 15 pin															connector 8 pin						connector 10 pin											
OUT	OUT	OUT	OUT	OUT	OUT	OUT	OUT	OUT	OUT	OUT	OUT	OUT	OUT	OUT	+	-	CAN H	CAN L	CAN H	CAN L	OUT +/-	OUT +/-	OUT	IN	IN	IN	IN	IN	IN	IN	IN	IN
Driver door sensor	Passengers door sensor	Trunk sense	Hood sense	Factory alarm++	Armed state	Lock factory remote	Unlock factory remote	Switches combination	Hand brake	Speed 10kmph	Engine run	Engine speed (RPM)	Ignition	Key in ignition	PWR +12V	GND	CAN1-H	CAN1-L	CAN2-H	CAN2-L	Alter. control blinkers	Alt. contr. centr. lock.	Foot brake	Drivers door opening sim.	Stop engine	Start engine	Comfort closure	Trunk release	All doors unlock	Driver door unlock	All doors lock	Turn signal control
1	2	3	4	5	6	7	8	9	10	11	12	13	14	15	1	2	3	4	5	6	7	8	1	2	3	4	5	6	7	8	9	10
+	+	+	+	+	+	+	+	+	+	+	+	+	+	+	+	+	+	+	+	+	+	+	+	+	+	+	+	+	+	+	+	+

Comments: Function "Trunk release" works only with central locking opened.

Switches:

SKODA OCTAVIA TOUR I (1U)															year: 2009 →		programme No: 111		from: 2013-03-13													
connector 15 pin															connector 8 pin						connector 10 pin											
OUT	OUT	OUT	OUT	OUT	OUT	OUT	OUT	OUT	OUT	OUT	OUT	OUT	OUT	OUT	+	-	CAN H	CAN L	CAN H	CAN L	OUT +/-	OUT +/-	OUT	IN	IN	IN	IN	IN	IN	IN	IN	IN
Driver door sensor	Passengers door sensor	Trunk sense	Hood sense	Factory alarm++	Armed state	Lock factory remote	Unlock factory remote	Switches combination	Hand brake	Speed 10kmph	Engine run	Engine speed (RPM)	Ignition	Key in ignition	PWR +12V	GND	CAN1-H	CAN1-L	CAN2-H	CAN2-L	Alter. control blinkers	Alt. contr. centr. lock.	Foot brake	Drivers door opening sim.	Stop engine	Start engine	Comfort closure	Trunk release	All doors unlock	Driver door unlock	All doors lock	Turn signal control
1	2	3	4	5	6	7	8	9	10	11	12	13	14	15	1	2	3	4	5	6	7	8	1	2	3	4	5	6	7	8	9	10
+	+	+	+	+	+	+	+	+	+	+	+	+	+	+	+	+	+	+	+	+	+	+	+	+	+	+	+	+	+	+	+	+

Comments: Function "Trunk release" works only with central locking opened.

Switches:

SKODA RAPID (NH) year: **2012** → programme No: **176** from: **2013-11-06**

connector 15 pin															connector 8 pin								connector 10 pin											
OUT	OUT	OUT	OUT	OUT	OUT	OUT	OUT	OUT	OUT	OUT	OUT	OUT	OUT	OUT	+	-	CAN H	CAN L	CAN H	CAN L	OUT +/-	OUT +/-	OUT	IN	IN	IN	IN	IN	IN	IN	IN	IN	IN	IN
Driver door sensor	Passengers door sensor	Trunk sense	Hood sense	Factory alarm++	Armed state	Lock factory remote	Unlock factory remote	Switches combination	Hand brake	Speed 10kmph	Engine run	Engine speed (RPM)	Ignition	Key in ignition	PWR +12V	GND	CAN1-H	CAN1-L	CAN2-H	CAN2-L	Alter. control blinkers	Alt. contr. centr. lock.	Foot brake	Drivers door opening sim.	Stop engine	Start engine	Comfort closure	Trunk release	All doors unlock	Driver door unlock	All doors lock	Turn signal control		
1	2	3	4	5	6	7	8	9	10	11	12	13	14	15	1	2	3	4	5	6	7	8	1	2	3	4	5	6	7	8	9	10		
+	+	+	+	+	+	+	+	+	+	+	+	+	+	+	+	+	+	+	+	+	+	+	+	+	+	+	+	+	+	+	+	+		

Comments: *Aletmative control.

Switches:

SKODA ROOMSTER (5J) year: **2010** → programme No: **176** from: **2013-10-18**

connector 15 pin															connector 8 pin								connector 10 pin											
OUT	OUT	OUT	OUT	OUT	OUT	OUT	OUT	OUT	OUT	OUT	OUT	OUT	OUT	OUT	+	-	CAN H	CAN L	CAN H	CAN L	OUT +/-	OUT +/-	OUT	IN	IN	IN	IN	IN	IN	IN	IN	IN	IN	IN
Driver door sensor	Passengers door sensor	Trunk sense	Hood sense	Factory alarm++	Armed state	Lock factory remote	Unlock factory remote	Switches combination	Hand brake	Speed 10kmph	Engine run	Engine speed (RPM)	Ignition	Key in ignition	PWR +12V	GND	CAN1-H	CAN1-L	CAN2-H	CAN2-L	Alter. control blinkers	Alt. contr. centr. lock.	Foot brake	Drivers door opening sim.	Stop engine	Start engine	Comfort closure	Trunk release	All doors unlock	Driver door unlock	All doors lock	Turn signal control		
1	2	3	4	5	6	7	8	9	10	11	12	13	14	15	1	2	3	4	5	6	7	8	1	2	3	4	5	6	7	8	9	10		
+	+	+	+	+	+	+	+	+	+	+	+	+	+	+	+	+	+	+	+	+	+	+	+	+	+	+	+	+	+	+	+	+		

Comments:

Switches:

SKODA ROOMSTER (5J) year: **2006** → programme No: **161** from: **2013-03-13**

connector 15 pin															connector 8 pin								connector 10 pin											
OUT	OUT	OUT	OUT	OUT	OUT	OUT	OUT	OUT	OUT	OUT	OUT	OUT	OUT	OUT	+	-	CAN H	CAN L	CAN H	CAN L	OUT +/-	OUT +/-	OUT	IN	IN	IN	IN	IN	IN	IN	IN	IN	IN	IN
Driver door sensor	Passengers door sensor	Trunk sense	Hood sense	Factory alarm++	Armed state	Lock factory remote	Unlock factory remote	Switches combination	Hand brake	Speed 10kmph	Engine run	Engine speed (RPM)	Ignition	Key in ignition	PWR +12V	GND	CAN1-H	CAN1-L	CAN2-H	CAN2-L	Alter. control blinkers	Alt. contr. centr. lock.	Foot brake	Drivers door opening sim.	Stop engine	Start engine	Comfort closure	Trunk release	All doors unlock	Driver door unlock	All doors lock	Turn signal control		
1	2	3	4	5	6	7	8	9	10	11	12	13	14	15	1	2	3	4	5	6	7	8	1	2	3	4	5	6	7	8	9	10		
+	+	+	+	+	+	+	+	+	+	+	+	+	+	+	+	+	+	+	+	+	+	+	+	+	+	+	+	+	+	+	+	+		

Comments: When the car is closed with factory remote control, "All doors unlock" function does not work.

Switches:

SKODA SUPERB (3T) year: **2009** → with and without Keyless System programme No: **173** from: **2013-06-25**

connector 15 pin															connector 8 pin								connector 10 pin											
OUT	OUT	OUT	OUT	OUT	OUT	OUT	OUT	OUT	OUT	OUT	OUT	OUT	OUT	OUT	+	-	CAN H	CAN L	CAN H	CAN L	OUT +/-	OUT +/-	OUT	IN	IN	IN	IN	IN	IN	IN	IN	IN	IN	IN
Driver door sensor	Passengers door sensor	Trunk sense	Hood sense	Factory alarm++	Armed state	Lock factory remote	Unlock factory remote	Switches combination	Hand brake	Speed 10kmph	Engine run	Engine speed (RPM)	Ignition	Key in ignition	PWR +12V	GND	CAN1-H	CAN1-L	CAN2-H	CAN2-L	Alter. control blinkers	Alt. contr. centr. lock.	Foot brake	Drivers door opening sim.	Stop engine	Start engine	Comfort closure	Trunk release	All doors unlock	Driver door unlock	All doors lock	Turn signal control		
1	2	3	4	5	6	7	8	9	10	11	12	13	14	15	1	2	3	4	5	6	7	8	1	2	3	4	5	6	7	8	9	10		
+	+	+	+	+	+	+	+	+	+	+	+	+	+	+	+	+	+	+	+	+	+	+	+	+	+	+	+	+	+	+	+	+		

Comments: Function "Trunk release" works only with central locking opened; in some cars function "Window roll-down" and "Comfort closure" may not work.

Switches:

SKODA SUPERB (3U) year: **2003** → programme No: **111** from: **2013-03-13**

connector 15 pin															connector 8 pin								connector 10 pin											
OUT	OUT	OUT	OUT	OUT	OUT	OUT	OUT	OUT	OUT	OUT	OUT	OUT	OUT	OUT	+	-	CAN H	CAN L	CAN H	CAN L	OUT +/-	OUT +/-	OUT	IN	IN	IN	IN	IN	IN	IN	IN	IN	IN	IN
Driver door sensor	Passengers door sensor	Trunk sense	Hood sense	Factory alarm++	Armed state	Lock factory remote	Unlock factory remote	Switches combination	Hand brake	Speed 10kmph	Engine run	Engine speed (RPM)	Ignition	Key in ignition	PWR +12V	GND	CAN1-H	CAN1-L	CAN2-H	CAN2-L	Alter. control blinkers	Alt. contr. centr. lock.	Foot brake	Drivers door opening sim.	Stop engine	Start engine	Comfort closure	Trunk release	All doors unlock	Driver door unlock	All doors lock	Turn signal control		
1	2	3	4	5	6	7	8	9	10	11	12	13	14	15	1	2	3	4	5	6	7	8	1	2	3	4	5	6	7	8	9	10		
+	+	+	+	+	+	+	+	+	+	+	+	+	+	+	+	+	+	+	+	+	+	+	+	+	+	+	+	+	+	+	+	+		



Comments: Function "Trunk release" works only with central locking opened.

Switches:

SKODA YETI (5L) year: **2009** → with and without Keyless System programme No: **173** from: **2013-06-25**

connector 15 pin															connector 8 pin								connector 10 pin												
OUT	OUT	OUT	OUT	OUT	OUT	OUT	OUT	OUT	OUT	OUT	OUT	OUT	OUT	OUT	+	-	CAN H	CAN L	CAN H	CAN L	CAN L	OUT +/-	OUT +/-	OUT	IN	IN	IN	IN	IN	IN	IN	IN	IN	IN	IN
Driver door sensor	Passengers door sensor	Trunk sense	Hood sense	Factory alarm++	Armed state	Lock factory remote	Unlock factory remote	Switches combination	Hand brake	Speed 10kmph	Engine run	Engine speed (RPM)	Ignition	Key in ignition	PWR +12V	GND	CAN1-H	CAN1-L	CAN2-H	CAN2-L	Alter. control blinkers	Alt. contr. centr. lock.	Foot brake	Drivers door opening sim.	Stop engine	Start engine	Comfort closure	Trunk release	All doors unlock	Driver door unlock	All doors lock	Turn signal control			
1	2	3	4	5	6	7	8	9	10	11	12	13	14	15	1	2	3	4	5	6	7	8	1	2	3	4	5	6	7	8	9	10			
+	+	+	+	+	+	+	+	+	+	+	+	+	+	+	+	+	+	+	+	+	+	+	+	+	+	+	+	+	+	+	+	+			




Comments: Function "Trunk release" works only with central locking opened.

Switches:  

SUBARU FORESTER year: **2013** → with Keyless System only programme No: **395** from: **2013-04-19**

connector 15 pin															connector 8 pin								connector 10 pin											
OUT	OUT	OUT	OUT	OUT	OUT	OUT	OUT	OUT	OUT	OUT	OUT	OUT	OUT	OUT	+	-	CAN H	CAN L	CAN H	CAN L	OUT +/-	OUT +/-	OUT	IN	IN	IN	IN	IN	IN	IN	IN	IN	IN	IN
Driver door sensor	Passengers door sensor	Trunk sense	Hood sense	Factory alarm++	Armed state	Lock factory remote	Unlock factory remote	Switches combination	Hand brake	Speed 10kmph	Engine run	Engine speed (RPM)	Ignition	Key in ignition	PWR +12V	GND	CAN1-H	CAN1-L	CAN2-H	CAN2-L	Alter. control blinkers	Alt. contr. centr. lock.	Foot brake	Drivers door opening sim.	Stop engine	Start engine	Comfort closure	Trunk release	All doors unlock	Driver door unlock	All doors lock	Turn signal control		
1	2	3	4	5	6	7	8	9	10	11	12	13	14	15	1	2	3	4	5	6	7	8	1	2	3	4	5	6	7	8	9	10		
+	+	+	+	+	+	+	+	+	+	+	+	+	+	+	+	+	+	+	+	+	+	+	+	+	+	+	+	+	+	+	+	+		




Comments:

Switches:   

SUBARU FORESTER XT year: **2013** → without Keyless System programme No: **395** from: **2013-04-19**

connector 15 pin															connector 8 pin								connector 10 pin											
OUT	OUT	OUT	OUT	OUT	OUT	OUT	OUT	OUT	OUT	OUT	OUT	OUT	OUT	OUT	+	-	CAN H	CAN L	CAN H	CAN L	OUT +/-	OUT +/-	OUT	IN	IN	IN	IN	IN	IN	IN	IN	IN	IN	IN
Driver door sensor	Passengers door sensor	Trunk sense	Hood sense	Factory alarm++	Armed state	Lock factory remote	Unlock factory remote	Switches combination	Hand brake	Speed 10kmph	Engine run	Engine speed (RPM)	Ignition	Key in ignition	PWR +12V	GND	CAN1-H	CAN1-L	CAN2-H	CAN2-L	Alter. control blinkers	Alt. contr. centr. lock.	Foot brake	Drivers door opening sim.	Stop engine	Start engine	Comfort closure	Trunk release	All doors unlock	Driver door unlock	All doors lock	Turn signal control		
1	2	3	4	5	6	7	8	9	10	11	12	13	14	15	1	2	3	4	5	6	7	8	1	2	3	4	5	6	7	8	9	10		
+	+	+	+	+	+	+	+	+	+	+	+	+	+	+	+	+	+	+	+	+	+	+	+	+	+	+	+	+	+	+	+	+		




Comments:

Switches:   

SUBARU FORESTER XT year: **2013** → with Keyless System only programme No: **395** from: **2013-04-19**

connector 15 pin															connector 8 pin								connector 10 pin											
OUT	OUT	OUT	OUT	OUT	OUT	OUT	OUT	OUT	OUT	OUT	OUT	OUT	OUT	OUT	+	-	CAN H	CAN L	CAN H	CAN L	OUT +/-	OUT +/-	OUT	IN	IN	IN	IN	IN	IN	IN	IN	IN	IN	IN
Driver door sensor	Passengers door sensor	Trunk sense	Hood sense	Factory alarm++	Armed state	Lock factory remote	Unlock factory remote	Switches combination	Hand brake	Speed 10kmph	Engine run	Engine speed (RPM)	Ignition	Key in ignition	PWR +12V	GND	CAN1-H	CAN1-L	CAN2-H	CAN2-L	Alter. control blinkers	Alt. contr. centr. lock.	Foot brake	Drivers door opening sim.	Stop engine	Start engine	Comfort closure	Trunk release	All doors unlock	Driver door unlock	All doors lock	Turn signal control		
1	2	3	4	5	6	7	8	9	10	11	12	13	14	15	1	2	3	4	5	6	7	8	1	2	3	4	5	6	7	8	9	10		
+	+	+	+	+	+	+	+	+	+	+	+	+	+	+	+	+	+	+	+	+	+	+	+	+	+	+	+	+	+	+	+	+		




Comments:

Switches:   

SUBARU FORESTER year: **2013** → without Keyless System programme No: **395** from: **2013-04-19**

connector 15 pin															connector 8 pin								connector 10 pin											
OUT	OUT	OUT	OUT	OUT	OUT	OUT	OUT	OUT	OUT	OUT	OUT	OUT	OUT	OUT	+	-	CAN H	CAN L	CAN H	CAN L	OUT +/-	OUT +/-	OUT	IN	IN	IN	IN	IN	IN	IN	IN	IN	IN	IN
Driver door sensor	Passengers door sensor	Trunk sense	Hood sense	Factory alarm++	Armed state	Lock factory remote	Unlock factory remote	Switches combination	Hand brake	Speed 10kmph	Engine run	Engine speed (RPM)	Ignition	Key in ignition	PWR +12V	GND	CAN1-H	CAN1-L	CAN2-H	CAN2-L	Alter. control blinkers	Alt. contr. centr. lock.	Foot brake	Drivers door opening sim.	Stop engine	Start engine	Comfort closure	Trunk release	All doors unlock	Driver door unlock	All doors lock	Turn signal control		
1	2	3	4	5	6	7	8	9	10	11	12	13	14	15	1	2	3	4	5	6	7	8	1	2	3	4	5	6	7	8	9	10		
+	+	+	+	+	+	+	+	+	+	+	+	+	+	+	+	+	+	+	+	+	+	+	+	+	+	+	+	+	+	+	+	+		

Comments:

Switches:   

SUBARU FORESTER															year: 2009 →	without Keyless System								programme No: 177	from: 2013-03-13										
connector 15 pin															connector 8 pin								connector 10 pin												
OUT	OUT	OUT	OUT	OUT	OUT	OUT	OUT	OUT	OUT	OUT	OUT	OUT	OUT	OUT	+	-	CAN H	CAN L	CAN H	CAN L	OUT +/-	OUT +/-	OUT	IN	IN	IN	IN	IN	IN	IN	IN	IN	IN	IN	
Driver door sensor	Passengers door sensor	Trunk sense	Hood sense	Factory alarm++	Armed state	Lock factory remote	Unlock factory remote	Switches combination	Hand brake	Speed 10kmph	Engine run	Engine speed (RPM)	Ignition	Key in ignition	PWR +12V	GND	CAN1-H	CAN1-L	CAN2-H	CAN2-L	Alter: control blinkers	Alt: contr. centr. lock.	Foot brake	Drivers door opening sim.	Stop engine	Start engine	Comfort closure	Trunk release	All doors unlock	Driver door unlock	All doors lock	Turn signal control	Contr. of factory alarm	Contr.c.lock. when ign.is on	
1	2	3	4	5	6	7	8	9	10	11	12	13	14	15	1	2	3	4	5	6	7	8	1	2	3	4	5	6	7	8	9	10			
+	+	+	-	-	-	-	-	+	+	+	+	+	+	+	+	+	+	+	-	-	+	+	-	+	-	-	-	-	-	-	-	-	-		
Comments:																																			
Switches:																																			

SUBARU IMPREZA															year: 2008 →	without Keyless System								programme No: 177	from: 2013-03-13										
connector 15 pin															connector 8 pin								connector 10 pin												
OUT	OUT	OUT	OUT	OUT	OUT	OUT	OUT	OUT	OUT	OUT	OUT	OUT	OUT	OUT	+	-	CAN H	CAN L	CAN H	CAN L	OUT +/-	OUT +/-	OUT	IN	IN	IN	IN	IN	IN	IN	IN	IN	IN	IN	
Driver door sensor	Passengers door sensor	Trunk sense	Hood sense	Factory alarm++	Armed state	Lock factory remote	Unlock factory remote	Switches combination	Hand brake	Speed 10kmph	Engine run	Engine speed (RPM)	Ignition	Key in ignition	PWR +12V	GND	CAN1-H	CAN1-L	CAN2-H	CAN2-L	Alter: control blinkers	Alt: contr. centr. lock.	Foot brake	Drivers door opening sim.	Stop engine	Start engine	Comfort closure	Trunk release	All doors unlock	Driver door unlock	All doors lock	Turn signal control	Contr. of factory alarm	Contr.c.lock. when ign.is on	
1	2	3	4	5	6	7	8	9	10	11	12	13	14	15	1	2	3	4	5	6	7	8	1	2	3	4	5	6	7	8	9	10			
+	+	+	-	-	-	-	-	+	+	+	+	+	+	+	+	+	+	+	-	-	+	+	-	+	-	-	-	-	-	-	-	-	-		
Comments:																																			
Switches:																																			

SUBARU LEGACY															year: 2008 →	without Keyless System								programme No: 177	from: 2013-03-13										
connector 15 pin															connector 8 pin								connector 10 pin												
OUT	OUT	OUT	OUT	OUT	OUT	OUT	OUT	OUT	OUT	OUT	OUT	OUT	OUT	OUT	+	-	CAN H	CAN L	CAN H	CAN L	OUT +/-	OUT +/-	OUT	IN	IN	IN	IN	IN	IN	IN	IN	IN	IN	IN	
Driver door sensor	Passengers door sensor	Trunk sense	Hood sense	Factory alarm++	Armed state	Lock factory remote	Unlock factory remote	Switches combination	Hand brake	Speed 10kmph	Engine run	Engine speed (RPM)	Ignition	Key in ignition	PWR +12V	GND	CAN1-H	CAN1-L	CAN2-H	CAN2-L	Alter: control blinkers	Alt: contr. centr. lock.	Foot brake	Drivers door opening sim.	Stop engine	Start engine	Comfort closure	Trunk release	All doors unlock	Driver door unlock	All doors lock	Turn signal control	Contr. of factory alarm	Contr.c.lock. when ign.is on	
1	2	3	4	5	6	7	8	9	10	11	12	13	14	15	1	2	3	4	5	6	7	8	1	2	3	4	5	6	7	8	9	10			
+	+	+	-	-	-	-	-	+	+	+	+	+	+	+	+	+	+	+	-	-	+	+	-	+	-	-	-	-	-	-	-	-	-		
Comments:																																			
Switches:																																			

SUBARU LEGACY															year: 2004 →	without Keyless System								programme No: 177	from: 2013-03-13										
connector 15 pin															connector 8 pin								connector 10 pin												
OUT	OUT	OUT	OUT	OUT	OUT	OUT	OUT	OUT	OUT	OUT	OUT	OUT	OUT	OUT	+	-	CAN H	CAN L	CAN H	CAN L	OUT +/-	OUT +/-	OUT	IN	IN	IN	IN	IN	IN	IN	IN	IN	IN	IN	
Driver door sensor	Passengers door sensor	Trunk sense	Hood sense	Factory alarm++	Armed state	Lock factory remote	Unlock factory remote	Switches combination	Hand brake	Speed 10kmph	Engine run	Engine speed (RPM)	Ignition	Key in ignition	PWR +12V	GND	CAN1-H	CAN1-L	CAN2-H	CAN2-L	Alter: control blinkers	Alt: contr. centr. lock.	Foot brake	Drivers door opening sim.	Stop engine	Start engine	Comfort closure	Trunk release	All doors unlock	Driver door unlock	All doors lock	Turn signal control	Contr. of factory alarm	Contr.c.lock. when ign.is on	
1	2	3	4	5	6	7	8	9	10	11	12	13	14	15	1	2	3	4	5	6	7	8	1	2	3	4	5	6	7	8	9	10			
+	+	+	-	-	-	-	-	+	+	+	+	+	+	+	+	+	+	+	-	-	+	+	-	+	-	-	-	-	-	-	-	-	-		
Comments:																																			
Switches:																																			

SUBARU OUTBACK															year: 2013 →	without Keyless System								programme No: 423	from: 2013-06-24										
connector 15 pin															connector 8 pin								connector 10 pin												
OUT	OUT	OUT	OUT	OUT	OUT	OUT	OUT	OUT	OUT	OUT	OUT	OUT	OUT	OUT	+	-	CAN H	CAN L	CAN H	CAN L	OUT +/-	OUT +/-	OUT	IN	IN	IN	IN	IN	IN	IN	IN	IN	IN	IN	
Driver door sensor	Passengers door sensor	Trunk sense	Hood sense	Factory alarm++	Armed state	Lock factory remote	Unlock factory remote	Switches combination	Hand brake	Speed 10kmph	Engine run	Engine speed (RPM)	Ignition	Key in ignition	PWR +12V	GND	CAN1-H	CAN1-L	CAN2-H	CAN2-L	Alter: control blinkers	Alt: contr. centr. lock.	Foot brake	Drivers door opening sim.	Stop engine	Start engine	Comfort closure	Trunk release	All doors unlock	Driver door unlock	All doors lock	Turn signal control	Contr. of factory alarm	Contr.c.lock. when ign.is on	
1	2	3	4	5	6	7	8	9	10	11	12	13	14	15	1	2	3	4	5	6	7	8	1	2	3	4	5	6	7	8	9	10			
+	+	+	-	-	-	-	-	+	+	+	+	+	+	+	+	+	+	+	-	-	+	+	-	+	-	-	-	-	-	-	-	-	-		
Comments:																																			
Switches:																																			

SUBARU OUTBACK															year: 2010 →	with Keyless System								programme No: 265	from: 2013-03-13									
connector 15 pin															connector 8 pin								connector 10 pin											
OUT	OUT	OUT	OUT	OUT	OUT	OUT	OUT	OUT	OUT	OUT	OUT	OUT	OUT	OUT	+	-	CAN H	CAN L	CAN H	CAN L	OUT +/-	OUT +/-	OUT	IN	IN	IN	IN	IN	IN	IN	IN	IN	IN	IN
Driver door sensor	Passengers door sensor	Trunk sense	Hood sense	Factory alarm++	Armed state	Lock factory remote	Unlock factory remote	Switches combination	Hand brake	Speed 10kmph	Engine run	Engine speed (RPM)	Ignition	Key in ignition	PWR +12V	GND	CAN1-H	CAN1-L	CAN2-H	CAN2-L	Alter: control blinkers	Alt. contr. centr. lock.	Foot brake	Drivers door opening sim.	Stop engine	Start engine	Comfort closure	Trunk release	All doors unlock	Driver door unlock	All doors lock	Turn signal control		
1	2	3	4	5	6	7	8	9	10	11	12	13	14	15	1	2	3	4	5	6	7	8	1	2	3	4	5	6	7	8	9	10		
+	+	+	-	-	+	+	+	+	+	+	+	+	+	+	+	+	+	+	+	+	+	+	+	+	+	+	+	+	+	+	+	+		
Comments:																																		
Switches:																																		

SUBARU OUTBACK															year: 2008 →	without Keyless System								programme No: 177	from: 2013-03-13									
connector 15 pin															connector 8 pin								connector 10 pin											
OUT	OUT	OUT	OUT	OUT	OUT	OUT	OUT	OUT	OUT	OUT	OUT	OUT	OUT	OUT	+	-	CAN H	CAN L	CAN H	CAN L	OUT +/-	OUT +/-	OUT	IN	IN	IN	IN	IN	IN	IN	IN	IN	IN	IN
Driver door sensor	Passengers door sensor	Trunk sense	Hood sense	Factory alarm++	Armed state	Lock factory remote	Unlock factory remote	Switches combination	Hand brake	Speed 10kmph	Engine run	Engine speed (RPM)	Ignition	Key in ignition	PWR +12V	GND	CAN1-H	CAN1-L	CAN2-H	CAN2-L	Alter: control blinkers	Alt. contr. centr. lock.	Foot brake	Drivers door opening sim.	Stop engine	Start engine	Comfort closure	Trunk release	All doors unlock	Driver door unlock	All doors lock	Turn signal control		
1	2	3	4	5	6	7	8	9	10	11	12	13	14	15	1	2	3	4	5	6	7	8	1	2	3	4	5	6	7	8	9	10		
+	+	+	-	-	+	+	+	+	+	+	+	+	+	+	+	+	+	+	+	+	+	+	+	+	+	+	+	+	+	+	+	+		
Comments:																																		
Switches:																																		

SUBARU OUTBACK															year: 2004 →	without Keyless System								programme No: 177	from: 2013-03-13									
connector 15 pin															connector 8 pin								connector 10 pin											
OUT	OUT	OUT	OUT	OUT	OUT	OUT	OUT	OUT	OUT	OUT	OUT	OUT	OUT	OUT	+	-	CAN H	CAN L	CAN H	CAN L	OUT +/-	OUT +/-	OUT	IN	IN	IN	IN	IN	IN	IN	IN	IN	IN	IN
Driver door sensor	Passengers door sensor	Trunk sense	Hood sense	Factory alarm++	Armed state	Lock factory remote	Unlock factory remote	Switches combination	Hand brake	Speed 10kmph	Engine run	Engine speed (RPM)	Ignition	Key in ignition	PWR +12V	GND	CAN1-H	CAN1-L	CAN2-H	CAN2-L	Alter: control blinkers	Alt. contr. centr. lock.	Foot brake	Drivers door opening sim.	Stop engine	Start engine	Comfort closure	Trunk release	All doors unlock	Driver door unlock	All doors lock	Turn signal control		
1	2	3	4	5	6	7	8	9	10	11	12	13	14	15	1	2	3	4	5	6	7	8	1	2	3	4	5	6	7	8	9	10		
+	+	+	-	-	+	+	+	+	+	+	+	+	+	+	+	+	+	+	+	+	+	+	+	+	+	+	+	+	+	+	+	+		
Comments:																																		
Switches:																																		

SUBARU TRIBECA B9															year: 2006 →	without Keyless System								programme No: 197	from: 2013-03-13									
connector 15 pin															connector 8 pin								connector 10 pin											
OUT	OUT	OUT	OUT	OUT	OUT	OUT	OUT	OUT	OUT	OUT	OUT	OUT	OUT	OUT	+	-	CAN H	CAN L	CAN H	CAN L	OUT +/-	OUT +/-	OUT	IN	IN	IN	IN	IN	IN	IN	IN	IN	IN	IN
Driver door sensor	Passengers door sensor	Trunk sense	Hood sense	Factory alarm++	Armed state	Lock factory remote	Unlock factory remote	Switches combination	Hand brake	Speed 10kmph	Engine run	Engine speed (RPM)	Ignition	Key in ignition	PWR +12V	GND	CAN1-H	CAN1-L	CAN2-H	CAN2-L	Alter: control blinkers	Alt. contr. centr. lock.	Foot brake	Drivers door opening sim.	Stop engine	Start engine	Comfort closure	Trunk release	All doors unlock	Driver door unlock	All doors lock	Turn signal control		
1	2	3	4	5	6	7	8	9	10	11	12	13	14	15	1	2	3	4	5	6	7	8	1	2	3	4	5	6	7	8	9	10		
+	+	+	-	-	+	+	+	+	+	+	+	+	+	+	+	+	+	+	+	+	+	+	+	+	+	+	+	+	+	+	+	+		
Comments:																																		
Switches:																																		

SUBARU XV															year: 2012 →	with Keyless System only								programme No: 395	from: 2013-04-19									
connector 15 pin															connector 8 pin								connector 10 pin											
OUT	OUT	OUT	OUT	OUT	OUT	OUT	OUT	OUT	OUT	OUT	OUT	OUT	OUT	OUT	+	-	CAN H	CAN L	CAN H	CAN L	OUT +/-	OUT +/-	OUT	IN	IN	IN	IN	IN	IN	IN	IN	IN	IN	IN
Driver door sensor	Passengers door sensor	Trunk sense	Hood sense	Factory alarm++	Armed state	Lock factory remote	Unlock factory remote	Switches combination	Hand brake	Speed 10kmph	Engine run	Engine speed (RPM)	Ignition	Key in ignition	PWR +12V	GND	CAN1-H	CAN1-L	CAN2-H	CAN2-L	Alter: control blinkers	Alt. contr. centr. lock.	Foot brake	Drivers door opening sim.	Stop engine	Start engine	Comfort closure	Trunk release	All doors unlock	Driver door unlock	All doors lock	Turn signal control		
1	2	3	4	5	6	7	8	9	10	11	12	13	14	15	1	2	3	4	5	6	7	8	1	2	3	4	5	6	7	8	9	10		
+	+	+	-	-	+	+	+	+	+	+	+	+	+	+	+	+	+	+	+	+	+	+	+	+	+	+	+	+	+	+	+	+		
Comments:																																		
Switches:																																		

SUBARU XV year: **2012** → without Keyless System programme No: **395** from: **2013-04-19**

connector 15 pin															connector 8 pin								connector 10 pin											
OUT	OUT	OUT	OUT	OUT	OUT	OUT	OUT	OUT	OUT	OUT	OUT	OUT	OUT	OUT	+	-	CAN H	CAN L	CAN H	CAN L	OUT +/-	OUT +/-	OUT	IN	IN	IN	IN	IN	IN	IN	IN	IN	IN	IN
Driver door sensor	Passengers door sensor	Trunk sense	Hood sense	Factory alarm++	Armed state	Lock factory remote	Unlock factory remote	Switches combination	Hand brake	Speed 10kmph	Engine run	Engine speed (RPM)	Ignition	Key in ignition	PWR +12V	GND	CAN1-H	CAN1-L	CAN2-H	CAN2-L	Alter. control blinkers	Alt. contr. centr. lock.	Foot brake	Drivers door opening sim.	Stop engine	Start engine	Comfort closure	Trunk release	All doors unlock	Driver door unlock	All doors lock	Turn signal control		
1	2	3	4	5	6	7	8	9	10	11	12	13	14	15	1	2	3	4	5	6	7	8	1	2	3	4	5	6	7	8	9	10		
+	+	+	-	+	-	-	-	+	+	+	+	+	+	+	+	+	+	+	-	-	+	+	+	+	3	4	5	6	7	8	9	10		

Comments:

Switches:

SUZUKI GRAND VITARA year: **2008** → without Keyless System programme No: **115** from: **2013-06-24**

connector 15 pin															connector 8 pin								connector 10 pin											
OUT	OUT	OUT	OUT	OUT	OUT	OUT	OUT	OUT	OUT	OUT	OUT	OUT	OUT	OUT	+	-	CAN H	CAN L	CAN H	CAN L	OUT +/-	OUT +/-	OUT	IN	IN	IN	IN	IN	IN	IN	IN	IN	IN	IN
Driver door sensor	Passengers door sensor	Trunk sense	Hood sense	Factory alarm++	Armed state	Lock factory remote	Unlock factory remote	Switches combination	Hand brake	Speed 10kmph	Engine run	Engine speed (RPM)	Ignition	Key in ignition	PWR +12V	GND	CAN1-H	CAN1-L	CAN2-H	CAN2-L	Alter. control blinkers	Alt. contr. centr. lock.	Foot brake	Drivers door opening sim.	Stop engine	Start engine	Comfort closure	Trunk release	All doors unlock	Driver door unlock	All doors lock	Turn signal control		
1	2	3	4	5	6	7	8	9	10	11	12	13	14	15	1	2	3	4	5	6	7	8	1	2	3	4	5	6	7	8	9	10		
+	+	+	-	+	-	-	-	+	+	+	+	+	+	+	+	+	+	+	-	-	+	+	+	+	3	4	5	6	7	8	9	10		

Comments: If the module does not recognise ignition, program 168 has to be set (non-recognition is caused by variety of installed engines).

Switches:

SUZUKI GRAND VITARA year: **2008** → with Keyless System only programme No: **115** from: **2013-06-24**

connector 15 pin															connector 8 pin								connector 10 pin											
OUT	OUT	OUT	OUT	OUT	OUT	OUT	OUT	OUT	OUT	OUT	OUT	OUT	OUT	OUT	+	-	CAN H	CAN L	CAN H	CAN L	OUT +/-	OUT +/-	OUT	IN	IN	IN	IN	IN	IN	IN	IN	IN	IN	IN
Driver door sensor	Passengers door sensor	Trunk sense	Hood sense	Factory alarm++	Armed state	Lock factory remote	Unlock factory remote	Switches combination	Hand brake	Speed 10kmph	Engine run	Engine speed (RPM)	Ignition	Key in ignition	PWR +12V	GND	CAN1-H	CAN1-L	CAN2-H	CAN2-L	Alter. control blinkers	Alt. contr. centr. lock.	Foot brake	Drivers door opening sim.	Stop engine	Start engine	Comfort closure	Trunk release	All doors unlock	Driver door unlock	All doors lock	Turn signal control		
1	2	3	4	5	6	7	8	9	10	11	12	13	14	15	1	2	3	4	5	6	7	8	1	2	3	4	5	6	7	8	9	10		
+	+	+	-	+	-	-	-	+	+	+	+	+	+	+	+	+	+	+	-	-	+	+	+	+	3	4	5	6	7	8	9	10		

Comments: If the module does not recognise ignition, program 168 has to be set (non-recognition is caused by variety of installed engines).

Switches:

SUZUKI GRAND VITARA year: **2005** → with Keyless System only programme No: **115** from: **2013-06-24**

connector 15 pin															connector 8 pin								connector 10 pin											
OUT	OUT	OUT	OUT	OUT	OUT	OUT	OUT	OUT	OUT	OUT	OUT	OUT	OUT	OUT	+	-	CAN H	CAN L	CAN H	CAN L	OUT +/-	OUT +/-	OUT	IN	IN	IN	IN	IN	IN	IN	IN	IN	IN	IN
Driver door sensor	Passengers door sensor	Trunk sense	Hood sense	Factory alarm++	Armed state	Lock factory remote	Unlock factory remote	Switches combination	Hand brake	Speed 10kmph	Engine run	Engine speed (RPM)	Ignition	Key in ignition	PWR +12V	GND	CAN1-H	CAN1-L	CAN2-H	CAN2-L	Alter. control blinkers	Alt. contr. centr. lock.	Foot brake	Drivers door opening sim.	Stop engine	Start engine	Comfort closure	Trunk release	All doors unlock	Driver door unlock	All doors lock	Turn signal control		
1	2	3	4	5	6	7	8	9	10	11	12	13	14	15	1	2	3	4	5	6	7	8	1	2	3	4	5	6	7	8	9	10		
+	+	+	-	+	-	-	-	+	+	+	+	+	+	+	+	+	+	+	-	-	+	+	+	+	3	4	5	6	7	8	9	10		

Comments: If the module does not recognise ignition, program 168 has to be set (non-recognition is caused by variety of installed engines).

Switches:

SUZUKI GRAND VITARA year: **2005** → without Keyless System programme No: **115** from: **2013-06-24**

connector 15 pin															connector 8 pin								connector 10 pin											
OUT	OUT	OUT	OUT	OUT	OUT	OUT	OUT	OUT	OUT	OUT	OUT	OUT	OUT	OUT	+	-	CAN H	CAN L	CAN H	CAN L	OUT +/-	OUT +/-	OUT	IN	IN	IN	IN	IN	IN	IN	IN	IN	IN	IN
Driver door sensor	Passengers door sensor	Trunk sense	Hood sense	Factory alarm++	Armed state	Lock factory remote	Unlock factory remote	Switches combination	Hand brake	Speed 10kmph	Engine run	Engine speed (RPM)	Ignition	Key in ignition	PWR +12V	GND	CAN1-H	CAN1-L	CAN2-H	CAN2-L	Alter. control blinkers	Alt. contr. centr. lock.	Foot brake	Drivers door opening sim.	Stop engine	Start engine	Comfort closure	Trunk release	All doors unlock	Driver door unlock	All doors lock	Turn signal control		
1	2	3	4	5	6	7	8	9	10	11	12	13	14	15	1	2	3	4	5	6	7	8	1	2	3	4	5	6	7	8	9	10		
+	+	+	-	+	-	-	-	+	+	+	+	+	+	+	+	+	+	+	-	-	+	+	+	+	3	4	5	6	7	8	9	10		

Comments: If the module does not recognise ignition, program 168 has to be set (non-recognition is caused by variety of installed engines).

Switches:

SUZUKI KIZASHI year: **2010** → with and without Keyless System programme No: **415** from: **2013-06-11**

connector 15 pin															connector 8 pin								connector 10 pin											
OUT	OUT	OUT	OUT	OUT	OUT	OUT	OUT	OUT	OUT	OUT	OUT	OUT	OUT	OUT	+	-	CAN H	CAN L	CAN H	CAN L	OUT +/-	OUT +/-	OUT	IN	IN	IN	IN	IN	IN	IN	IN	IN	IN	IN
Driver door sensor	Passengers door sensor	Trunk sense	Hood sense	Factory alarm++	Armed state	Lock factory remote	Unlock factory remote	Switches combination	Hand brake	Speed 10kmph	Engine run	Engine speed (RPM)	Ignition	Key in ignition	PWR +12V	GND	CAN1-H	CAN1-L	CAN2-H	CAN2-L	Alter. control blinkers	Alt. contr. centr. lock.	Foot brake	Drivers door opening sim.	Stop engine	Start engine	Comfort closure	Trunk release	All doors unlock	Driver door unlock	All doors lock	Turn signal control		
1	2	3	4	5	6	7	8	9	10	11	12	13	14	15	1	2	3	4	5	6	7	8	1	2	3	4	5	6	7	8	9	10		
+	+	+	+	+	+	+	+	+	+	+	+	+	+	+	+	+	+	+	-	-	+	+	+	+	+	+	+	+	+	+	+	+		

Comments:

Switches:

SUZUKI SPLASH year: **2008** → without Keyless System programme No: **168** from: **2013-03-13**

connector 15 pin															connector 8 pin								connector 10 pin										
OUT	OUT	OUT	OUT	OUT	OUT	OUT	OUT	OUT	OUT	OUT	OUT	OUT	OUT	OUT	+	-	CAN H	CAN L	CAN H	CAN L	OUT +/-	OUT +/-	OUT	IN	IN	IN	IN	IN	IN	IN	IN	IN	IN
Driver door sensor	Passengers door sensor	Trunk sense	Hood sense	Factory alarm++	Armed state	Lock factory remote	Unlock factory remote	Switches combination	Hand brake	Speed 10kmph	Engine run	Engine speed (RPM)	Ignition	Key in ignition	PWR +12V	GND	CAN1-H	CAN1-L	CAN2-H	CAN2-L	Alter. control blinkers	Alt. contr. centr. lock.	Foot brake	Drivers door opening sim.	Stop engine	Start engine	Comfort closure	Trunk release	All doors unlock	Driver door unlock	All doors lock	Turn signal control	
1	2	3	4	5	6	7	8	9	10	11	12	13	14	15	1	2	3	4	5	6	7	8	1	2	3	4	5	6	7	8	9	10	
+	+	+	+	+	+	+	+	+	+	+	+	+	+	+	+	+	+	+	-	-	+	+	+	+	+	+	+	+	+	+	+	+	

Comments: If the module does not recognise ignition, program 115 has to be set (non-recognition is caused by variety of installed engines).

Switches:

SUZUKI SWIFT year: **2010** → with Keyless System only programme No: **115** from: **2013-06-24**

connector 15 pin															connector 8 pin								connector 10 pin										
OUT	OUT	OUT	OUT	OUT	OUT	OUT	OUT	OUT	OUT	OUT	OUT	OUT	OUT	OUT	+	-	CAN H	CAN L	CAN H	CAN L	OUT +/-	OUT +/-	OUT	IN	IN	IN	IN	IN	IN	IN	IN	IN	IN
Driver door sensor	Passengers door sensor	Trunk sense	Hood sense	Factory alarm++	Armed state	Lock factory remote	Unlock factory remote	Switches combination	Hand brake	Speed 10kmph	Engine run	Engine speed (RPM)	Ignition	Key in ignition	PWR +12V	GND	CAN1-H	CAN1-L	CAN2-H	CAN2-L	Alter. control blinkers	Alt. contr. centr. lock.	Foot brake	Drivers door opening sim.	Stop engine	Start engine	Comfort closure	Trunk release	All doors unlock	Driver door unlock	All doors lock	Turn signal control	
1	2	3	4	5	6	7	8	9	10	11	12	13	14	15	1	2	3	4	5	6	7	8	1	2	3	4	5	6	7	8	9	10	
+	+	+	+	+	+	+	+	+	+	+	+	+	+	+	+	+	+	+	-	-	+	+	+	+	+	+	+	+	+	+	+	+	

Comments: If the module does not recognise ignition, program 168 has to be set (non-recognition is caused by variety of installed engines).

Switches:

SUZUKI SWIFT year: **2010** → without Keyless System programme No: **115** from: **2013-06-24**

connector 15 pin															connector 8 pin								connector 10 pin										
OUT	OUT	OUT	OUT	OUT	OUT	OUT	OUT	OUT	OUT	OUT	OUT	OUT	OUT	OUT	+	-	CAN H	CAN L	CAN H	CAN L	OUT +/-	OUT +/-	OUT	IN	IN	IN	IN	IN	IN	IN	IN	IN	IN
Driver door sensor	Passengers door sensor	Trunk sense	Hood sense	Factory alarm++	Armed state	Lock factory remote	Unlock factory remote	Switches combination	Hand brake	Speed 10kmph	Engine run	Engine speed (RPM)	Ignition	Key in ignition	PWR +12V	GND	CAN1-H	CAN1-L	CAN2-H	CAN2-L	Alter. control blinkers	Alt. contr. centr. lock.	Foot brake	Drivers door opening sim.	Stop engine	Start engine	Comfort closure	Trunk release	All doors unlock	Driver door unlock	All doors lock	Turn signal control	
1	2	3	4	5	6	7	8	9	10	11	12	13	14	15	1	2	3	4	5	6	7	8	1	2	3	4	5	6	7	8	9	10	
+	+	+	+	+	+	+	+	+	+	+	+	+	+	+	+	+	+	+	-	-	+	+	+	+	+	+	+	+	+	+	+	+	

Comments: If the module does not recognise ignition, program 168 has to be set (non-recognition is caused by variety of installed engines).

Switches:

SUZUKI SWIFT year: **2005** → with Keyless System only programme No: **115** from: **2013-06-24**

connector 15 pin															connector 8 pin								connector 10 pin										
OUT	OUT	OUT	OUT	OUT	OUT	OUT	OUT	OUT	OUT	OUT	OUT	OUT	OUT	OUT	+	-	CAN H	CAN L	CAN H	CAN L	OUT +/-	OUT +/-	OUT	IN	IN	IN	IN	IN	IN	IN	IN	IN	IN
Driver door sensor	Passengers door sensor	Trunk sense	Hood sense	Factory alarm++	Armed state	Lock factory remote	Unlock factory remote	Switches combination	Hand brake	Speed 10kmph	Engine run	Engine speed (RPM)	Ignition	Key in ignition	PWR +12V	GND	CAN1-H	CAN1-L	CAN2-H	CAN2-L	Alter. control blinkers	Alt. contr. centr. lock.	Foot brake	Drivers door opening sim.	Stop engine	Start engine	Comfort closure	Trunk release	All doors unlock	Driver door unlock	All doors lock	Turn signal control	
1	2	3	4	5	6	7	8	9	10	11	12	13	14	15	1	2	3	4	5	6	7	8	1	2	3	4	5	6	7	8	9	10	
+	+	+	+	+	+	+	+	+	+	+	+	+	+	+	+	+	+	+	-	-	+	+	+	+	+	+	+	+	+	+	+	+	

Comments: If the module does not recognise ignition, program 168 has to be set (non-recognition is caused by variety of installed engines).

Switches:

SUZUKI SWIFT year: **2005** → without Keyless System programme No: **115** from: **2013-06-24**

connector 15 pin															connector 8 pin								connector 10 pin																															
OUT	OUT	OUT	OUT	OUT	OUT	OUT	OUT	OUT	OUT	OUT	OUT	OUT	OUT	OUT	+	-	CAN H	CAN L	CAN H	CAN L	OUT +/-	OUT +/-	OUT	IN	IN	IN	IN	IN	IN	IN	IN	IN	IN	IN																				
Driver door sensor	Passengers door sensor	Trunk sense	Hood sense	Factory alarm++	Armed state	Lock factory remote	Unlock factory remote	Switches combination	Hand brake	Speed 10kmph	Engine run	Engine speed (RPM)	Ignition	Key in ignition	PWR +12V	GND	CAN1-H	CAN1-L	CAN2-H	CAN2-L	Alter. control blinkers	Alt. contr. centr. lock.	Foot brake	Drivers door opening sim.	Stop engine	Start engine	Comfort closure	Trunk release	All doors unlock	Driver door unlock	All doors lock	Turn signal control	Contr. of factory alarm	Contr.c.lock. when ign.is on																				
1	2	3	4	5	6	7	8	9	10	11	12	13	14	15	1	2	3	4	5	6	7	8	1	2	3	4	5	6	7	8	9	10	+	+	+	+	+	+	+	+	+	+	+	+	+	+	+	+	+	+	+	+	+	+

Comments: If the module does not recognise ignition, program 168 has to be set (non-recognition is caused by variety of installed engines).

Switches:

SUZUKI SX4 year: **2010** → without Keyless System programme No: **115** from: **2013-06-24**

connector 15 pin															connector 8 pin								connector 10 pin																															
OUT	OUT	OUT	OUT	OUT	OUT	OUT	OUT	OUT	OUT	OUT	OUT	OUT	OUT	OUT	+	-	CAN H	CAN L	CAN H	CAN L	OUT +/-	OUT +/-	OUT	IN	IN	IN	IN	IN	IN	IN	IN	IN	IN	IN																				
Driver door sensor	Passengers door sensor	Trunk sense	Hood sense	Factory alarm++	Armed state	Lock factory remote	Unlock factory remote	Switches combination	Hand brake	Speed 10kmph	Engine run	Engine speed (RPM)	Ignition	Key in ignition	PWR +12V	GND	CAN1-H	CAN1-L	CAN2-H	CAN2-L	Alter. control blinkers	Alt. contr. centr. lock.	Foot brake	Drivers door opening sim.	Stop engine	Start engine	Comfort closure	Trunk release	All doors unlock	Driver door unlock	All doors lock	Turn signal control	Contr. of factory alarm	Contr.c.lock. when ign.is on																				
1	2	3	4	5	6	7	8	9	10	11	12	13	14	15	1	2	3	4	5	6	7	8	1	2	3	4	5	6	7	8	9	10	+	+	+	+	+	+	+	+	+	+	+	+	+	+	+	+	+	+	+	+	+	+

Comments:

Switches:

SUZUKI SX4 year: **2010** → with Keyless System programme No: **115** from: **2013-06-24**

connector 15 pin															connector 8 pin								connector 10 pin																															
OUT	OUT	OUT	OUT	OUT	OUT	OUT	OUT	OUT	OUT	OUT	OUT	OUT	OUT	OUT	+	-	CAN H	CAN L	CAN H	CAN L	OUT +/-	OUT +/-	OUT	IN	IN	IN	IN	IN	IN	IN	IN	IN	IN	IN																				
Driver door sensor	Passengers door sensor	Trunk sense	Hood sense	Factory alarm++	Armed state	Lock factory remote	Unlock factory remote	Switches combination	Hand brake	Speed 10kmph	Engine run	Engine speed (RPM)	Ignition	Key in ignition	PWR +12V	GND	CAN1-H	CAN1-L	CAN2-H	CAN2-L	Alter. control blinkers	Alt. contr. centr. lock.	Foot brake	Drivers door opening sim.	Stop engine	Start engine	Comfort closure	Trunk release	All doors unlock	Driver door unlock	All doors lock	Turn signal control	Contr. of factory alarm	Contr.c.lock. when ign.is on																				
1	2	3	4	5	6	7	8	9	10	11	12	13	14	15	1	2	3	4	5	6	7	8	1	2	3	4	5	6	7	8	9	10	+	+	+	+	+	+	+	+	+	+	+	+	+	+	+	+	+	+	+	+	+	+

Comments:

Switches:

SUZUKI SX4 year: **2006** → without Keyless System programme No: **115** from: **2013-06-24**

connector 15 pin															connector 8 pin								connector 10 pin																															
OUT	OUT	OUT	OUT	OUT	OUT	OUT	OUT	OUT	OUT	OUT	OUT	OUT	OUT	OUT	+	-	CAN H	CAN L	CAN H	CAN L	OUT +/-	OUT +/-	OUT	IN	IN	IN	IN	IN	IN	IN	IN	IN	IN	IN																				
Driver door sensor	Passengers door sensor	Trunk sense	Hood sense	Factory alarm++	Armed state	Lock factory remote	Unlock factory remote	Switches combination	Hand brake	Speed 10kmph	Engine run	Engine speed (RPM)	Ignition	Key in ignition	PWR +12V	GND	CAN1-H	CAN1-L	CAN2-H	CAN2-L	Alter. control blinkers	Alt. contr. centr. lock.	Foot brake	Drivers door opening sim.	Stop engine	Start engine	Comfort closure	Trunk release	All doors unlock	Driver door unlock	All doors lock	Turn signal control	Contr. of factory alarm	Contr.c.lock. when ign.is on																				
1	2	3	4	5	6	7	8	9	10	11	12	13	14	15	1	2	3	4	5	6	7	8	1	2	3	4	5	6	7	8	9	10	+	+	+	+	+	+	+	+	+	+	+	+	+	+	+	+	+	+	+	+	+	+

Comments: If the module does not recognise ignition, program 168 has to be set (non-recognition is caused by variety of installed engines).

Switches:

SUZUKI SX4 year: **2006** → with Keyless System only programme No: **115** from: **2013-06-24**

connector 15 pin															connector 8 pin								connector 10 pin																															
OUT	OUT	OUT	OUT	OUT	OUT	OUT	OUT	OUT	OUT	OUT	OUT	OUT	OUT	OUT	+	-	CAN H	CAN L	CAN H	CAN L	OUT +/-	OUT +/-	OUT	IN	IN	IN	IN	IN	IN	IN	IN	IN	IN	IN																				
Driver door sensor	Passengers door sensor	Trunk sense	Hood sense	Factory alarm++	Armed state	Lock factory remote	Unlock factory remote	Switches combination	Hand brake	Speed 10kmph	Engine run	Engine speed (RPM)	Ignition	Key in ignition	PWR +12V	GND	CAN1-H	CAN1-L	CAN2-H	CAN2-L	Alter. control blinkers	Alt. contr. centr. lock.	Foot brake	Drivers door opening sim.	Stop engine	Start engine	Comfort closure	Trunk release	All doors unlock	Driver door unlock	All doors lock	Turn signal control	Contr. of factory alarm	Contr.c.lock. when ign.is on																				
1	2	3	4	5	6	7	8	9	10	11	12	13	14	15	1	2	3	4	5	6	7	8	1	2	3	4	5	6	7	8	9	10	+	+	+	+	+	+	+	+	+	+	+	+	+	+	+	+	+	+	+	+	+	+

Comments: If the module does not recognise ignition, program 168 has to be set (non-recognition is caused by variety of installed engines).

Switches:

SUZUKI XL7															year: 2008 →	programme №: 149								from: 2013-03-13																				
connector 15 pin															connector 8 pin								connector 10 pin																					
OUT	OUT	OUT	OUT	OUT	OUT	OUT	OUT	OUT	OUT	OUT	OUT	OUT	OUT	OUT	+	-	CAN H	CAN L	CAN H	CAN L	OUT +/-	OUT +/-	OUT	IN	IN	IN	IN	IN	IN	IN	IN	IN	IN	IN										
Driver door sensor	Passengers door sensor	Trunk sense	Hood sense	Factory alarm++	Armed state	Lock factory remote	Unlock factory remote	Switches combination	Hand brake	Speed 10kmph	Engine run	Engine speed (RPM)	Ignition	Key in ignition	PWR +12V	GND	CAN1-H	CAN1-L	CAN2-H	CAN2-L	Alter. control blinkers	Alt. contr. centr. lock.	Foot brake	Drivers door opening sim.	Stop engine	Start engine	Comfort closure	Trunk release	All doors unlock	Driver door unlock	All doors lock	Turn signal control	Contr. of factory alarm	Contr.c.lock. when ign.is on										
1	2	3	4	5	6	7	8	9	10	11	12	13	14	15	1	2	3	4	5	6	7	8	1	2	3	4	5	6	7	8	9	10	1	2	3	4	5	6	7	8	9	10	1	2
+	+	+	-	+	+	+	+	+	+	+	+	+	+	+	+	+	+	+	-	-	+	+	+	+	3	4	5	6	+	+	+	+	+	+	+	+								

TOYOTA AURIS															year: 2013 →	with and without Keyless System								programme №: 338		from: 2013-04-10										
connector 15 pin															connector 8 pin								connector 10 pin													
OUT	OUT	OUT	OUT	OUT	OUT	OUT	OUT	OUT	OUT	OUT	OUT	OUT	OUT	OUT	+	-	CAN H	CAN L	CAN H	CAN L	OUT +/-	OUT +/-	OUT	IN	IN	IN	IN	IN	IN	IN	IN	IN	IN	IN		
Driver door sensor	Passengers door sensor	Trunk sense	Hood sense	Factory alarm++	Armed state	Lock factory remote	Unlock factory remote	Switches combination	Hand brake	Speed 10kmph	Engine run	Engine speed (RPM)	Ignition	Key in ignition	PWR +12V	GND	CAN1-H	CAN1-L	CAN2-H	CAN2-L	Alter. control blinkers	Alt. contr. centr. lock.	Foot brake	Drivers door opening sim.	Stop engine	Start engine	Comfort closure	Trunk release	All doors unlock	Driver door unlock	All doors lock	Turn signal control	Contr. of factory alarm	Contr.c.lock. when ign.is on		
1	2	3	4	5	6	7	8	9	10	11	12	13	14	15	1	2	3	4	5	6	7	8	1	2	3	4	5	6	7	8	9	10	1	2		
+	+	+	-	+	+	+	+	+	+	+	+	+	+	+	+	+	+	+	-	-	+	+	+	+	3	4	5	6	+	+	+	+	+	+	1	2

Comments: When the car is closed with factory remote control, 10/12 & 11/12 way-in does not work.

TOYOTA AURIS															year: 2013 →	with and without Keyless System								programme №: 338		from: 2013-04-10										
connector 15 pin															connector 8 pin								connector 10 pin													
OUT	OUT	OUT	OUT	OUT	OUT	OUT	OUT	OUT	OUT	OUT	OUT	OUT	OUT	OUT	+	-	CAN H	CAN L	CAN H	CAN L	OUT +/-	OUT +/-	OUT	IN	IN	IN	IN	IN	IN	IN	IN	IN	IN	IN		
Driver door sensor	Passengers door sensor	Trunk sense	Hood sense	Factory alarm++	Armed state	Lock factory remote	Unlock factory remote	Switches combination	Hand brake	Speed 10kmph	Engine run	Engine speed (RPM)	Ignition	Key in ignition	PWR +12V	GND	CAN1-H	CAN1-L	CAN2-H	CAN2-L	Alter. control blinkers	Alt. contr. centr. lock.	Foot brake	Drivers door opening sim.	Stop engine	Start engine	Comfort closure	Trunk release	All doors unlock	Driver door unlock	All doors lock	Turn signal control	Contr. of factory alarm	Contr.c.lock. when ign.is on		
1	2	3	4	5	6	7	8	9	10	11	12	13	14	15	1	2	3	4	5	6	7	8	1	2	3	4	5	6	7	8	9	10	1	2		
+	+	+	-	+	+	+	+	+	+	+	+	+	+	+	+	+	+	+	-	-	+	+	+	+	3	4	5	6	+	+	+	+	+	+	1	2

Comments: When the car is closed with factory remote control, 10/12 & 11/12 way-in does not work.

TOYOTA AURIS															year: 2007 →	with and without Keyless System								programme №: 138		from: 2013-09-12										
connector 15 pin															connector 8 pin								connector 10 pin													
OUT	OUT	OUT	OUT	OUT	OUT	OUT	OUT	OUT	OUT	OUT	OUT	OUT	OUT	OUT	+	-	CAN H	CAN L	CAN H	CAN L	OUT +/-	OUT +/-	OUT	IN	IN	IN	IN	IN	IN	IN	IN	IN	IN	IN		
Driver door sensor	Passengers door sensor	Trunk sense	Hood sense	Factory alarm++	Armed state	Lock factory remote	Unlock factory remote	Switches combination	Hand brake	Speed 10kmph	Engine run	Engine speed (RPM)	Ignition	Key in ignition	PWR +12V	GND	CAN1-H	CAN1-L	CAN2-H	CAN2-L	Alter. control blinkers	Alt. contr. centr. lock.	Foot brake	Drivers door opening sim.	Stop engine	Start engine	Comfort closure	Trunk release	All doors unlock	Driver door unlock	All doors lock	Turn signal control	Contr. of factory alarm	Contr.c.lock. when ign.is on		
1	2	3	4	5	6	7	8	9	10	11	12	13	14	15	1	2	3	4	5	6	7	8	1	2	3	4	5	6	7	8	9	10	1	2		
+	+	+	+	+	+	+	+	+	+	+	+	+	+	+	+	+	+	+	-	-	+	+	+	+	3	4	5	6	+	+	+	+	+	+	1	2

Comments: When the car is closed with factory remote control, "All doors unlock" & "Driver door unlock" function does not work.

TOYOTA AVENSIS															year: 2012 →	with and without Keyless System								programme №: 138		from: 2013-09-12										
connector 15 pin															connector 8 pin								connector 10 pin													
OUT	OUT	OUT	OUT	OUT	OUT	OUT	OUT	OUT	OUT	OUT	OUT	OUT	OUT	OUT	+	-	CAN H	CAN L	CAN H	CAN L	OUT +/-	OUT +/-	OUT	IN	IN	IN	IN	IN	IN	IN	IN	IN	IN	IN		
Driver door sensor	Passengers door sensor	Trunk sense	Hood sense	Factory alarm++	Armed state	Lock factory remote	Unlock factory remote	Switches combination	Hand brake	Speed 10kmph	Engine run	Engine speed (RPM)	Ignition	Key in ignition	PWR +12V	GND	CAN1-H	CAN1-L	CAN2-H	CAN2-L	Alter. control blinkers	Alt. contr. centr. lock.	Foot brake	Drivers door opening sim.	Stop engine	Start engine	Comfort closure	Trunk release	All doors unlock	Driver door unlock	All doors lock	Turn signal control	Contr. of factory alarm	Contr.c.lock. when ign.is on		
1	2	3	4	5	6	7	8	9	10	11	12	13	14	15	1	2	3	4	5	6	7	8	1	2	3	4	5	6	7	8	9	10	1	2		
+	+	+	-	+	+	+	+	+	+	+	+	+	+	+	+	+	+	+	-	-	+	+	+	+	3	4	5	6	+	+	+	+	+	+	1	2

Comments: When the car is closed with factory remote control, the functions "All doors unlock" & "Driver door unlock" does not work. Function "Comfort closure" works only when ignition is on. A module controls the car windows witch are marked on driver's door with the letter "A".

TOYOTA AVENSIS year: **2009** → with and without Keyless System programme No: **138** from: **2013-09-12**

connector 15 pin															connector 8 pin								connector 10 pin											
OUT	OUT	OUT	OUT	OUT	OUT	OUT	OUT	OUT	OUT	OUT	OUT	OUT	OUT	OUT	+	-	CAN H	CAN L	CAN H	CAN L	OUT +/-	OUT +/-	OUT	IN	IN	IN	IN	IN	IN	IN	IN	IN	IN	IN
Driver door sensor	Passengers door sensor	Trunk sense	Hood sense	Factory alarm++	Armed state	Lock factory remote	Unlock factory remote	Switches combination	Hand brake	Speed 10kmph	Engine run	Engine speed (RPM)	Ignition	Key in ignition	PWR +12V	GND	CAN1-H	CAN1-L	CAN2-H	CAN2-L	Alter. control blinkers	Alt. contr. centr. lock.	Foot brake	Drivers door opening sim.	Stop engine	Start engine	Comfort closure	Trunk release	All doors unlock	Driver door unlock	All doors lock	Turn signal control		
1	2	3	4	5	6	7	8	9	10	11	12	13	14	15	1	2	3	4	5	6	7	8	1	2	3	4	5	6	7	8	9	10		
+	+	+	+	+	+	+	+	+	+	+	+	+	+	+	+	+	+	+	-	-	+	-	+	+	3	4	5	+	+	+	+	+		

Comments: When the car is closed with factory remote control, "All doors unlock" & "Driver door unlock" function does not work. A module controls the car windows witch are marked on driver's door with the letter "A".

Switches:

TOYOTA CAMRY year: **2012** → with and without Keyless System programme No: **338** from: **2013-04-10**

connector 15 pin															connector 8 pin								connector 10 pin											
OUT	OUT	OUT	OUT	OUT	OUT	OUT	OUT	OUT	OUT	OUT	OUT	OUT	OUT	OUT	+	-	CAN H	CAN L	CAN H	CAN L	OUT +/-	OUT +/-	OUT	IN	IN	IN	IN	IN	IN	IN	IN	IN	IN	IN
Driver door sensor	Passengers door sensor	Trunk sense	Hood sense	Factory alarm++	Armed state	Lock factory remote	Unlock factory remote	Switches combination	Hand brake	Speed 10kmph	Engine run	Engine speed (RPM)	Ignition	Key in ignition	PWR +12V	GND	CAN1-H	CAN1-L	CAN2-H	CAN2-L	Alter. control blinkers	Alt. contr. centr. lock.	Foot brake	Drivers door opening sim.	Stop engine	Start engine	Comfort closure	Trunk release	All doors unlock	Driver door unlock	All doors lock	Turn signal control		
1	2	3	4	5	6	7	8	9	10	11	12	13	14	15	1	2	3	4	5	6	7	8	1	2	3	4	5	6	7	8	9	10		
+	+	+	+	+	+	+	+	+	+	+	+	+	+	+	+	+	+	+	-	-	+	-	+	+	3	4	5	+	+	+	+	+		

Comments: When the car is closed with factory remote control, the functions "All doors unlock" & "Driver door unlock" does not work. A module controls the car windows witch are marked on driver's door with the letter "A".

Switches:

TOYOTA CAMRY year: **2007** → with and without Keyless System programme No: **138** from: **2013-09-12**

connector 15 pin															connector 8 pin								connector 10 pin											
OUT	OUT	OUT	OUT	OUT	OUT	OUT	OUT	OUT	OUT	OUT	OUT	OUT	OUT	OUT	+	-	CAN H	CAN L	CAN H	CAN L	OUT +/-	OUT +/-	OUT	IN	IN	IN	IN	IN	IN	IN	IN	IN	IN	IN
Driver door sensor	Passengers door sensor	Trunk sense	Hood sense	Factory alarm++	Armed state	Lock factory remote	Unlock factory remote	Switches combination	Hand brake	Speed 10kmph	Engine run	Engine speed (RPM)	Ignition	Key in ignition	PWR +12V	GND	CAN1-H	CAN1-L	CAN2-H	CAN2-L	Alter. control blinkers	Alt. contr. centr. lock.	Foot brake	Drivers door opening sim.	Stop engine	Start engine	Comfort closure	Trunk release	All doors unlock	Driver door unlock	All doors lock	Turn signal control		
1	2	3	4	5	6	7	8	9	10	11	12	13	14	15	1	2	3	4	5	6	7	8	1	2	3	4	5	6	7	8	9	10		
+	+	+	+	+	+	+	+	+	+	+	+	+	+	+	+	+	+	+	-	-	+	-	+	+	3	4	5	+	+	+	+	+		

Comments: When the car is closed with factory remote control, "All doors unlock" & "Driver door unlock" function does not work. A module controls the car windows witch are marked on driver's door with the letter "A".

Switches:

TOYOTA COROLLA year: **2013** → with and without Keyless System programme No: **338** from: **2013-04-10**

connector 15 pin															connector 8 pin								connector 10 pin											
OUT	OUT	OUT	OUT	OUT	OUT	OUT	OUT	OUT	OUT	OUT	OUT	OUT	OUT	OUT	+	-	CAN H	CAN L	CAN H	CAN L	OUT +/-	OUT +/-	OUT	IN	IN	IN	IN	IN	IN	IN	IN	IN	IN	IN
Driver door sensor	Passengers door sensor	Trunk sense	Hood sense	Factory alarm++	Armed state	Lock factory remote	Unlock factory remote	Switches combination	Hand brake	Speed 10kmph	Engine run	Engine speed (RPM)	Ignition	Key in ignition	PWR +12V	GND	CAN1-H	CAN1-L	CAN2-H	CAN2-L	Alter. control blinkers	Alt. contr. centr. lock.	Foot brake	Drivers door opening sim.	Stop engine	Start engine	Comfort closure	Trunk release	All doors unlock	Driver door unlock	All doors lock	Turn signal control		
1	2	3	4	5	6	7	8	9	10	11	12	13	14	15	1	2	3	4	5	6	7	8	1	2	3	4	5	6	7	8	9	10		
+	+	+	-	+	+	+	+	+	+	+	+	+	+	+	+	+	+	+	-	-	+	-	+	+	3	4	5	+	+	+	+	+		

Comments: When the car is closed with factory remote control, "All doors unlock" function does not work.

Switches:

TOYOTA COROLLA year: **2010** → with and without Keyless System programme No: **138** from: **2013-09-12**

connector 15 pin															connector 8 pin								connector 10 pin											
OUT	OUT	OUT	OUT	OUT	OUT	OUT	OUT	OUT	OUT	OUT	OUT	OUT	OUT	OUT	+	-	CAN H	CAN L	CAN H	CAN L	OUT +/-	OUT +/-	OUT	IN	IN	IN	IN	IN	IN	IN	IN	IN	IN	IN
Driver door sensor	Passengers door sensor	Trunk sense	Hood sense	Factory alarm++	Armed state	Lock factory remote	Unlock factory remote	Switches combination	Hand brake	Speed 10kmph	Engine run	Engine speed (RPM)	Ignition	Key in ignition	PWR +12V	GND	CAN1-H	CAN1-L	CAN2-H	CAN2-L	Alter. control blinkers	Alt. contr. centr. lock.	Foot brake	Drivers door opening sim.	Stop engine	Start engine	Comfort closure	Trunk release	All doors unlock	Driver door unlock	All doors lock	Turn signal control		
1	2	3	4	5	6	7	8	9	10	11	12	13	14	15	1	2	3	4	5	6	7	8	1	2	3	4	5	6	7	8	9	10		
+	+	+	+	+	+	+	+	+	+	+	+	+	+	+	+	+	+	+	-	-	+	-	+	+	3	4	5	+	+	+	+	+		



Comments: When the car is closed with factory remote control, "All doors unlock" & "Driver door unlock" function does not work.

Switches:

TOYOTA COROLLA year: 2007 → with and without Keyless System programme №: 138 from: 2013-09-12

connector 15 pin															connector 8 pin								connector 10 pin											
OUT	OUT	OUT	OUT	OUT	OUT	OUT	OUT	OUT	OUT	OUT	OUT	OUT	OUT	OUT	+	-	CAN H	CAN L	CAN H	CAN L	OUT +/-	OUT +/-	OUT	IN	IN	IN	IN	IN	IN	IN	IN	IN	IN	IN
Driver door sensor	Passengers door sensor	Trunk sense	Hood sense	Factory alarm++	Armed state	Lock factory remote	Unlock factory remote	Switches combination	Hand brake	Speed 10kmph	Engine run	Engine speed (RPM)	Ignition	Key in ignition	PWR +12V	GND	CAN1-H	CAN1-L	CAN2-H	CAN2-L	Alter. control blinkers	Alt. contr. centr. lock.	Foot brake	Drivers door opening sim.	Stop engine	Start engine	Comfort closure	Trunk release	All doors unlock	Driver door unlock	All doors lock	Turn signal control		
1	2	3	4	5	6	7	8	9	10	11	12	13	14	15	1	2	3	4	5	6	7	8	1	2	3	4	5	6	7	8	9	10		
+	+	+	+	+	+	+	+	+	+	+	+	+	+	+	+	+	+	+	-	-	+	+	+	+	3	4	5	6	7	8	9	10		



Comments:

Switches:  

TOYOTA FJ CRUISER year: 2007 → without Keyless System programme №: 138 from: 2013-09-12

connector 15 pin															connector 8 pin								connector 10 pin											
OUT	OUT	OUT	OUT	OUT	OUT	OUT	OUT	OUT	OUT	OUT	OUT	OUT	OUT	OUT	+	-	CAN H	CAN L	CAN H	CAN L	OUT +/-	OUT +/-	OUT	IN	IN	IN	IN	IN	IN	IN	IN	IN	IN	IN
Driver door sensor	Passengers door sensor	Trunk sense	Hood sense	Factory alarm++	Armed state	Lock factory remote	Unlock factory remote	Switches combination	Hand brake	Speed 10kmph	Engine run	Engine speed (RPM)	Ignition	Key in ignition	PWR +12V	GND	CAN1-H	CAN1-L	CAN2-H	CAN2-L	Alter. control blinkers	Alt. contr. centr. lock.	Foot brake	Drivers door opening sim.	Stop engine	Start engine	Comfort closure	Trunk release	All doors unlock	Driver door unlock	All doors lock	Turn signal control		
1	2	3	4	5	6	7	8	9	10	11	12	13	14	15	1	2	3	4	5	6	7	8	1	2	3	4	5	6	7	8	9	10		
+	+	+	+	+	+	+	+	+	+	+	+	+	+	+	+	+	+	+	-	-	+	+	+	+	3	4	5	6	7	8	9	10		



Comments:

Switches:  

TOYOTA GT 86 year: 2012 → with and without Keyless System programme №: 392 from: 2013-04-11

connector 15 pin															connector 8 pin								connector 10 pin											
OUT	OUT	OUT	OUT	OUT	OUT	OUT	OUT	OUT	OUT	OUT	OUT	OUT	OUT	OUT	+	-	CAN H	CAN L	CAN H	CAN L	OUT +/-	OUT +/-	OUT	IN	IN	IN	IN	IN	IN	IN	IN	IN	IN	IN
Driver door sensor	Passengers door sensor	Trunk sense	Hood sense	Factory alarm++	Armed state	Lock factory remote	Unlock factory remote	Switches combination	Hand brake	Speed 10kmph	Engine run	Engine speed (RPM)	Ignition	Key in ignition	PWR +12V	GND	CAN1-H	CAN1-L	CAN2-H	CAN2-L	Alter. control blinkers	Alt. contr. centr. lock.	Foot brake	Drivers door opening sim.	Stop engine	Start engine	Comfort closure	Trunk release	All doors unlock	Driver door unlock	All doors lock	Turn signal control		
1	2	3	4	5	6	7	8	9	10	11	12	13	14	15	1	2	3	4	5	6	7	8	1	2	3	4	5	6	7	8	9	10		
+	+	+	+	+	+	+	+	+	+	+	+	+	+	+	+	+	+	+	-	-	+	+	+	+	3	4	5	6	7	8	9	10		



Comments:

Switches:  

TOYOTA HIGHLANDER year: 2011 → with and without Keyless System programme №: 138 from: 2013-09-12

connector 15 pin															connector 8 pin								connector 10 pin											
OUT	OUT	OUT	OUT	OUT	OUT	OUT	OUT	OUT	OUT	OUT	OUT	OUT	OUT	OUT	+	-	CAN H	CAN L	CAN H	CAN L	OUT +/-	OUT +/-	OUT	IN	IN	IN	IN	IN	IN	IN	IN	IN	IN	IN
Driver door sensor	Passengers door sensor	Trunk sense	Hood sense	Factory alarm++	Armed state	Lock factory remote	Unlock factory remote	Switches combination	Hand brake	Speed 10kmph	Engine run	Engine speed (RPM)	Ignition	Key in ignition	PWR +12V	GND	CAN1-H	CAN1-L	CAN2-H	CAN2-L	Alter. control blinkers	Alt. contr. centr. lock.	Foot brake	Drivers door opening sim.	Stop engine	Start engine	Comfort closure	Trunk release	All doors unlock	Driver door unlock	All doors lock	Turn signal control		
1	2	3	4	5	6	7	8	9	10	11	12	13	14	15	1	2	3	4	5	6	7	8	1	2	3	4	5	6	7	8	9	10		
+	+	+	+	+	+	+	+	+	+	+	+	+	+	+	+	+	+	+	-	-	+	+	+	+	3	4	5	6	7	8	9	10		



Comments: When the car is closed with factory remote control, the functions "All doors unlock" & "Driver door unlock" does not work. A module controls the car windows witch are marked on driver's door with the letter "A".

Switches:  

TOYOTA HIGHLANDER year: 2008 → with and without Keyless System programme №: 138 from: 2013-09-12

connector 15 pin															connector 8 pin								connector 10 pin											
OUT	OUT	OUT	OUT	OUT	OUT	OUT	OUT	OUT	OUT	OUT	OUT	OUT	OUT	OUT	+	-	CAN H	CAN L	CAN H	CAN L	OUT +/-	OUT +/-	OUT	IN	IN	IN	IN	IN	IN	IN	IN	IN	IN	IN
Driver door sensor	Passengers door sensor	Trunk sense	Hood sense	Factory alarm++	Armed state	Lock factory remote	Unlock factory remote	Switches combination	Hand brake	Speed 10kmph	Engine run	Engine speed (RPM)	Ignition	Key in ignition	PWR +12V	GND	CAN1-H	CAN1-L	CAN2-H	CAN2-L	Alter. control blinkers	Alt. contr. centr. lock.	Foot brake	Drivers door opening sim.	Stop engine	Start engine	Comfort closure	Trunk release	All doors unlock	Driver door unlock	All doors lock	Turn signal control		
1	2	3	4	5	6	7	8	9	10	11	12	13	14	15	1	2	3	4	5	6	7	8	1	2	3	4	5	6	7	8	9	10		
+	+	+	+	+	+	+	+	+	+	+	+	+	+	+	+	+	+	+	-	-	+	+	+	+	3	4	5	6	7	8	9	10		

Comments: When the car is closed with factory remote control, the functions "All doors unlock" & "Driver door unlock" does not work. A module controls the car windows witch are marked on driver's door with the letter "A".

Switches:  

TOYOTA IQ year: **2009** → with and without Keyless System programme №: **138** from: **2013-09-12**

connector 15 pin															connector 8 pin								connector 10 pin											
OUT	OUT	OUT	OUT	OUT	OUT	OUT	OUT	OUT	OUT	OUT	OUT	OUT	OUT	OUT	+	-	CAN H	CAN L	CAN H	CAN L	OUT +/-	OUT +/-	OUT	IN	IN	IN	IN	IN	IN	IN	IN	IN	IN	IN
Driver door sensor	Passengers door sensor	Trunk sense	Hood sense	Factory alarm++	Armed state	Lock factory remote	Unlock factory remote	Switches combination	Hand brake	Speed 10kmph	Engine run	Engine speed (RPM)	Ignition	Key in ignition	PWR +12V	GND	CAN1-H	CAN1-L	CAN2-H	CAN2-L	Alter. control blinkers	Alt. contr. centr. lock.	Foot brake	Drivers door opening sim.	Stop engine	Start engine	Comfort closure	Trunk release	All doors unlock	Driver door unlock	All doors lock	Turn signal control		
1	2	3	4	5	6	7	8	9	10	11	12	13	14	15	1	2	3	4	5	6	7	8	1	2	3	4	5	6	7	8	9	10		
+	+	+	+	+	+	+	+	+	+	+	+	+	+	+	+	+	+	+	-	-	+	+	+	+	+	+	+	+	+	+	+	+		

Comments: When the car is closed with factory remote control, "All doors unlock"™ & "Driver door unlock" function does not work.

Switches:

TOYOTA LAND CRUISER 150 (PRADO) year: **2012** → with and without Keyless System programme №: **138** from: **2013-09-12**

connector 15 pin															connector 8 pin								connector 10 pin											
OUT	OUT	OUT	OUT	OUT	OUT	OUT	OUT	OUT	OUT	OUT	OUT	OUT	OUT	OUT	+	-	CAN H	CAN L	CAN H	CAN L	OUT +/-	OUT +/-	OUT	IN	IN	IN	IN	IN	IN	IN	IN	IN	IN	IN
Driver door sensor	Passengers door sensor	Trunk sense	Hood sense	Factory alarm++	Armed state	Lock factory remote	Unlock factory remote	Switches combination	Hand brake	Speed 10kmph	Engine run	Engine speed (RPM)	Ignition	Key in ignition	PWR +12V	GND	CAN1-H	CAN1-L	CAN2-H	CAN2-L	Alter. control blinkers	Alt. contr. centr. lock.	Foot brake	Drivers door opening sim.	Stop engine	Start engine	Comfort closure	Trunk release	All doors unlock	Driver door unlock	All doors lock	Turn signal control		
1	2	3	4	5	6	7	8	9	10	11	12	13	14	15	1	2	3	4	5	6	7	8	1	2	3	4	5	6	7	8	9	10		
+	+	+	-	+	+	+	+	+	+	+	+	+	+	+	+	+	+	+	-	-	+	+	+	+	+	+	+	+	+	+	+	+		

Comments: When the car is closed with factory remote control, the functions "All doors unlock"™ & "Driver door unlock" does not work. A module controls the car windows witch are marked on driver's door with the letter "A".

Switches:

TOYOTA LAND CRUISER 150 (PRADO) year: **2010** → with and without Keyless System programme №: **138** from: **2013-09-12**

connector 15 pin															connector 8 pin								connector 10 pin											
OUT	OUT	OUT	OUT	OUT	OUT	OUT	OUT	OUT	OUT	OUT	OUT	OUT	OUT	OUT	+	-	CAN H	CAN L	CAN H	CAN L	OUT +/-	OUT +/-	OUT	IN	IN	IN	IN	IN	IN	IN	IN	IN	IN	IN
Driver door sensor	Passengers door sensor	Trunk sense	Hood sense	Factory alarm++	Armed state	Lock factory remote	Unlock factory remote	Switches combination	Hand brake	Speed 10kmph	Engine run	Engine speed (RPM)	Ignition	Key in ignition	PWR +12V	GND	CAN1-H	CAN1-L	CAN2-H	CAN2-L	Alter. control blinkers	Alt. contr. centr. lock.	Foot brake	Drivers door opening sim.	Stop engine	Start engine	Comfort closure	Trunk release	All doors unlock	Driver door unlock	All doors lock	Turn signal control		
1	2	3	4	5	6	7	8	9	10	11	12	13	14	15	1	2	3	4	5	6	7	8	1	2	3	4	5	6	7	8	9	10		
+	+	+	+	+	+	+	+	+	+	+	+	+	+	+	+	+	+	+	-	-	+	+	+	+	+	+	+	+	+	+	+	+		

Comments: When the car is closed with factory remote control, the functions "All doors unlock"™ & "Driver door unlock" does not work. A module controls the car windows witch are marked on driver's door with the letter "A".

Switches:

TOYOTA LAND CRUISER 200 (V8) year: **2012** → with and without Keyless System programme №: **138** from: **2013-09-12**

connector 15 pin															connector 8 pin								connector 10 pin											
OUT	OUT	OUT	OUT	OUT	OUT	OUT	OUT	OUT	OUT	OUT	OUT	OUT	OUT	OUT	+	-	CAN H	CAN L	CAN H	CAN L	OUT +/-	OUT +/-	OUT	IN	IN	IN	IN	IN	IN	IN	IN	IN	IN	IN
Driver door sensor	Passengers door sensor	Trunk sense	Hood sense	Factory alarm++	Armed state	Lock factory remote	Unlock factory remote	Switches combination	Hand brake	Speed 10kmph	Engine run	Engine speed (RPM)	Ignition	Key in ignition	PWR +12V	GND	CAN1-H	CAN1-L	CAN2-H	CAN2-L	Alter. control blinkers	Alt. contr. centr. lock.	Foot brake	Drivers door opening sim.	Stop engine	Start engine	Comfort closure	Trunk release	All doors unlock	Driver door unlock	All doors lock	Turn signal control		
1	2	3	4	5	6	7	8	9	10	11	12	13	14	15	1	2	3	4	5	6	7	8	1	2	3	4	5	6	7	8	9	10		
+	+	+	+	+	+	+	+	+	+	+	+	+	+	+	+	+	+	+	-	-	+	+	+	+	+	+	+	+	+	+	+	+		

Comments: When the car is closed with factory remote control, the functions "All doors unlock"™ & "Driver door unlock" does not work. A module controls the car windows witch are marked on driver's door with the letter "A".

Switches:

TOYOTA LAND CRUISER 200 (V8) year: **2008** → with and without Keyless System programme №: **138** from: **2013-09-12**

connector 15 pin															connector 8 pin								connector 10 pin											
OUT	OUT	OUT	OUT	OUT	OUT	OUT	OUT	OUT	OUT	OUT	OUT	OUT	OUT	OUT	+	-	CAN H	CAN L	CAN H	CAN L	OUT +/-	OUT +/-	OUT	IN	IN	IN	IN	IN	IN	IN	IN	IN	IN	IN
Driver door sensor	Passengers door sensor	Trunk sense	Hood sense	Factory alarm++	Armed state	Lock factory remote	Unlock factory remote	Switches combination	Hand brake	Speed 10kmph	Engine run	Engine speed (RPM)	Ignition	Key in ignition	PWR +12V	GND	CAN1-H	CAN1-L	CAN2-H	CAN2-L	Alter. control blinkers	Alt. contr. centr. lock.	Foot brake	Drivers door opening sim.	Stop engine	Start engine	Comfort closure	Trunk release	All doors unlock	Driver door unlock	All doors lock	Turn signal control		
1	2	3	4	5	6	7	8	9	10	11	12	13	14	15	1	2	3	4	5	6	7	8	1	2	3	4	5	6	7	8	9	10		
+	+	+	+	+	+	+	+	+	+	+	+	+	+	+	+	+	+	+	-	-	+	+	+	+	+	+	+	+	+	+	+	+		

Comments: When the car is closed with factory remote control, the functions "All doors unlock"™ & "Driver door unlock" does not work. A module controls the car windows witch are marked on driver's door with the letter "A".

Switches:

TOYOTA PRIUS year: **2009** → with and without Keyless System programme No: **138** from: **2013-09-12**

connector 15 pin															connector 8 pin								connector 10 pin											
OUT	OUT	OUT	OUT	OUT	OUT	OUT	OUT	OUT	OUT	OUT	OUT	OUT	OUT	OUT	+	-	CAN H	CAN L	CAN H	CAN L	OUT +/-	OUT +/-	OUT	IN	IN	IN	IN	IN	IN	IN	IN	IN	IN	IN
Driver door sensor	Passengers door sensor	Trunk sense	Hood sense	Factory alarm++	Armed state	Lock factory remote	Unlock factory remote	Switches combination	Hand brake	Speed 10kmph	Engine run	Engine speed (RPM)	Ignition	Key in ignition	PWR +12V	GND	CAN1-H	CAN1-L	CAN2-H	CAN2-L	Alter. control blinkers	Alt. contr. centr. lock.	Foot brake	Drivers door opening sim.	Stop engine	Start engine	Comfort closure	Trunk release	All doors unlock	Driver door unlock	All doors lock	Turn signal control		
1	2	3	4	5	6	7	8	9	10	11	12	13	14	15	1	2	3	4	5	6	7	8	1	2	3	4	5	6	7	8	9	10		
+	+	+	+	+	+	+	+	+	+	+	+	+	+	+	+	+	+	+	-	-	+	+	+	+	+	+	+	+	+	+	+	+		

Comments: When the car is closed with factory remote control, "All doors unlock" & "Driver door unlock" function does not work. A module controls the car windows witch are marked on driver's door with the letter "A".

Switches:

TOYOTA RAV4 year: **2013** → with and without Keyless System programme No: **338** from: **2013-04-10**

connector 15 pin															connector 8 pin								connector 10 pin											
OUT	OUT	OUT	OUT	OUT	OUT	OUT	OUT	OUT	OUT	OUT	OUT	OUT	OUT	OUT	+	-	CAN H	CAN L	CAN H	CAN L	OUT +/-	OUT +/-	OUT	IN	IN	IN	IN	IN	IN	IN	IN	IN	IN	IN
Driver door sensor	Passengers door sensor	Trunk sense	Hood sense	Factory alarm++	Armed state	Lock factory remote	Unlock factory remote	Switches combination	Hand brake	Speed 10kmph	Engine run	Engine speed (RPM)	Ignition	Key in ignition	PWR +12V	GND	CAN1-H	CAN1-L	CAN2-H	CAN2-L	Alter. control blinkers	Alt. contr. centr. lock.	Foot brake	Drivers door opening sim.	Stop engine	Start engine	Comfort closure	Trunk release	All doors unlock	Driver door unlock	All doors lock	Turn signal control		
1	2	3	4	5	6	7	8	9	10	11	12	13	14	15	1	2	3	4	5	6	7	8	1	2	3	4	5	6	7	8	9	10		
+	+	+	-	+	+	+	+	+	+	+	+	+	+	+	+	+	+	+	-	-	+	+	+	+	+	+	+	+	+	+	+	+		

Comments: When the car is closed with factory remote control, 10/12 & 11/12 way-in does not work. A module controls the car windows witch are marked on driver's door with the letter "A".

Switches:

TOYOTA RAV4 year: **2011** → with and without Keyless System programme No: **138** from: **2013-09-12**

connector 15 pin															connector 8 pin								connector 10 pin											
OUT	OUT	OUT	OUT	OUT	OUT	OUT	OUT	OUT	OUT	OUT	OUT	OUT	OUT	OUT	+	-	CAN H	CAN L	CAN H	CAN L	OUT +/-	OUT +/-	OUT	IN	IN	IN	IN	IN	IN	IN	IN	IN	IN	IN
Driver door sensor	Passengers door sensor	Trunk sense	Hood sense	Factory alarm++	Armed state	Lock factory remote	Unlock factory remote	Switches combination	Hand brake	Speed 10kmph	Engine run	Engine speed (RPM)	Ignition	Key in ignition	PWR +12V	GND	CAN1-H	CAN1-L	CAN2-H	CAN2-L	Alter. control blinkers	Alt. contr. centr. lock.	Foot brake	Drivers door opening sim.	Stop engine	Start engine	Comfort closure	Trunk release	All doors unlock	Driver door unlock	All doors lock	Turn signal control		
1	2	3	4	5	6	7	8	9	10	11	12	13	14	15	1	2	3	4	5	6	7	8	1	2	3	4	5	6	7	8	9	10		
+	+	+	+	+	+	+	+	+	+	+	+	+	+	+	+	+	+	+	-	-	+	+	+	+	+	+	+	+	+	+	+	+		

Comments: When the car is closed with factory remote control, the functions "All doors unlock" & "Driver door unlock" does not work. A module controls the car windows witch are marked on driver's door with the letter "A".

Switches:

TOYOTA RAV4 year: **2006** → with and without Keyless System programme No: **138** from: **2013-09-12**

connector 15 pin															connector 8 pin								connector 10 pin											
OUT	OUT	OUT	OUT	OUT	OUT	OUT	OUT	OUT	OUT	OUT	OUT	OUT	OUT	OUT	+	-	CAN H	CAN L	CAN H	CAN L	OUT +/-	OUT +/-	OUT	IN	IN	IN	IN	IN	IN	IN	IN	IN	IN	IN
Driver door sensor	Passengers door sensor	Trunk sense	Hood sense	Factory alarm++	Armed state	Lock factory remote	Unlock factory remote	Switches combination	Hand brake	Speed 10kmph	Engine run	Engine speed (RPM)	Ignition	Key in ignition	PWR +12V	GND	CAN1-H	CAN1-L	CAN2-H	CAN2-L	Alter. control blinkers	Alt. contr. centr. lock.	Foot brake	Drivers door opening sim.	Stop engine	Start engine	Comfort closure	Trunk release	All doors unlock	Driver door unlock	All doors lock	Turn signal control		
1	2	3	4	5	6	7	8	9	10	11	12	13	14	15	1	2	3	4	5	6	7	8	1	2	3	4	5	6	7	8	9	10		
+	+	+	+	+	+	+	+	+	+	+	+	+	+	+	+	+	+	+	-	-	+	+	+	+	+	+	+	+	+	+	+	+		

Comments: When the car is closed with factory remote control, the functions "All doors unlock" & "Driver door unlock" does not work. A module controls the car windows witch are marked on driver's door with the letter "A".

Switches:

TOYOTA SEQUOIA year: **2007** → with and without Keyless System programme No: **138** from: **2013-09-12**

connector 15 pin															connector 8 pin								connector 10 pin											
OUT	OUT	OUT	OUT	OUT	OUT	OUT	OUT	OUT	OUT	OUT	OUT	OUT	OUT	OUT	+	-	CAN H	CAN L	CAN H	CAN L	OUT +/-	OUT +/-	OUT	IN	IN	IN	IN	IN	IN	IN	IN	IN	IN	IN
Driver door sensor	Passengers door sensor	Trunk sense	Hood sense	Factory alarm++	Armed state	Lock factory remote	Unlock factory remote	Switches combination	Hand brake	Speed 10kmph	Engine run	Engine speed (RPM)	Ignition	Key in ignition	PWR +12V	GND	CAN1-H	CAN1-L	CAN2-H	CAN2-L	Alter. control blinkers	Alt. contr. centr. lock.	Foot brake	Drivers door opening sim.	Stop engine	Start engine	Comfort closure	Trunk release	All doors unlock	Driver door unlock	All doors lock	Turn signal control		
1	2	3	4	5	6	7	8	9	10	11	12	13	14	15	1	2	3	4	5	6	7	8	1	2	3	4	5	6	7	8	9	10		
+	+	+	+	+	+	+	+	+	+	+	+	+	+	+	+	+	+	+	-	-	+	+	+	+	+	+	+	+	+	+	+	+		

Comments: When the car is closed with factory remote control, "All doors unlock" & "Driver door unlock" function does not work.

Switches:



TOYOTA TUNDRA															year: 2008 →	with and without Keyless System								programme №: 138	from: 2013-09-12																
connector 15 pin															connector 8 pin								connector 10 pin																		
OUT	OUT	OUT	OUT	OUT	OUT	OUT	OUT	OUT	OUT	OUT	OUT	OUT	OUT	OUT	+	-	CAN H	CAN L	CAN H	CAN L	OUT +/-	OUT +/-	OUT	IN	IN	IN	IN	IN	IN	IN	IN	IN	IN	IN							
Driver door sensor	Passengers door sensor	Trunk sense	Hood sense	Factory alarm++	Armed state	Lock factory remote	Unlock factory remote	Switches combination	Hand brake	Speed 10kmph	Engine run	Engine speed (RPM)	Ignition	Key in ignition	PWR +12V	GND	CAN1-H	CAN1-L	CAN2-H	CAN2-L	Alter. control blinkers	Alt. contr. centr. lock.	Foot brake	Drivers door opening sim.	Stop engine	Start engine	Comfort closure	Trunk release	All doors unlock	Driver door unlock	All doors lock	Turn signal control									
1	2	3	4	5	6	7	8	9	10	11	12	13	14	15	1	2	3	4	5	6	7	8	1	2	3	4	5	6	7	8	9	10									
+	+	+	+	+	+	+	+	+	+	+	+	+	+	+	+	+	+	+	-	-	+	+	+	+	+	+	+	+	+	+	+	+									
Comments:															When the car is closed with factory remote control, "All doors unlock"" & "Driver door unlock" function does not work.																										
Switches:															<input checked="" type="checkbox"/> <input checked="" type="checkbox"/>																										



TOYOTA URBAN CRUISER															year: 2009 →	with and without Keyless System								programme №: 138	from: 2013-09-12																
connector 15 pin															connector 8 pin								connector 10 pin																		
OUT	OUT	OUT	OUT	OUT	OUT	OUT	OUT	OUT	OUT	OUT	OUT	OUT	OUT	OUT	+	-	CAN H	CAN L	CAN H	CAN L	OUT +/-	OUT +/-	OUT	IN	IN	IN	IN	IN	IN	IN	IN	IN	IN								
Driver door sensor	Passengers door sensor	Trunk sense	Hood sense	Factory alarm++	Armed state	Lock factory remote	Unlock factory remote	Switches combination	Hand brake	Speed 10kmph	Engine run	Engine speed (RPM)	Ignition	Key in ignition	PWR +12V	GND	CAN1-H	CAN1-L	CAN2-H	CAN2-L	Alter. control blinkers	Alt. contr. centr. lock.	Foot brake	Drivers door opening sim.	Stop engine	Start engine	Comfort closure	Trunk release	All doors unlock	Driver door unlock	All doors lock	Turn signal control									
1	2	3	4	5	6	7	8	9	10	11	12	13	14	15	1	2	3	4	5	6	7	8	1	2	3	4	5	6	7	8	9	10									
+	+	+	+	+	+	+	+	+	+	+	+	+	+	+	+	+	+	+	-	-	+	+	+	+	+	+	+	+	+	+	+	+									
Comments:																																									
Switches:															<input checked="" type="checkbox"/> <input checked="" type="checkbox"/>																										



TOYOTA VENZA															year: 2012 →	with and without Keyless System								programme №: 138	from: 2013-09-12																
connector 15 pin															connector 8 pin								connector 10 pin																		
OUT	OUT	OUT	OUT	OUT	OUT	OUT	OUT	OUT	OUT	OUT	OUT	OUT	OUT	OUT	+	-	CAN H	CAN L	CAN H	CAN L	OUT +/-	OUT +/-	OUT	IN	IN	IN	IN	IN	IN	IN	IN	IN	IN								
Driver door sensor	Passengers door sensor	Trunk sense	Hood sense	Factory alarm++	Armed state	Lock factory remote	Unlock factory remote	Switches combination	Hand brake	Speed 10kmph	Engine run	Engine speed (RPM)	Ignition	Key in ignition	PWR +12V	GND	CAN1-H	CAN1-L	CAN2-H	CAN2-L	Alter. control blinkers	Alt. contr. centr. lock.	Foot brake	Drivers door opening sim.	Stop engine	Start engine	Comfort closure	Trunk release	All doors unlock	Driver door unlock	All doors lock	Turn signal control									
1	2	3	4	5	6	7	8	9	10	11	12	13	14	15	1	2	3	4	5	6	7	8	1	2	3	4	5	6	7	8	9	10									
+	+	+	+	+	+	+	+	+	+	+	+	+	+	+	+	+	+	+	-	-	+	+	+	+	+	+	+	+	+	+	+	+									
Comments:															When the car is closed with factory remote control, the functions "All doors unlock" & "Driver door unlock" does not work. A module controls the car windows witch are marked on driver's door with the letter "A".																										
Switches:															<input checked="" type="checkbox"/> <input checked="" type="checkbox"/> <input checked="" type="checkbox"/>																										



TOYOTA VERSO															year: 2009 →	with and without Keyless System								programme №: 138	from: 2013-09-12																
connector 15 pin															connector 8 pin								connector 10 pin																		
OUT	OUT	OUT	OUT	OUT	OUT	OUT	OUT	OUT	OUT	OUT	OUT	OUT	OUT	OUT	+	-	CAN H	CAN L	CAN H	CAN L	OUT +/-	OUT +/-	OUT	IN	IN	IN	IN	IN	IN	IN	IN	IN	IN								
Driver door sensor	Passengers door sensor	Trunk sense	Hood sense	Factory alarm++	Armed state	Lock factory remote	Unlock factory remote	Switches combination	Hand brake	Speed 10kmph	Engine run	Engine speed (RPM)	Ignition	Key in ignition	PWR +12V	GND	CAN1-H	CAN1-L	CAN2-H	CAN2-L	Alter. control blinkers	Alt. contr. centr. lock.	Foot brake	Drivers door opening sim.	Stop engine	Start engine	Comfort closure	Trunk release	All doors unlock	Driver door unlock	All doors lock	Turn signal control									
1	2	3	4	5	6	7	8	9	10	11	12	13	14	15	1	2	3	4	5	6	7	8	1	2	3	4	5	6	7	8	9	10									
+	+	+	+	+	+	+	+	+	+	+	+	+	+	+	+	+	+	+	-	-	+	+	+	+	+	+	+	+	+	+	+	+									
Comments:															When the car is closed with factory remote control, "All doors unlock"" & "Driver door unlock" function does not work.																										
Switches:															<input checked="" type="checkbox"/> <input checked="" type="checkbox"/>																										



TOYOTA YARIS															year: 2011 →	with and without Keyless System								programme №: 338	from: 2013-04-10																
connector 15 pin															connector 8 pin								connector 10 pin																		
OUT	OUT	OUT	OUT	OUT	OUT	OUT	OUT	OUT	OUT	OUT	OUT	OUT	OUT	OUT	+	-	CAN H	CAN L	CAN H	CAN L	OUT +/-	OUT +/-	OUT	IN	IN	IN	IN	IN	IN	IN	IN	IN	IN								
Driver door sensor	Passengers door sensor	Trunk sense	Hood sense	Factory alarm++	Armed state	Lock factory remote	Unlock factory remote	Switches combination	Hand brake	Speed 10kmph	Engine run	Engine speed (RPM)	Ignition	Key in ignition	PWR +12V	GND	CAN1-H	CAN1-L	CAN2-H	CAN2-L	Alter. control blinkers	Alt. contr. centr. lock.	Foot brake	Drivers door opening sim.	Stop engine	Start engine	Comfort closure	Trunk release	All doors unlock	Driver door unlock	All doors lock	Turn signal control									
1	2	3	4	5	6	7	8	9	10	11	12	13	14	15	1	2	3	4	5	6	7	8	1	2	3	4	5	6	7	8	9	10									
+	+	+	+	+	+	+	+	+	+	+	+	+	+	+	+	+	+	+	-	-	+	+	+	+	+	+	+	+	+	+	+	+									
Comments:															When the car is closed with factory remote control, the functions "All doors unlock"" & "Driver door unlock" does not work. A module controls the car windows witch are marked on driver's door with the letter "A".																										
Switches:															<input checked="" type="checkbox"/> <input checked="" type="checkbox"/>																										

TOYOTA YARIS															year: 2006 →	with and without Keyless System								programme No: 138	from: 2013-09-12												
connector 15 pin															connector 8 pin								connector 10 pin														
OUT	OUT	OUT	OUT	OUT	OUT	OUT	OUT	OUT	OUT	OUT	OUT	OUT	OUT	OUT	+	-	CAN H	CAN L	CAN H	CAN L	OUT +/-	OUT +/-	OUT	IN	IN	IN	IN	IN	IN	IN	IN	IN	IN				
Driver door sensor	Passengers door sensor	Trunk sense	Hood sense	Factory alarm++	Armed state	Lock factory remote	Unlock factory remote	Switches combination	Hand brake	Speed 10kmph	Engine run	Engine speed (RPM)	Ignition	Key in ignition	PWR +12V	GND	CAN1-H	CAN1-L	CAN2-H	CAN2-L	Alter. control blinkers	Alt. contr. centr. lock.	Foot brake	Drivers door opening sim.	Stop engine	Start engine	Comfort closure	Trunk release	All doors unlock	Driver door unlock	All doors lock	Turn signal control					
1	2	3	4	5	6	7	8	9	10	11	12	13	14	15	1	2	3	4	5	6	7	8	1	2	3	4	5	6	7	8	9	10					
+	+	+	+	+	+	+	+	+	+	+	+	+	+	+	+	+	+	+	-	-	+	+	+	+	3	4	5	6	7	8	9	10					
Comments:																																					
Switches:  																																					

VOLVO C30															year: 2007 →									programme No: 123	from: 2013-03-13												
connector 15 pin															connector 8 pin								connector 10 pin														
OUT	OUT	OUT	OUT	OUT	OUT	OUT	OUT	OUT	OUT	OUT	OUT	OUT	OUT	OUT	+	-	CAN H	CAN L	CAN H	CAN L	OUT +/-	OUT +/-	OUT	IN	IN	IN	IN	IN	IN	IN	IN	IN					
Driver door sensor	Passengers door sensor	Trunk sense	Hood sense	Factory alarm++	Armed state	Lock factory remote	Unlock factory remote	Switches combination	Hand brake	Speed 10kmph	Engine run	Engine speed (RPM)	Ignition	Key in ignition	PWR +12V	GND	CAN1-H	CAN1-L	CAN2-H	CAN2-L	Alter. control blinkers	Alt. contr. centr. lock.	Foot brake	Drivers door opening sim.	Stop engine	Start engine	Comfort closure	Trunk release	All doors unlock	Driver door unlock	All doors lock	Turn signal control					
1	2	3	4	5	6	7	8	9	10	11	12	13	14	15	1	2	3	4	5	6	7	8	1	2	3	4	5	6	7	8	9	10					
+	+	+	+	+	+	+	+	+	+	+	+	+	+	+	+	+	+	+	-	-	+	+	+	+	3	4	5	6	7	8	9	10					
Comments:															When the car is closed with factory remote control, "All doors unlock" function does not work.																						
Switches:  																																					

VOLVO C70															year: 2007 →									programme No: 123	from: 2013-03-13												
connector 15 pin															connector 8 pin								connector 10 pin														
OUT	OUT	OUT	OUT	OUT	OUT	OUT	OUT	OUT	OUT	OUT	OUT	OUT	OUT	OUT	+	-	CAN H	CAN L	CAN H	CAN L	OUT +/-	OUT +/-	OUT	IN	IN	IN	IN	IN	IN	IN	IN	IN					
Driver door sensor	Passengers door sensor	Trunk sense	Hood sense	Factory alarm++	Armed state	Lock factory remote	Unlock factory remote	Switches combination	Hand brake	Speed 10kmph	Engine run	Engine speed (RPM)	Ignition	Key in ignition	PWR +12V	GND	CAN1-H	CAN1-L	CAN2-H	CAN2-L	Alter. control blinkers	Alt. contr. centr. lock.	Foot brake	Drivers door opening sim.	Stop engine	Start engine	Comfort closure	Trunk release	All doors unlock	Driver door unlock	All doors lock	Turn signal control					
1	2	3	4	5	6	7	8	9	10	11	12	13	14	15	1	2	3	4	5	6	7	8	1	2	3	4	5	6	7	8	9	10					
+	+	+	+	+	+	+	+	+	+	+	+	+	+	+	+	+	+	+	-	-	+	+	+	+	3	4	5	6	7	8	9	10					
Comments:															When the car is closed with factory remote control, "All doors unlock" function does not work.																						
Switches:  																																					

VOLVO S40															year: 2005 →									programme No: 123	from: 2013-03-13												
connector 15 pin															connector 8 pin								connector 10 pin														
OUT	OUT	OUT	OUT	OUT	OUT	OUT	OUT	OUT	OUT	OUT	OUT	OUT	OUT	OUT	+	-	CAN H	CAN L	CAN H	CAN L	OUT +/-	OUT +/-	OUT	IN	IN	IN	IN	IN	IN	IN	IN	IN					
Driver door sensor	Passengers door sensor	Trunk sense	Hood sense	Factory alarm++	Armed state	Lock factory remote	Unlock factory remote	Switches combination	Hand brake	Speed 10kmph	Engine run	Engine speed (RPM)	Ignition	Key in ignition	PWR +12V	GND	CAN1-H	CAN1-L	CAN2-H	CAN2-L	Alter. control blinkers	Alt. contr. centr. lock.	Foot brake	Drivers door opening sim.	Stop engine	Start engine	Comfort closure	Trunk release	All doors unlock	Driver door unlock	All doors lock	Turn signal control					
1	2	3	4	5	6	7	8	9	10	11	12	13	14	15	1	2	3	4	5	6	7	8	1	2	3	4	5	6	7	8	9	10					
+	+	+	+	+	+	+	+	+	+	+	+	+	+	+	+	+	+	+	-	-	+	+	+	+	3	4	5	6	7	8	9	10					
Comments:															When the car is closed with factory remote control, "All doors unlock" function does not work.																						
Switches:  																																					

VOLVO S40															year: 2004 →									programme No: 123	from: 2013-03-13												
connector 15 pin															connector 8 pin								connector 10 pin														
OUT	OUT	OUT	OUT	OUT	OUT	OUT	OUT	OUT	OUT	OUT	OUT	OUT	OUT	OUT	+	-	CAN H	CAN L	CAN H	CAN L	OUT +/-	OUT +/-	OUT	IN	IN	IN	IN	IN	IN	IN	IN	IN					
Driver door sensor	Passengers door sensor	Trunk sense	Hood sense	Factory alarm++	Armed state	Lock factory remote	Unlock factory remote	Switches combination	Hand brake	Speed 10kmph	Engine run	Engine speed (RPM)	Ignition	Key in ignition	PWR +12V	GND	CAN1-H	CAN1-L	CAN2-H	CAN2-L	Alter. control blinkers	Alt. contr. centr. lock.	Foot brake	Drivers door opening sim.	Stop engine	Start engine	Comfort closure	Trunk release	All doors unlock	Driver door unlock	All doors lock	Turn signal control					
1	2	3	4	5	6	7	8	9	10	11	12	13	14	15	1	2	3	4	5	6	7	8	1	2	3	4	5	6	7	8	9	10					
+	+	+	+	+	+	+	+	+	+	+	+	+	+	+	+	+	+	+	-	-	+	+	+	+	3	4	5	6	7	8	9	10					
Comments:															When the car is closed with factory remote control, "All doors unlock" function does not work.																						
Switches:  																																					

VOLVO S60															year: 2011 →								with and without Keyless System								programme №: 294										from: 2013-07-04	
connector 15 pin															connector 8 pin								connector 10 pin																			
OUT	OUT	OUT	OUT	OUT	OUT	OUT	OUT	OUT	OUT	OUT	OUT	OUT	OUT	OUT	+	-	CAN H	CAN L	CAN H	CAN L	OUT +/-	OUT +/-	OUT	IN	IN	IN	IN	IN	IN	IN	IN	IN	IN	IN	IN	IN						
Driver door sensor	Passengers door sensor	Trunk sense	Hood sense	Factory alarm++	Armed state	Lock factory remote	Unlock factory remote	Switches combination	Hand brake	Speed 10kmph	Engine run	Engine speed (RPM)	Ignition	Key in ignition	PWR +12V	GND	CAN1-H	CAN1-L	CAN2-H	CAN2-L	Alter. control blinkers	Alt. contr. centr. lock.	Foot brake	Drivers door opening sim.	Stop engine	Start engine	Comfort closure	Trunk release	All doors unlock	Driver door unlock	All doors lock	Turn signal control	Contr. of factory alarm	Contr.c.lock. when ign.is on								
1	2	3	4	5	6	7	8	9	10	11	12	13	14	15	1	2	3	4	5	6	7	8	1	2	3	4	5	6	7	8	9	10	1	2								
+	+	+	+	+	+	+	+	+	+	+	+	+	+	+	+	+	+	+	+	+	+	+	+	+	-	-	+	-	+	+	+	-	-	+								

Comments: When the car is closed with factory remote control, the functions "All doors unlock" & "Driver door unlock" does not work.

Switches:

VOLVO S60															year: 2005 →								programme №: 124								from: 2013-10-11					
connector 15 pin															connector 8 pin								connector 10 pin													
OUT	OUT	OUT	OUT	OUT	OUT	OUT	OUT	OUT	OUT	OUT	OUT	OUT	OUT	OUT	+	-	CAN H	CAN L	CAN H	CAN L	OUT +/-	OUT +/-	OUT	IN	IN	IN	IN	IN	IN	IN	IN	IN	IN	IN		
Driver door sensor	Passengers door sensor	Trunk sense	Hood sense	Factory alarm++	Armed state	Lock factory remote	Unlock factory remote	Switches combination	Hand brake	Speed 10kmph	Engine run	Engine speed (RPM)	Ignition	Key in ignition	PWR +12V	GND	CAN1-H	CAN1-L	CAN2-H	CAN2-L	Alter. control blinkers	Alt. contr. centr. lock.	Foot brake	Drivers door opening sim.	Stop engine	Start engine	Comfort closure	Trunk release	All doors unlock	Driver door unlock	All doors lock	Turn signal control	Contr. of factory alarm	Contr.c.lock. when ign.is on		
1	2	3	4	5	6	7	8	9	10	11	12	13	14	15	1	2	3	4	5	6	7	8	1	2	3	4	5	6	7	8	9	10	1	2		
+	+	+	-	+	+	+	+	+	+	+	+	+	+	+	+	+	+	+	-	-	+	+	+	+	-	-	+	+	+	+	+	-	-	+		

Comments:

Switches:

VOLVO S60															year: 2003 →								programme №: 134								from: 2013-03-13					
connector 15 pin															connector 8 pin								connector 10 pin													
OUT	OUT	OUT	OUT	OUT	OUT	OUT	OUT	OUT	OUT	OUT	OUT	OUT	OUT	OUT	+	-	CAN H	CAN L	CAN H	CAN L	OUT +/-	OUT +/-	OUT	IN	IN	IN	IN	IN	IN	IN	IN	IN	IN	IN		
Driver door sensor	Passengers door sensor	Trunk sense	Hood sense	Factory alarm++	Armed state	Lock factory remote	Unlock factory remote	Switches combination	Hand brake	Speed 10kmph	Engine run	Engine speed (RPM)	Ignition	Key in ignition	PWR +12V	GND	CAN1-H	CAN1-L	CAN2-H	CAN2-L	Alter. control blinkers	Alt. contr. centr. lock.	Foot brake	Drivers door opening sim.	Stop engine	Start engine	Comfort closure	Trunk release	All doors unlock	Driver door unlock	All doors lock	Turn signal control	Contr. of factory alarm	Contr.c.lock. when ign.is on		
1	2	3	4	5	6	7	8	9	10	11	12	13	14	15	1	2	3	4	5	6	7	8	1	2	3	4	5	6	7	8	9	10	1	2		
+	+	+	-	+	+	+	+	+	+	+	+	+	+	+	+	+	+	+	-	-	+	+	+	+	-	-	+	+	+	+	+	-	-	+		

Comments:

Switches:

VOLVO S80															year: 2012 →								without Keyless System								programme №: 295										from: 2013-06-17	
connector 15 pin															connector 8 pin								connector 10 pin																			
OUT	OUT	OUT	OUT	OUT	OUT	OUT	OUT	OUT	OUT	OUT	OUT	OUT	OUT	OUT	+	-	CAN H	CAN L	CAN H	CAN L	OUT +/-	OUT +/-	OUT	IN	IN	IN	IN	IN	IN	IN	IN	IN	IN	IN								
Driver door sensor	Passengers door sensor	Trunk sense	Hood sense	Factory alarm++	Armed state	Lock factory remote	Unlock factory remote	Switches combination	Hand brake	Speed 10kmph	Engine run	Engine speed (RPM)	Ignition	Key in ignition	PWR +12V	GND	CAN1-H	CAN1-L	CAN2-H	CAN2-L	Alter. control blinkers	Alt. contr. centr. lock.	Foot brake	Drivers door opening sim.	Stop engine	Start engine	Comfort closure	Trunk release	All doors unlock	Driver door unlock	All doors lock	Turn signal control	Contr. of factory alarm	Contr.c.lock. when ign.is on								
1	2	3	4	5	6	7	8	9	10	11	12	13	14	15	1	2	3	4	5	6	7	8	1	2	3	4	5	6	7	8	9	10	1	2								
+	+	+	+	+	+	+	+	+	+	+	+	+	+	+	+	+	+	+	-	-	+	+	+	+	-	-	+	-	+	+	+	-	-	+								

Comments: When the car is closed with factory remote control, the functions "All doors unlock" & "Driver door unlock" does not work.

Switches:

VOLVO S80															year: 2007 →								with and without Keyless System								programme №: 144										from: 2013-07-04	
connector 15 pin															connector 8 pin								connector 10 pin																			
OUT	OUT	OUT	OUT	OUT	OUT	OUT	OUT	OUT	OUT	OUT	OUT	OUT	OUT	OUT	+	-	CAN H	CAN L	CAN H	CAN L	OUT +/-	OUT +/-	OUT	IN	IN	IN	IN	IN	IN	IN	IN	IN	IN	IN								
Driver door sensor	Passengers door sensor	Trunk sense	Hood sense	Factory alarm++	Armed state	Lock factory remote	Unlock factory remote	Switches combination	Hand brake	Speed 10kmph	Engine run	Engine speed (RPM)	Ignition	Key in ignition	PWR +12V	GND	CAN1-H	CAN1-L	CAN2-H	CAN2-L	Alter. control blinkers	Alt. contr. centr. lock.	Foot brake	Drivers door opening sim.	Stop engine	Start engine	Comfort closure	Trunk release	All doors unlock	Driver door unlock	All doors lock	Turn signal control	Contr. of factory alarm	Contr.c.lock. when ign.is on								
1	2	3	4	5	6	7	8	9	10	11	12	13	14	15	1	2	3	4	5	6	7	8	1	2	3	4	5	6	7	8	9	10	1	2								
+	+	+	+	+	+	+	+	+	+	+	+	+	+	+	+	+	+	+	-	-	+	+	+	+	-	-	+	+	+	+	+	-	-	+								

Comments: Function "All doors unlock" opens driver's door or all doors depends from car MENU settings.

Switches:

VOLVO S80															year: 2005 →								programme No: 124										from: 2013-10-11				
connector 15 pin															connector 8 pin								connector 10 pin														
OUT	OUT	OUT	OUT	OUT	OUT	OUT	OUT	OUT	OUT	OUT	OUT	OUT	OUT	OUT	+	-	CAN H	CAN L	CAN H	CAN L	CAN L	OUT +/-	OUT +/-	OUT	IN	IN	IN	IN	IN	IN	IN	IN	IN	IN	IN	+	+
Driver door sensor	Passengers door sensor	Trunk sense	Hood sense	Factory alarm++	Armed state	Lock factory remote	Unlock factory remote	Switches combination	Hand brake	Speed 10kmph	Engine run	Engine speed (RPM)	Ignition	Key in ignition	PWR +12V	GND	CAN1-H	CAN1-L	CAN2-H	CAN2-L	Alter. control blinkers	Alt. contr. centr. lock.	Foot brake	Drivers door opening sim.	Stop engine	Start engine	Comfort closure	Trunk release	All doors unlock	Driver door unlock	All doors lock	Turn signal control	Contr. of factory alarm	Contr.c.lock. when ign.is on			
1	2	3	4	5	6	7	8	9	10	11	12	13	14	15	1	2	3	4	5	6	7	8	1	2	3	4	5	6	7	8	9	10	+	+			
Comments:																																					
Switches: <input type="checkbox"/> <input checked="" type="checkbox"/> <input checked="" type="checkbox"/>																																					

VOLVO S80															year: 2003 →								programme No: 134										from: 2013-03-13			
connector 15 pin															connector 8 pin								connector 10 pin													
OUT	OUT	OUT	OUT	OUT	OUT	OUT	OUT	OUT	OUT	OUT	OUT	OUT	OUT	OUT	+	-	CAN H	CAN L	CAN H	CAN L	OUT +/-	OUT +/-	OUT	IN	IN	IN	IN	IN	IN	IN	IN	IN	IN	IN	+	+
Driver door sensor	Passengers door sensor	Trunk sense	Hood sense	Factory alarm++	Armed state	Lock factory remote	Unlock factory remote	Switches combination	Hand brake	Speed 10kmph	Engine run	Engine speed (RPM)	Ignition	Key in ignition	PWR +12V	GND	CAN1-H	CAN1-L	CAN2-H	CAN2-L	Alter. control blinkers	Alt. contr. centr. lock.	Foot brake	Drivers door opening sim.	Stop engine	Start engine	Comfort closure	Trunk release	All doors unlock	Driver door unlock	All doors lock	Turn signal control	Contr. of factory alarm	Contr.c.lock. when ign.is on		
1	2	3	4	5	6	7	8	9	10	11	12	13	14	15	1	2	3	4	5	6	7	8	1	2	3	4	5	6	7	8	9	10	+	+		
Comments:																																				
Switches: <input type="checkbox"/> <input checked="" type="checkbox"/>																																				

VOLVO V40 (CROSS COUNTRY)															year: 2013 →								programme No: 414										from: 2013-06-12			
connector 15 pin															connector 8 pin								connector 10 pin													
OUT	OUT	OUT	OUT	OUT	OUT	OUT	OUT	OUT	OUT	OUT	OUT	OUT	OUT	OUT	+	-	CAN H	CAN L	CAN H	CAN L	OUT +/-	OUT +/-	OUT	IN	IN	IN	IN	IN	IN	IN	IN	IN	IN	IN	+	+
Driver door sensor	Passengers door sensor	Trunk sense	Hood sense	Factory alarm++	Armed state	Lock factory remote	Unlock factory remote	Switches combination	Hand brake	Speed 10kmph	Engine run	Engine speed (RPM)	Ignition	Key in ignition	PWR +12V	GND	CAN1-H	CAN1-L	CAN2-H	CAN2-L	Alter. control blinkers	Alt. contr. centr. lock.	Foot brake	Drivers door opening sim.	Stop engine	Start engine	Comfort closure	Trunk release	All doors unlock	Driver door unlock	All doors lock	Turn signal control	Contr. of factory alarm	Contr.c.lock. when ign.is on		
1	2	3	4	5	6	7	8	9	10	11	12	13	14	15	1	2	3	4	5	6	7	8	1	2	3	4	5	6	7	8	9	10	+	+		
Comments:																																				
Switches: <input type="checkbox"/> <input checked="" type="checkbox"/>																																				

VOLVO V50															year: 2005 →								programme No: 123										from: 2013-03-13			
connector 15 pin															connector 8 pin								connector 10 pin													
OUT	OUT	OUT	OUT	OUT	OUT	OUT	OUT	OUT	OUT	OUT	OUT	OUT	OUT	OUT	+	-	CAN H	CAN L	CAN H	CAN L	OUT +/-	OUT +/-	OUT	IN	IN	IN	IN	IN	IN	IN	IN	IN	IN	IN	+	+
Driver door sensor	Passengers door sensor	Trunk sense	Hood sense	Factory alarm++	Armed state	Lock factory remote	Unlock factory remote	Switches combination	Hand brake	Speed 10kmph	Engine run	Engine speed (RPM)	Ignition	Key in ignition	PWR +12V	GND	CAN1-H	CAN1-L	CAN2-H	CAN2-L	Alter. control blinkers	Alt. contr. centr. lock.	Foot brake	Drivers door opening sim.	Stop engine	Start engine	Comfort closure	Trunk release	All doors unlock	Driver door unlock	All doors lock	Turn signal control	Contr. of factory alarm	Contr.c.lock. when ign.is on		
1	2	3	4	5	6	7	8	9	10	11	12	13	14	15	1	2	3	4	5	6	7	8	1	2	3	4	5	6	7	8	9	10	+	+		
Comments: When the car is closed with factory remote control, "All doors unlock" function does not work.																																				
Switches: <input type="checkbox"/> <input checked="" type="checkbox"/>																																				

VOLVO V50															year: 2004 →								programme No: 123										from: 2013-03-13			
connector 15 pin															connector 8 pin								connector 10 pin													
OUT	OUT	OUT	OUT	OUT	OUT	OUT	OUT	OUT	OUT	OUT	OUT	OUT	OUT	OUT	+	-	CAN H	CAN L	CAN H	CAN L	OUT +/-	OUT +/-	OUT	IN	IN	IN	IN	IN	IN	IN	IN	IN	IN	IN	+	+
Driver door sensor	Passengers door sensor	Trunk sense	Hood sense	Factory alarm++	Armed state	Lock factory remote	Unlock factory remote	Switches combination	Hand brake	Speed 10kmph	Engine run	Engine speed (RPM)	Ignition	Key in ignition	PWR +12V	GND	CAN1-H	CAN1-L	CAN2-H	CAN2-L	Alter. control blinkers	Alt. contr. centr. lock.	Foot brake	Drivers door opening sim.	Stop engine	Start engine	Comfort closure	Trunk release	All doors unlock	Driver door unlock	All doors lock	Turn signal control	Contr. of factory alarm	Contr.c.lock. when ign.is on		
1	2	3	4	5	6	7	8	9	10	11	12	13	14	15	1	2	3	4	5	6	7	8	1	2	3	4	5	6	7	8	9	10	+	+		
Comments: When the car is closed with factory remote control, "All doors unlock" function does not work.																																				
Switches: <input type="checkbox"/> <input checked="" type="checkbox"/>																																				

VOLVO V60 year: **2011** → with and without Keyless System programme No: **294** from: **2013-07-04**

connector 15 pin															connector 8 pin								connector 10 pin																															
OUT	OUT	OUT	OUT	OUT	OUT	OUT	OUT	OUT	OUT	OUT	OUT	OUT	OUT	OUT	+	-	CAN H	CAN L	CAN H	CAN L	OUT +/-	OUT +/-	OUT	IN	IN	IN	IN	IN	IN	IN	IN	IN	IN	IN																				
Driver door sensor	Passengers door sensor	Trunk sense	Hood sense	Factory alarm++	Armed state	Lock factory remote	Unlock factory remote	Switches combination	Hand brake	Speed 10kmph	Engine run	Engine speed (RPM)	Ignition	Key in ignition	PWR +12V	GND	CAN1-H	CAN1-L	CAN2-H	CAN2-L	Alter. control blinkers	Alt. contr. centr. lock.	Foot brake	Drivers door opening sim.	Stop engine	Start engine	Comfort closure	Trunk release	All doors unlock	Driver door unlock	All doors lock	Turn signal control	Contr. of factory alarm	Contr.c.lock. when ign.is on																				
1	2	3	4	5	6	7	8	9	10	11	12	13	14	15	1	2	3	4	5	6	7	8	1	2	3	4	5	6	7	8	9	10	1	2	3	4	5	6	7	8	9	10	1	2	3	4	5	6	7	8	9	10		
+	+	+	+	+	+	+	+	+	+	+	+	+	+	+	+	+	+	+	+	+	+	+	+	+	-	-	+	-	+	+	+	+	-	+	+	+	+	+	+	+	+	+	+	+	+	+	+	+	+	+	+	+	+	+

Comments: When the car is closed with factory remote control, the functions "All doors unlock" & "Driver door unlock" does not work.

Switches:

VOLVO V70 year: **2008** → with and without Keyless System programme No: **144** from: **2013-07-04**

connector 15 pin															connector 8 pin								connector 10 pin																															
OUT	OUT	OUT	OUT	OUT	OUT	OUT	OUT	OUT	OUT	OUT	OUT	OUT	OUT	OUT	+	-	CAN H	CAN L	CAN H	CAN L	OUT +/-	OUT +/-	OUT	IN	IN	IN	IN	IN	IN	IN	IN	IN	IN	IN																				
Driver door sensor	Passengers door sensor	Trunk sense	Hood sense	Factory alarm++	Armed state	Lock factory remote	Unlock factory remote	Switches combination	Hand brake	Speed 10kmph	Engine run	Engine speed (RPM)	Ignition	Key in ignition	PWR +12V	GND	CAN1-H	CAN1-L	CAN2-H	CAN2-L	Alter. control blinkers	Alt. contr. centr. lock.	Foot brake	Drivers door opening sim.	Stop engine	Start engine	Comfort closure	Trunk release	All doors unlock	Driver door unlock	All doors lock	Turn signal control	Contr. of factory alarm	Contr.c.lock. when ign.is on																				
1	2	3	4	5	6	7	8	9	10	11	12	13	14	15	1	2	3	4	5	6	7	8	1	2	3	4	5	6	7	8	9	10	1	2	3	4	5	6	7	8	9	10	1	2	3	4	5	6	7	8	9	10		
+	+	+	+	+	+	+	+	+	+	+	+	+	+	+	+	+	+	+	+	+	+	+	+	+	-	-	+	-	+	+	+	+	-	+	+	+	+	+	+	+	+	+	+	+	+	+	+	+	+	+	+	+	+	+

Comments: Function "All doors unlock" opens driver's door or all doors depends from car MENU settings.

Switches:

VOLVO V70 year: **2005** → programme No: **124** from: **2013-10-11**

connector 15 pin															connector 8 pin								connector 10 pin																															
OUT	OUT	OUT	OUT	OUT	OUT	OUT	OUT	OUT	OUT	OUT	OUT	OUT	OUT	OUT	+	-	CAN H	CAN L	CAN H	CAN L	OUT +/-	OUT +/-	OUT	IN	IN	IN	IN	IN	IN	IN	IN	IN	IN	IN																				
Driver door sensor	Passengers door sensor	Trunk sense	Hood sense	Factory alarm++	Armed state	Lock factory remote	Unlock factory remote	Switches combination	Hand brake	Speed 10kmph	Engine run	Engine speed (RPM)	Ignition	Key in ignition	PWR +12V	GND	CAN1-H	CAN1-L	CAN2-H	CAN2-L	Alter. control blinkers	Alt. contr. centr. lock.	Foot brake	Drivers door opening sim.	Stop engine	Start engine	Comfort closure	Trunk release	All doors unlock	Driver door unlock	All doors lock	Turn signal control	Contr. of factory alarm	Contr.c.lock. when ign.is on																				
1	2	3	4	5	6	7	8	9	10	11	12	13	14	15	1	2	3	4	5	6	7	8	1	2	3	4	5	6	7	8	9	10	1	2	3	4	5	6	7	8	9	10	1	2	3	4	5	6	7	8	9	10		
+	+	+	+	+	+	+	+	+	+	+	+	+	+	+	+	+	+	+	+	+	+	+	+	+	-	-	+	-	+	+	+	+	-	+	+	+	+	+	+	+	+	+	+	+	+	+	+	+	+	+	+	+	+	+

Comments:

Switches:

VOLVO V70 year: **2003** → programme No: **134** from: **2013-03-13**

connector 15 pin															connector 8 pin								connector 10 pin																															
OUT	OUT	OUT	OUT	OUT	OUT	OUT	OUT	OUT	OUT	OUT	OUT	OUT	OUT	OUT	+	-	CAN H	CAN L	CAN H	CAN L	OUT +/-	OUT +/-	OUT	IN	IN	IN	IN	IN	IN	IN	IN	IN	IN	IN																				
Driver door sensor	Passengers door sensor	Trunk sense	Hood sense	Factory alarm++	Armed state	Lock factory remote	Unlock factory remote	Switches combination	Hand brake	Speed 10kmph	Engine run	Engine speed (RPM)	Ignition	Key in ignition	PWR +12V	GND	CAN1-H	CAN1-L	CAN2-H	CAN2-L	Alter. control blinkers	Alt. contr. centr. lock.	Foot brake	Drivers door opening sim.	Stop engine	Start engine	Comfort closure	Trunk release	All doors unlock	Driver door unlock	All doors lock	Turn signal control	Contr. of factory alarm	Contr.c.lock. when ign.is on																				
1	2	3	4	5	6	7	8	9	10	11	12	13	14	15	1	2	3	4	5	6	7	8	1	2	3	4	5	6	7	8	9	10	1	2	3	4	5	6	7	8	9	10	1	2	3	4	5	6	7	8	9	10		
+	+	+	+	+	+	+	+	+	+	+	+	+	+	+	+	+	+	+	+	+	+	+	+	+	-	-	+	-	+	+	+	+	-	+	+	+	+	+	+	+	+	+	+	+	+	+	+	+	+	+	+	+	+	+

Comments:

Switches:

VOLVO XC60 year: **2014** → programme No: **294** from: **2013-07-04**

connector 15 pin															connector 8 pin								connector 10 pin																															
OUT	OUT	OUT	OUT	OUT	OUT	OUT	OUT	OUT	OUT	OUT	OUT	OUT	OUT	OUT	+	-	CAN H	CAN L	CAN H	CAN L	OUT +/-	OUT +/-	OUT	IN	IN	IN	IN	IN	IN	IN	IN	IN	IN	IN																				
Driver door sensor	Passengers door sensor	Trunk sense	Hood sense	Factory alarm++	Armed state	Lock factory remote	Unlock factory remote	Switches combination	Hand brake	Speed 10kmph	Engine run	Engine speed (RPM)	Ignition	Key in ignition	PWR +12V	GND	CAN1-H	CAN1-L	CAN2-H	CAN2-L	Alter. control blinkers	Alt. contr. centr. lock.	Foot brake	Drivers door opening sim.	Stop engine	Start engine	Comfort closure	Trunk release	All doors unlock	Driver door unlock	All doors lock	Turn signal control	Contr. of factory alarm	Contr.c.lock. when ign.is on																				
1	2	3	4	5	6	7	8	9	10	11	12	13	14	15	1	2	3	4	5	6	7	8	1	2	3	4	5	6	7	8	9	10	1	2	3	4	5	6	7	8	9	10	1	2	3	4	5	6	7	8	9	10		
+	+	+	+	+	+	+	+	+	+	+	+	+	+	+	+	+	+	+	+	+	+	+	+	+	-	-	+	-	+	+	+	+	-	+	+	+	+	+	+	+	+	+	+	+	+	+	+	+	+	+	+	+	+	+

Comments: When the car is closed with factory remote control, the functions "All doors unlock" & "Driver door unlock" does not work.

Switches:

VOLVO XC60 year: **2010** → with and without Keyless System programme No: **144** from: **2013-07-04**

connector 15 pin															connector 8 pin								connector 10 pin																															
OUT	OUT	OUT	OUT	OUT	OUT	OUT	OUT	OUT	OUT	OUT	OUT	OUT	OUT	OUT	+	-	CAN H	CAN L	CAN H	CAN L	OUT +/-	OUT +/-	OUT	IN	IN	IN	IN	IN	IN	IN	IN	IN	IN	IN																				
Driver door sensor	Passengers door sensor	Trunk sense	Hood sense	Factory alarm++	Armed state	Lock factory remote	Unlock factory remote	Switches combination	Hand brake	Speed 10kmph	Engine run	Engine speed (RPM)	Ignition	Key in ignition	PWR +12V	GND	CAN1-H	CAN1-L	CAN2-H	CAN2-L	Alter. control blinkers	Alt. contr. centr. lock.	Foot brake	Drivers door opening sim.	Stop engine	Start engine	Comfort closure	Trunk release	All doors unlock	Driver door unlock	All doors lock	Turn signal control	Contr. of factory alarm	Contr.c.lock. when ign.is on																				
1	2	3	4	5	6	7	8	9	10	11	12	13	14	15	1	2	3	4	5	6	7	8	1	2	3	4	5	6	7	8	9	10	+	+	+	+	+	+	+	+	+	+	+	+	+	+	+	+	+	+	+	+	+	+

Comments: Function "All doors unlock" opens driver's door or all doors depends from car MENU settings.

Switches:

VOLVO XC60 year: **2008** → with and without Keyless System programme No: **144** from: **2013-07-04**

connector 15 pin															connector 8 pin								connector 10 pin																															
OUT	OUT	OUT	OUT	OUT	OUT	OUT	OUT	OUT	OUT	OUT	OUT	OUT	OUT	OUT	+	-	CAN H	CAN L	CAN H	CAN L	OUT +/-	OUT +/-	OUT	IN	IN	IN	IN	IN	IN	IN	IN	IN	IN	IN																				
Driver door sensor	Passengers door sensor	Trunk sense	Hood sense	Factory alarm++	Armed state	Lock factory remote	Unlock factory remote	Switches combination	Hand brake	Speed 10kmph	Engine run	Engine speed (RPM)	Ignition	Key in ignition	PWR +12V	GND	CAN1-H	CAN1-L	CAN2-H	CAN2-L	Alter. control blinkers	Alt. contr. centr. lock.	Foot brake	Drivers door opening sim.	Stop engine	Start engine	Comfort closure	Trunk release	All doors unlock	Driver door unlock	All doors lock	Turn signal control	Contr. of factory alarm	Contr.c.lock. when ign.is on																				
1	2	3	4	5	6	7	8	9	10	11	12	13	14	15	1	2	3	4	5	6	7	8	1	2	3	4	5	6	7	8	9	10	+	+	+	+	+	+	+	+	+	+	+	+	+	+	+	+	+	+	+	+	+	+

Comments: Function "All doors unlock" opens driver's door or all doors depends from car MENU settings.

Switches:

VOLVO XC70 year: **2013** → programme No: **295** from: **2013-06-17**

connector 15 pin															connector 8 pin								connector 10 pin																															
OUT	OUT	OUT	OUT	OUT	OUT	OUT	OUT	OUT	OUT	OUT	OUT	OUT	OUT	OUT	+	-	CAN H	CAN L	CAN H	CAN L	OUT +/-	OUT +/-	OUT	IN	IN	IN	IN	IN	IN	IN	IN	IN	IN	IN																				
Driver door sensor	Passengers door sensor	Trunk sense	Hood sense	Factory alarm++	Armed state	Lock factory remote	Unlock factory remote	Switches combination	Hand brake	Speed 10kmph	Engine run	Engine speed (RPM)	Ignition	Key in ignition	PWR +12V	GND	CAN1-H	CAN1-L	CAN2-H	CAN2-L	Alter. control blinkers	Alt. contr. centr. lock.	Foot brake	Drivers door opening sim.	Stop engine	Start engine	Comfort closure	Trunk release	All doors unlock	Driver door unlock	All doors lock	Turn signal control	Contr. of factory alarm	Contr.c.lock. when ign.is on																				
1	2	3	4	5	6	7	8	9	10	11	12	13	14	15	1	2	3	4	5	6	7	8	1	2	3	4	5	6	7	8	9	10	+	+	+	+	+	+	+	+	+	+	+	+	+	+	+	+	+	+	+	+	+	+

Comments: When the car is closed with factory remote control, the functions "All doors unlock" & "Driver door unlock" does not work.

Switches:

VOLVO XC70 year: **2008** → with and without Keyless System programme No: **144** from: **2013-07-04**

connector 15 pin															connector 8 pin								connector 10 pin																															
OUT	OUT	OUT	OUT	OUT	OUT	OUT	OUT	OUT	OUT	OUT	OUT	OUT	OUT	OUT	+	-	CAN H	CAN L	CAN H	CAN L	OUT +/-	OUT +/-	OUT	IN	IN	IN	IN	IN	IN	IN	IN	IN	IN	IN																				
Driver door sensor	Passengers door sensor	Trunk sense	Hood sense	Factory alarm++	Armed state	Lock factory remote	Unlock factory remote	Switches combination	Hand brake	Speed 10kmph	Engine run	Engine speed (RPM)	Ignition	Key in ignition	PWR +12V	GND	CAN1-H	CAN1-L	CAN2-H	CAN2-L	Alter. control blinkers	Alt. contr. centr. lock.	Foot brake	Drivers door opening sim.	Stop engine	Start engine	Comfort closure	Trunk release	All doors unlock	Driver door unlock	All doors lock	Turn signal control	Contr. of factory alarm	Contr.c.lock. when ign.is on																				
1	2	3	4	5	6	7	8	9	10	11	12	13	14	15	1	2	3	4	5	6	7	8	1	2	3	4	5	6	7	8	9	10	+	+	+	+	+	+	+	+	+	+	+	+	+	+	+	+	+	+	+	+	+	+

Comments: Function "All doors unlock" opens driver's door or all doors depends from car MENU settings.

Switches:

VOLVO XC70 year: **2005** → programme No: **124** from: **2013-10-11**

connector 15 pin															connector 8 pin								connector 10 pin																															
OUT	OUT	OUT	OUT	OUT	OUT	OUT	OUT	OUT	OUT	OUT	OUT	OUT	OUT	OUT	+	-	CAN H	CAN L	CAN H	CAN L	OUT +/-	OUT +/-	OUT	IN	IN	IN	IN	IN	IN	IN	IN	IN	IN	IN																				
Driver door sensor	Passengers door sensor	Trunk sense	Hood sense	Factory alarm++	Armed state	Lock factory remote	Unlock factory remote	Switches combination	Hand brake	Speed 10kmph	Engine run	Engine speed (RPM)	Ignition	Key in ignition	PWR +12V	GND	CAN1-H	CAN1-L	CAN2-H	CAN2-L	Alter. control blinkers	Alt. contr. centr. lock.	Foot brake	Drivers door opening sim.	Stop engine	Start engine	Comfort closure	Trunk release	All doors unlock	Driver door unlock	All doors lock	Turn signal control	Contr. of factory alarm	Contr.c.lock. when ign.is on																				
1	2	3	4	5	6	7	8	9	10	11	12	13	14	15	1	2	3	4	5	6	7	8	1	2	3	4	5	6	7	8	9	10	+	+	+	+	+	+	+	+	+	+	+	+	+	+	+	+	+	+	+	+	+	+

Comments:

Switches:

VOLVO XC90 year: 2005 → programme No: 124 from: 2013-06-11

connector 15 pin															connector 8 pin								connector 10 pin											
OUT	OUT	OUT	OUT	OUT	OUT	OUT	OUT	OUT	OUT	OUT	OUT	OUT	OUT	OUT	+	-	CAN H	CAN L	CAN H	CAN L	OUT +/-	OUT +/-	OUT	IN	IN	IN	IN	IN	IN	IN	IN	IN	IN	IN
Driver door sensor	Passengers door sensor	Trunk sense	Hood sense	Factory alarm++	Armed state	Lock factory remote	Unlock factory remote	Switches combination	Hand brake	Speed 10kmph	Engine run	Engine speed (RPM)	Ignition	Key in ignition	PWR +12V	GND	CAN1-H	CAN1-L	CAN2-H	CAN2-L	Alter. control blinkers	Alt. contr. centr. lock.	Foot brake	Drivers door opening sim.	Stop engine	Start engine	Comfort closure	Trunk release	All doors unlock	Driver door unlock	All doors lock	Turn signal control		
1	2	3	4	5	6	7	8	9	10	11	12	13	14	15	1	2	3	4	5	6	7	8	1	2	3	4	5	6	7	8	9	10		
+	+	+	-	+	+	+	+	+	+	+	+	+	+	+	+	+	+	+	-	-	+	-	+	+	3	4	5	+	+	-	+	+	+	

Comments:

Switches:

VOLVO XC90 year: 2003 → programme No: 134 from: 2013-03-13

connector 15 pin															connector 8 pin								connector 10 pin											
OUT	OUT	OUT	OUT	OUT	OUT	OUT	OUT	OUT	OUT	OUT	OUT	OUT	OUT	OUT	+	-	CAN H	CAN L	CAN H	CAN L	OUT +/-	OUT +/-	OUT	IN	IN	IN	IN	IN	IN	IN	IN	IN	IN	IN
Driver door sensor	Passengers door sensor	Trunk sense	Hood sense	Factory alarm++	Armed state	Lock factory remote	Unlock factory remote	Switches combination	Hand brake	Speed 10kmph	Engine run	Engine speed (RPM)	Ignition	Key in ignition	PWR +12V	GND	CAN1-H	CAN1-L	CAN2-H	CAN2-L	Alter. control blinkers	Alt. contr. centr. lock.	Foot brake	Drivers door opening sim.	Stop engine	Start engine	Comfort closure	Trunk release	All doors unlock	Driver door unlock	All doors lock	Turn signal control		
1	2	3	4	5	6	7	8	9	10	11	12	13	14	15	1	2	3	4	5	6	7	8	1	2	3	4	5	6	7	8	9	10		
+	+	+	-	+	+	+	+	+	+	+	+	+	+	+	+	+	+	+	-	-	+	-	+	+	3	4	5	+	+	-	+	+	+	

Comments:

Switches:

VW AMAROK (2H) year: 2010 → programme No: 176 from: 2013-10-18

connector 15 pin															connector 8 pin								connector 10 pin											
OUT	OUT	OUT	OUT	OUT	OUT	OUT	OUT	OUT	OUT	OUT	OUT	OUT	OUT	OUT	+	-	CAN H	CAN L	CAN H	CAN L	OUT +/-	OUT +/-	OUT	IN	IN	IN	IN	IN	IN	IN	IN	IN	IN	IN
Driver door sensor	Passengers door sensor	Trunk sense	Hood sense	Factory alarm++	Armed state	Lock factory remote	Unlock factory remote	Switches combination	Hand brake	Speed 10kmph	Engine run	Engine speed (RPM)	Ignition	Key in ignition	PWR +12V	GND	CAN1-H	CAN1-L	CAN2-H	CAN2-L	Alter. control blinkers	Alt. contr. centr. lock.	Foot brake	Drivers door opening sim.	Stop engine	Start engine	Comfort closure	Trunk release	All doors unlock	Driver door unlock	All doors lock	Turn signal control		
1	2	3	4	5	6	7	8	9	10	11	12	13	14	15	1	2	3	4	5	6	7	8	1	2	3	4	5	6	7	8	9	10		
+	+	+	+	+	+	+	+	+	+	+	+	+	+	+	+	+	+	+	+	+	+	-	+	+	3	4	5	+	+	-	+	+	+	

Comments:

Switches:

VW CADDY (2K) year: 2010 → with and without Keyless System programme No: 173 from: 2013-06-25

connector 15 pin															connector 8 pin								connector 10 pin											
OUT	OUT	OUT	OUT	OUT	OUT	OUT	OUT	OUT	OUT	OUT	OUT	OUT	OUT	OUT	+	-	CAN H	CAN L	CAN H	CAN L	OUT +/-	OUT +/-	OUT	IN	IN	IN	IN	IN	IN	IN	IN	IN	IN	IN
Driver door sensor	Passengers door sensor	Trunk sense	Hood sense	Factory alarm++	Armed state	Lock factory remote	Unlock factory remote	Switches combination	Hand brake	Speed 10kmph	Engine run	Engine speed (RPM)	Ignition	Key in ignition	PWR +12V	GND	CAN1-H	CAN1-L	CAN2-H	CAN2-L	Alter. control blinkers	Alt. contr. centr. lock.	Foot brake	Drivers door opening sim.	Stop engine	Start engine	Comfort closure	Trunk release	All doors unlock	Driver door unlock	All doors lock	Turn signal control		
1	2	3	4	5	6	7	8	9	10	11	12	13	14	15	1	2	3	4	5	6	7	8	1	2	3	4	5	6	7	8	9	10		
+	+	+	+	+	+	+	+	+	+	+	+	+	+	+	+	+	+	+	+	+	+	-	+	+	3	4	5	+	+	-	+	+	+	

Comments: Function "Trunk release" works only with central locking opened.

Switches:

VW CADDY (2K) year: 2004 → programme No: 111 from: 2013-03-13

connector 15 pin															connector 8 pin								connector 10 pin											
OUT	OUT	OUT	OUT	OUT	OUT	OUT	OUT	OUT	OUT	OUT	OUT	OUT	OUT	OUT	+	-	CAN H	CAN L	CAN H	CAN L	OUT +/-	OUT +/-	OUT	IN	IN	IN	IN	IN	IN	IN	IN	IN	IN	IN
Driver door sensor	Passengers door sensor	Trunk sense	Hood sense	Factory alarm++	Armed state	Lock factory remote	Unlock factory remote	Switches combination	Hand brake	Speed 10kmph	Engine run	Engine speed (RPM)	Ignition	Key in ignition	PWR +12V	GND	CAN1-H	CAN1-L	CAN2-H	CAN2-L	Alter. control blinkers	Alt. contr. centr. lock.	Foot brake	Drivers door opening sim.	Stop engine	Start engine	Comfort closure	Trunk release	All doors unlock	Driver door unlock	All doors lock	Turn signal control		
1	2	3	4	5	6	7	8	9	10	11	12	13	14	15	1	2	3	4	5	6	7	8	1	2	3	4	5	6	7	8	9	10		
+	+	+	+	+	+	+	+	+	+	+	+	+	+	+	+	+	+	+	+	+	+	-	+	+	3	4	5	+	+	-	+	+	+	

Comments:

Switches:

VW CARAVELLE (7H)															year: 2003 →	programme №: 161										from: 2013-03-13									
connector 15 pin															connector 8 pin								connector 10 pin												
OUT	OUT	OUT	OUT	OUT	OUT	OUT	OUT	OUT	OUT	OUT	OUT	OUT	OUT	OUT	+	-	CAN H	CAN L	CAN H	CAN L	CAN L	OUT +/-	OUT +/-	OUT	IN	IN	IN	IN	IN	IN	IN	IN	IN	IN	IN
Driver door sensor	Passengers door sensor	Trunk sense	Hood sense	Factory alarm++	Armed state	Lock factory remote	Unlock factory remote	Switches combination	Hand brake	Speed 10kmph	Engine run	Engine speed (RPM)	Ignition	Key in ignition	PWR +12V	GND	CAN1-H	CAN1-L	CAN2-H	CAN2-L	Alter. control blinkers	Alt. contr. centr. lock.	Foot brake	Drivers door opening sim.	Stop engine	Start engine	Comfort closure	Trunk release	All doors unlock	Driver door unlock	All doors lock	Turn signal control			
1	2	3	4	5	6	7	8	9	10	11	12	13	14	15	1	2	3	4	5	6	7	8	1	2	3	4	5	6	7	8	9	10			
+	+	+	+	+	+	+	+	+	+	+	+	+	+	+	+	+	+	+	+	+	+	+	+	+	+	+	+	+	+	+	+	+			

Comments: When the car is closed with factory remote control, "All doors unlock" function does not work.

Switches:

VW CARAVELLE GP (7H)															year: 2010 →	programme №: 176										from: 2013-10-18								
connector 15 pin															connector 8 pin								connector 10 pin											
OUT	OUT	OUT	OUT	OUT	OUT	OUT	OUT	OUT	OUT	OUT	OUT	OUT	OUT	OUT	+	-	CAN H	CAN L	CAN H	CAN L	OUT +/-	OUT +/-	OUT	IN	IN	IN	IN	IN	IN	IN	IN	IN	IN	IN
Driver door sensor	Passengers door sensor	Trunk sense	Hood sense	Factory alarm++	Armed state	Lock factory remote	Unlock factory remote	Switches combination	Hand brake	Speed 10kmph	Engine run	Engine speed (RPM)	Ignition	Key in ignition	PWR +12V	GND	CAN1-H	CAN1-L	CAN2-H	CAN2-L	Alter. control blinkers	Alt. contr. centr. lock.	Foot brake	Drivers door opening sim.	Stop engine	Start engine	Comfort closure	Trunk release	All doors unlock	Driver door unlock	All doors lock	Turn signal control		
1	2	3	4	5	6	7	8	9	10	11	12	13	14	15	1	2	3	4	5	6	7	8	1	2	3	4	5	6	7	8	9	10		
+	+	+	+	+	+	+	+	+	+	+	+	+	+	+	+	+	+	+	+	+	+	+	+	+	+	+	+	+	+	+	+	+		

Comments:

Switches:

VW CRAFTER (2E)															year: 2006 →	with and without Keyless System										programme №: 164	from: 2013-09-11							
connector 15 pin															connector 8 pin								connector 10 pin											
OUT	OUT	OUT	OUT	OUT	OUT	OUT	OUT	OUT	OUT	OUT	OUT	OUT	OUT	OUT	+	-	CAN H	CAN L	CAN H	CAN L	OUT +/-	OUT +/-	OUT	IN	IN	IN	IN	IN	IN	IN	IN	IN	IN	IN
Driver door sensor	Passengers door sensor	Trunk sense	Hood sense	Factory alarm++	Armed state	Lock factory remote	Unlock factory remote	Switches combination	Hand brake	Speed 10kmph	Engine run	Engine speed (RPM)	Ignition	Key in ignition	PWR +12V	GND	CAN1-H	CAN1-L	CAN2-H	CAN2-L	Alter. control blinkers	Alt. contr. centr. lock.	Foot brake	Drivers door opening sim.	Stop engine	Start engine	Comfort closure	Trunk release	All doors unlock	Driver door unlock	All doors lock	Turn signal control		
1	2	3	4	5	6	7	8	9	10	11	12	13	14	15	1	2	3	4	5	6	7	8	1	2	3	4	5	6	7	8	9	10		
+	+	+	+	+	+	+	+	+	+	+	+	+	+	+	+	+	+	+	+	+	+	+	+	+	+	+	+	+	+	+	+	+		

Comments:

Switches:

VW EOS (1F)															year: 2006 →	with and without Keyless System										programme №: 111	from: 2013-03-13							
connector 15 pin															connector 8 pin								connector 10 pin											
OUT	OUT	OUT	OUT	OUT	OUT	OUT	OUT	OUT	OUT	OUT	OUT	OUT	OUT	OUT	+	-	CAN H	CAN L	CAN H	CAN L	OUT +/-	OUT +/-	OUT	IN	IN	IN	IN	IN	IN	IN	IN	IN	IN	IN
Driver door sensor	Passengers door sensor	Trunk sense	Hood sense	Factory alarm++	Armed state	Lock factory remote	Unlock factory remote	Switches combination	Hand brake	Speed 10kmph	Engine run	Engine speed (RPM)	Ignition	Key in ignition	PWR +12V	GND	CAN1-H	CAN1-L	CAN2-H	CAN2-L	Alter. control blinkers	Alt. contr. centr. lock.	Foot brake	Drivers door opening sim.	Stop engine	Start engine	Comfort closure	Trunk release	All doors unlock	Driver door unlock	All doors lock	Turn signal control		
1	2	3	4	5	6	7	8	9	10	11	12	13	14	15	1	2	3	4	5	6	7	8	1	2	3	4	5	6	7	8	9	10		
+	+	+	+	+	+	+	+	+	+	+	+	+	+	+	+	+	+	+	+	+	+	+	+	+	+	+	+	+	+	+	+	+		

Comments: Function "Trunk release" works only with central locking opened.

Switches:

VW GOLF 7 (AU)															year: 2013 →	with and without Keyless System										programme №: 391	from: 2013-09-02							
connector 15 pin															connector 8 pin								connector 10 pin											
OUT	OUT	OUT	OUT	OUT	OUT	OUT	OUT	OUT	OUT	OUT	OUT	OUT	OUT	OUT	+	-	CAN H	CAN L	CAN H	CAN L	OUT +/-	OUT +/-	OUT	IN	IN	IN	IN	IN	IN	IN	IN	IN	IN	IN
Driver door sensor	Passengers door sensor	Trunk sense	Hood sense	Factory alarm++	Armed state	Lock factory remote	Unlock factory remote	Switches combination	Hand brake	Speed 10kmph	Engine run	Engine speed (RPM)	Ignition	Key in ignition	PWR +12V	GND	CAN1-H	CAN1-L	CAN2-H	CAN2-L	Alter. control blinkers	Alt. contr. centr. lock.	Foot brake	Drivers door opening sim.	Stop engine	Start engine	Comfort closure	Trunk release	All doors unlock	Driver door unlock	All doors lock	Turn signal control		
1	2	3	4	5	6	7	8	9	10	11	12	13	14	15	1	2	3	4	5	6	7	8	1	2	3	4	5	6	7	8	9	10		
+	+	+	+	+	+	+	+	+	+	+	+	+	+	+	+	+	+	+	+	+	+	+	+	+	+	+	+	+	+	+	+	+		

Comments:

Switches:

VW GOLF 6 (1K)

year: 2008 →

with and without Keyless System

programme No: 173

from: 2013-06-25



connector 15 pin														
OUT	OUT	OUT	OUT	OUT	OUT	OUT	OUT	OUT	OUT	OUT	OUT	OUT	OUT	OUT
Driver door sensor	Passengers door sensor	Trunk sense	Hood sense	Factory alarm++	Armed state	Lock factory remote	Unlock factory remote	Switches combination	Hand brake	Speed 10kmph	Engine run	Engine speed (RPM)	Ignition	Key in ignition
1	2	3	4	5	6	7	8	9	10	11	12	13	14	15
+	+	+	+	+	+	+	+	+	+	+	+	+	+	+

connector 8 pin							
+	-	CAN H	CAN L	CAN H	CAN L	OUT +/-	OUT +/-
PWR +12V	GND	CAN1-H	CAN1-L	CAN2-H	CAN2-L	Alter. control blinkers	Alt. contr. centr. lock.
1	2	3	4	5	6	7	8
+	+	+	+	+	+	+	+

connector 10 pin									
OUT	IN	IN	IN	IN	IN	IN	IN	IN	IN
Foot brake	Drivers door opening sim.	Stop engine	Start engine	Comfort closure	Trunk release	All doors unlock	Driver door unlock	All doors lock	Turn signal control
1	2	3	4	5	6	7	8	9	10
+	+	+	+	+	+	+	+	+	+

Contr. of factory alarm	Contr.c.lock. when ign.is on
-------------------------	------------------------------

Comments: Function "Trunk release" works only with central locking opened.

Switches:  

VW GOLF 5 (1K)

year: 2004 →

programme No: 111

from: 2013-03-13



connector 15 pin														
OUT	OUT	OUT	OUT	OUT	OUT	OUT	OUT	OUT	OUT	OUT	OUT	OUT	OUT	OUT
Driver door sensor	Passengers door sensor	Trunk sense	Hood sense	Factory alarm++	Armed state	Lock factory remote	Unlock factory remote	Switches combination	Hand brake	Speed 10kmph	Engine run	Engine speed (RPM)	Ignition	Key in ignition
1	2	3	4	5	6	7	8	9	10	11	12	13	14	15
+	+	+	+	+	+	+	+	+	+	+	+	+	+	+

connector 8 pin							
+	-	CAN H	CAN L	CAN H	CAN L	OUT +/-	OUT +/-
PWR +12V	GND	CAN1-H	CAN1-L	CAN2-H	CAN2-L	Alter. control blinkers	Alt. contr. centr. lock.
1	2	3	4	5	6	7	8
+	+	+	+	+	+	+	+

connector 10 pin									
OUT	IN	IN	IN	IN	IN	IN	IN	IN	IN
Foot brake	Drivers door opening sim.	Stop engine	Start engine	Comfort closure	Trunk release	All doors unlock	Driver door unlock	All doors lock	Turn signal control
1	2	3	4	5	6	7	8	9	10
+	+	+	+	+	+	+	+	+	+

Contr. of factory alarm	Contr.c.lock. when ign.is on
-------------------------	------------------------------

Comments: Function "Trunk release" works only with central locking opened.

Switches:  

VW GOLF 5 (1K)

year: 2004 →

programme No: 262

from: 2013-03-13



connector 15 pin														
OUT	OUT	OUT	OUT	OUT	OUT	OUT	OUT	OUT	OUT	OUT	OUT	OUT	OUT	OUT
Driver door sensor	Passengers door sensor	Trunk sense	Hood sense	Factory alarm++	Armed state	Lock factory remote	Unlock factory remote	Switches combination	Hand brake	Speed 10kmph	Engine run	Engine speed (RPM)	Ignition	Key in ignition
1	2	3	4	5	6	7	8	9	10	11	12	13	14	15
+	+	+	+	+	+	+	+	+	+	+	+	+	+	+

connector 8 pin							
+	-	CAN H	CAN L	CAN H	CAN L	OUT +/-	OUT +/-
PWR +12V	GND	CAN1-H	CAN1-L	CAN2-H	CAN2-L	Alter. control blinkers	Alt. contr. centr. lock.
1	2	3	4	5	6	7	8
+	+	+	+	+	+	+	+

connector 10 pin									
OUT	IN	IN	IN	IN	IN	IN	IN	IN	IN
Foot brake	Drivers door opening sim.	Stop engine	Start engine	Comfort closure	Trunk release	All doors unlock	Driver door unlock	All doors lock	Turn signal control
1	2	3	4	5	6	7	8	9	10
+	+	+	+	+	+	+	+	+	+

Contr. of factory alarm	Contr.c.lock. when ign.is on
-------------------------	------------------------------

Comments: Function "Trunk release" works only with central locking opened.

Switches:  

VW GOLF 4 (1J)

year: 2002 →

programme No: 111

from: 2013-03-13



connector 15 pin														
OUT	OUT	OUT	OUT	OUT	OUT	OUT	OUT	OUT	OUT	OUT	OUT	OUT	OUT	OUT
Driver door sensor	Passengers door sensor	Trunk sense	Hood sense	Factory alarm++	Armed state	Lock factory remote	Unlock factory remote	Switches combination	Hand brake	Speed 10kmph	Engine run	Engine speed (RPM)	Ignition	Key in ignition
1	2	3	4	5	6	7	8	9	10	11	12	13	14	15
+	+	+	+	+	+	+	+	+	+	+	+	+	+	+

connector 8 pin							
+	-	CAN H	CAN L	CAN H	CAN L	OUT +/-	OUT +/-
PWR +12V	GND	CAN1-H	CAN1-L	CAN2-H	CAN2-L	Alter. control blinkers	Alt. contr. centr. lock.
1	2	3	4	5	6	7	8
+	+	+	+	+	+	+	+

connector 10 pin									
OUT	IN	IN	IN	IN	IN	IN	IN	IN	IN
Foot brake	Drivers door opening sim.	Stop engine	Start engine	Comfort closure	Trunk release	All doors unlock	Driver door unlock	All doors lock	Turn signal control
1	2	3	4	5	6	7	8	9	10
+	+	+	+	+	+	+	+	+	+

Contr. of factory alarm	Contr.c.lock. when ign.is on
-------------------------	------------------------------

Comments: Function "Trunk release" works only with central locking opened.

Switches:  

VW GOLF 4 (1J)

year: 1998 →

programme No: 165

from: 2013-03-13



connector 15 pin														
OUT	OUT	OUT	OUT	OUT	OUT	OUT	OUT	OUT	OUT	OUT	OUT	OUT	OUT	OUT
Driver door sensor	Passengers door sensor	Trunk sense	Hood sense	Factory alarm++	Armed state	Lock factory remote	Unlock factory remote	Switches combination	Hand brake	Speed 10kmph	Engine run	Engine speed (RPM)	Ignition	Key in ignition
1	2	3	4	5	6	7	8	9	10	11	12	13	14	15
+	+	+	+	+	+	+	+	+	+	+	+	+	+	+

connector 8 pin							
+	-	CAN H	CAN L	CAN H	CAN L	OUT +/-	OUT +/-
PWR +12V	GND	CAN1-H	CAN1-L	CAN2-H	CAN2-L	Alter. control blinkers	Alt. contr. centr. lock.
1	2	3	4	5	6	7	8
+	+	+	+	+	+	+	+

connector 10 pin									
OUT	IN	IN	IN	IN	IN	IN	IN	IN	IN
Foot brake	Drivers door opening sim.	Stop engine	Start engine	Comfort closure	Trunk release	All doors unlock	Driver door unlock	All doors lock	Turn signal control
1	2	3	4	5	6	7	8	9	10
+	+	+	+	+	+	+	+	+	+

Contr. of factory alarm	Contr.c.lock. when ign.is on
-------------------------	------------------------------

Comments: Function "Trunk release" works only with central locking opened.

Switches:  

VW JETTA (1K)															year: 2010 →	with and without Keyless System								programme No: 173	from: 2013-06-25									
connector 15 pin															connector 8 pin								connector 10 pin											
OUT	OUT	OUT	OUT	OUT	OUT	OUT	OUT	OUT	OUT	OUT	OUT	OUT	OUT	OUT	+	-	CAN H	CAN L	CAN H	CAN L	OUT +/-	OUT +/-	OUT	IN	IN	IN	IN	IN	IN	IN	IN	IN		
Driver door sensor	Passengers door sensor	Trunk sense	Hood sense	Factory alarm++	Armed state	Lock factory remote	Unlock factory remote	Switches combination	Hand brake	Speed 10kmph	Engine run	Engine speed (RPM)	Ignition	Key in ignition	PWR +12V	GND	CAN1-H	CAN1-L	CAN2-H	CAN2-L	Alter. control blinkers	Alt. contr. centr. lock.	Foot brake	Drivers door opening sim.	Stop engine	Start engine	Comfort closure	Trunk release	All doors unlock	Driver door unlock	All doors lock	Turn signal control	Contr. of factory alarm	Contr. c.lock. when ign.is on
1	2	3	4	5	6	7	8	9	10	11	12	13	14	15	1	2	3	4	5	6	7	8	1	2	3	4	5	6	7	8	9	10		
+	+	+	+	+	+	+	+	+	+	+	+	+	+	+	+	+	+	+	+	+	+	+	+	+	+	+	+	+	+	+	+	+		
Comments:															Function "Trunk release" works only with central locking opened.																			
Switches:															<input checked="" type="checkbox"/> <input checked="" type="checkbox"/>																			

VW JETTA (1K)															year: 2005 →									programme No: 111	from: 2013-03-13									
connector 15 pin															connector 8 pin								connector 10 pin											
OUT	OUT	OUT	OUT	OUT	OUT	OUT	OUT	OUT	OUT	OUT	OUT	OUT	OUT	OUT	+	-	CAN H	CAN L	CAN H	CAN L	OUT +/-	OUT +/-	OUT	IN	IN	IN	IN	IN	IN	IN	IN	IN		
Driver door sensor	Passengers door sensor	Trunk sense	Hood sense	Factory alarm++	Armed state	Lock factory remote	Unlock factory remote	Switches combination	Hand brake	Speed 10kmph	Engine run	Engine speed (RPM)	Ignition	Key in ignition	PWR +12V	GND	CAN1-H	CAN1-L	CAN2-H	CAN2-L	Alter. control blinkers	Alt. contr. centr. lock.	Foot brake	Drivers door opening sim.	Stop engine	Start engine	Comfort closure	Trunk release	All doors unlock	Driver door unlock	All doors lock	Turn signal control	Contr. of factory alarm	Contr. c.lock. when ign.is on
1	2	3	4	5	6	7	8	9	10	11	12	13	14	15	1	2	3	4	5	6	7	8	1	2	3	4	5	6	7	8	9	10		
+	+	+	+	+	+	+	+	+	+	+	+	+	+	+	+	+	+	+	+	+	+	+	+	+	+	+	+	+	+	+	+	+		
Comments:															Function "Trunk release" works only with central locking opened.																			
Switches:															<input checked="" type="checkbox"/> <input checked="" type="checkbox"/>																			

VW MULTIVAN (7H)															year: 2003 →									programme No: 161	from: 2013-03-13									
connector 15 pin															connector 8 pin								connector 10 pin											
OUT	OUT	OUT	OUT	OUT	OUT	OUT	OUT	OUT	OUT	OUT	OUT	OUT	OUT	OUT	+	-	CAN H	CAN L	CAN H	CAN L	OUT +/-	OUT +/-	OUT	IN	IN	IN	IN	IN	IN	IN	IN	IN		
Driver door sensor	Passengers door sensor	Trunk sense	Hood sense	Factory alarm++	Armed state	Lock factory remote	Unlock factory remote	Switches combination	Hand brake	Speed 10kmph	Engine run	Engine speed (RPM)	Ignition	Key in ignition	PWR +12V	GND	CAN1-H	CAN1-L	CAN2-H	CAN2-L	Alter. control blinkers	Alt. contr. centr. lock.	Foot brake	Drivers door opening sim.	Stop engine	Start engine	Comfort closure	Trunk release	All doors unlock	Driver door unlock	All doors lock	Turn signal control	Contr. of factory alarm	Contr. c.lock. when ign.is on
1	2	3	4	5	6	7	8	9	10	11	12	13	14	15	1	2	3	4	5	6	7	8	1	2	3	4	5	6	7	8	9	10		
+	+	+	+	+	+	+	+	+	+	+	+	+	+	+	+	+	+	+	+	+	+	+	+	+	+	+	+	+	+	+	+	+		
Comments:															When the car is closed with factory remote control, "All doors unlock" function does not work when the central locking is open, "Trunk release" way-in opens and closes rear passenger doors.																			
Switches:															<input type="checkbox"/> <input type="checkbox"/>																			

VW MULTIVAN GP (7H)															year: 2010 →									programme No: 176	from: 2013-10-18									
connector 15 pin															connector 8 pin								connector 10 pin											
OUT	OUT	OUT	OUT	OUT	OUT	OUT	OUT	OUT	OUT	OUT	OUT	OUT	OUT	OUT	+	-	CAN H	CAN L	CAN H	CAN L	OUT +/-	OUT +/-	OUT	IN	IN	IN	IN	IN	IN	IN	IN	IN		
Driver door sensor	Passengers door sensor	Trunk sense	Hood sense	Factory alarm++	Armed state	Lock factory remote	Unlock factory remote	Switches combination	Hand brake	Speed 10kmph	Engine run	Engine speed (RPM)	Ignition	Key in ignition	PWR +12V	GND	CAN1-H	CAN1-L	CAN2-H	CAN2-L	Alter. control blinkers	Alt. contr. centr. lock.	Foot brake	Drivers door opening sim.	Stop engine	Start engine	Comfort closure	Trunk release	All doors unlock	Driver door unlock	All doors lock	Turn signal control	Contr. of factory alarm	Contr. c.lock. when ign.is on
1	2	3	4	5	6	7	8	9	10	11	12	13	14	15	1	2	3	4	5	6	7	8	1	2	3	4	5	6	7	8	9	10		
+	+	+	+	+	+	+	+	+	+	+	+	+	+	+	+	+	+	+	+	+	+	+	+	+	+	+	+	+	+	+	+	+		
Comments:																																		
Switches:															<input checked="" type="checkbox"/> <input checked="" type="checkbox"/>																			

VW NEW BEETLE (1C / 9C)															year: 2002 →									programme No: 166	from: 2013-03-13									
connector 15 pin															connector 8 pin								connector 10 pin											
OUT	OUT	OUT	OUT	OUT	OUT	OUT	OUT	OUT	OUT	OUT	OUT	OUT	OUT	OUT	+	-	CAN H	CAN L	CAN H	CAN L	OUT +/-	OUT +/-	OUT	IN	IN	IN	IN	IN	IN	IN	IN	IN		
Driver door sensor	Passengers door sensor	Trunk sense	Hood sense	Factory alarm++	Armed state	Lock factory remote	Unlock factory remote	Switches combination	Hand brake	Speed 10kmph	Engine run	Engine speed (RPM)	Ignition	Key in ignition	PWR +12V	GND	CAN1-H	CAN1-L	CAN2-H	CAN2-L	Alter. control blinkers	Alt. contr. centr. lock.	Foot brake	Drivers door opening sim.	Stop engine	Start engine	Comfort closure	Trunk release	All doors unlock	Driver door unlock	All doors lock	Turn signal control	Contr. of factory alarm	Contr. c.lock. when ign.is on
1	2	3	4	5	6	7	8	9	10	11	12	13	14	15	1	2	3	4	5	6	7	8	1	2	3	4	5	6	7	8	9	10		
+	+	+	+	+	+	+	+	+	+	+	+	+	+	+	+	+	+	+	+	+	+	+	+	+	+	+	+	+	+	+	+	+		
Comments:																																		
Switches:															<input checked="" type="checkbox"/> <input checked="" type="checkbox"/>																			

VW PASSAT CC (3C) year: **2012** → with and without Keyless System programme No: **173** from: **2013-06-25**

connector 15 pin															connector 8 pin								connector 10 pin																					
OUT	OUT	OUT	OUT	OUT	OUT	OUT	OUT	OUT	OUT	OUT	OUT	OUT	OUT	OUT	+	-	CAN H	CAN L	CAN H	CAN L	OUT +/-	OUT +/-	OUT	IN	IN	IN	IN	IN	IN	IN	IN	IN	IN	IN										
Driver door sensor	Passengers door sensor	Trunk sense	Hood sense	Factory alarm++	Armed state	Lock factory remote	Unlock factory remote	Switches combination	Hand brake	Speed 10kmph	Engine run	Engine speed (RPM)	Ignition	Key in ignition	PWR +12V	GND	CAN1-H	CAN1-L	CAN2-H	CAN2-L	Alter. control blinkers	Alt. contr. centr. lock.	Foot brake	Drivers door opening sim.	Stop engine	Start engine	Comfort closure	Trunk release	All doors unlock	Driver door unlock	All doors lock	Turn signal control	Contr. of factory alarm	Contr.c.lock. when ign.is on										
1	2	3	4	5	6	7	8	9	10	11	12	13	14	15	1	2	3	4	5	6	7	8	1	2	3	4	5	6	7	8	9	10	1	2	3	4	5	6	7	8	9	10		
+	+	+	+	+	+	+	+	+	+	+	+	+	+	+	+	+	+	+	+	+	+	+	+	+	+	+	+	+	+	+	+	+	+	+	+	+	+	+	+	+	+	+	+	+

Comments:

Switches:

VW PASSAT CC (3C) year: **2009** → with and without Keyless System programme No: **111** from: **2013-03-13**

connector 15 pin															connector 8 pin								connector 10 pin																					
OUT	OUT	OUT	OUT	OUT	OUT	OUT	OUT	OUT	OUT	OUT	OUT	OUT	OUT	OUT	+	-	CAN H	CAN L	CAN H	CAN L	OUT +/-	OUT +/-	OUT	IN	IN	IN	IN	IN	IN	IN	IN	IN	IN	IN										
Driver door sensor	Passengers door sensor	Trunk sense	Hood sense	Factory alarm++	Armed state	Lock factory remote	Unlock factory remote	Switches combination	Hand brake	Speed 10kmph	Engine run	Engine speed (RPM)	Ignition	Key in ignition	PWR +12V	GND	CAN1-H	CAN1-L	CAN2-H	CAN2-L	Alter. control blinkers	Alt. contr. centr. lock.	Foot brake	Drivers door opening sim.	Stop engine	Start engine	Comfort closure	Trunk release	All doors unlock	Driver door unlock	All doors lock	Turn signal control	Contr. of factory alarm	Contr.c.lock. when ign.is on										
1	2	3	4	5	6	7	8	9	10	11	12	13	14	15	1	2	3	4	5	6	7	8	1	2	3	4	5	6	7	8	9	10	1	2	3	4	5	6	7	8	9	10		
+	+	+	+	+	+	+	+	+	+	+	+	+	+	+	+	+	+	+	+	+	+	+	+	+	+	+	+	+	+	+	+	+	+	+	+	+	+	+	+	+	+	+	+	+

Comments: Function "Trunk release" works only with central locking opened.

Switches:

VW PHAETON (3D) year: **2003** → with and without Keyless System programme No: **122** from: **2013-03-13**

connector 15 pin															connector 8 pin								connector 10 pin																					
OUT	OUT	OUT	OUT	OUT	OUT	OUT	OUT	OUT	OUT	OUT	OUT	OUT	OUT	OUT	+	-	CAN H	CAN L	CAN H	CAN L	OUT +/-	OUT +/-	OUT	IN	IN	IN	IN	IN	IN	IN	IN	IN	IN	IN										
Driver door sensor	Passengers door sensor	Trunk sense	Hood sense	Factory alarm++	Armed state	Lock factory remote	Unlock factory remote	Switches combination	Hand brake	Speed 10kmph	Engine run	Engine speed (RPM)	Ignition	Key in ignition	PWR +12V	GND	CAN1-H	CAN1-L	CAN2-H	CAN2-L	Alter. control blinkers	Alt. contr. centr. lock.	Foot brake	Drivers door opening sim.	Stop engine	Start engine	Comfort closure	Trunk release	All doors unlock	Driver door unlock	All doors lock	Turn signal control	Contr. of factory alarm	Contr.c.lock. when ign.is on										
1	2	3	4	5	6	7	8	9	10	11	12	13	14	15	1	2	3	4	5	6	7	8	1	2	3	4	5	6	7	8	9	10	1	2	3	4	5	6	7	8	9	10		
+	+	+	+	+	+	+	+	+	+	+	+	+	+	+	+	+	+	+	+	+	+	+	+	+	+	+	+	+	+	+	+	+	+	+	+	+	+	+	+	+	+	+	+	+

Comments:

Switches:

VW POLO (61) year: **2011** → with and without Keyless System programme No: **262** from: **2013-03-13**

connector 15 pin															connector 8 pin								connector 10 pin																					
OUT	OUT	OUT	OUT	OUT	OUT	OUT	OUT	OUT	OUT	OUT	OUT	OUT	OUT	OUT	+	-	CAN H	CAN L	CAN H	CAN L	OUT +/-	OUT +/-	OUT	IN	IN	IN	IN	IN	IN	IN	IN	IN	IN	IN										
Driver door sensor	Passengers door sensor	Trunk sense	Hood sense	Factory alarm++	Armed state	Lock factory remote	Unlock factory remote	Switches combination	Hand brake	Speed 10kmph	Engine run	Engine speed (RPM)	Ignition	Key in ignition	PWR +12V	GND	CAN1-H	CAN1-L	CAN2-H	CAN2-L	Alter. control blinkers	Alt. contr. centr. lock.	Foot brake	Drivers door opening sim.	Stop engine	Start engine	Comfort closure	Trunk release	All doors unlock	Driver door unlock	All doors lock	Turn signal control	Contr. of factory alarm	Contr.c.lock. when ign.is on										
1	2	3	4	5	6	7	8	9	10	11	12	13	14	15	1	2	3	4	5	6	7	8	1	2	3	4	5	6	7	8	9	10	1	2	3	4	5	6	7	8	9	10		
+	+	+	+	+	+	+	+	+	+	+	+	+	+	+	+	+	+	+	+	+	+	+	+	+	+	+	+	+	+	+	+	+	+	+	+	+	+	+	+	+	+	+	+	+

Comments:

Switches:

VW POLO (6R) year: **2009** → with and without Keyless System programme No: **176** from: **2013-10-18**

connector 15 pin															connector 8 pin								connector 10 pin																					
OUT	OUT	OUT	OUT	OUT	OUT	OUT	OUT	OUT	OUT	OUT	OUT	OUT	OUT	OUT	+	-	CAN H	CAN L	CAN H	CAN L	OUT +/-	OUT +/-	OUT	IN	IN	IN	IN	IN	IN	IN	IN	IN	IN	IN										
Driver door sensor	Passengers door sensor	Trunk sense	Hood sense	Factory alarm++	Armed state	Lock factory remote	Unlock factory remote	Switches combination	Hand brake	Speed 10kmph	Engine run	Engine speed (RPM)	Ignition	Key in ignition	PWR +12V	GND	CAN1-H	CAN1-L	CAN2-H	CAN2-L	Alter. control blinkers	Alt. contr. centr. lock.	Foot brake	Drivers door opening sim.	Stop engine	Start engine	Comfort closure	Trunk release	All doors unlock	Driver door unlock	All doors lock	Turn signal control	Contr. of factory alarm	Contr.c.lock. when ign.is on										
1	2	3	4	5	6	7	8	9	10	11	12	13	14	15	1	2	3	4	5	6	7	8	1	2	3	4	5	6	7	8	9	10	1	2	3	4	5	6	7	8	9	10		
+	+	+	+	+	+	+	+	+	+	+	+	+	+	+	+	+	+	+	+	+	+	+	+	+	+	+	+	+	+	+	+	+	+	+	+	+	+	+	+	+	+	+	+	+

Comments:

Switches:

VW POLO (9N)															year: 2005 →								programme No: 161										from: 2013-03-13					
connector 15 pin															connector 8 pin								connector 10 pin															
OUT	OUT	OUT	OUT	OUT	OUT	OUT	OUT	OUT	OUT	OUT	OUT	OUT	OUT	OUT	+	-	CAN H	CAN L	CAN H	CAN L	OUT +/-	OUT +/-	OUT	IN	IN	IN	IN	IN	IN	IN	IN	IN	IN	IN	IN	IN		
Driver door sensor	Passengers door sensor	Trunk sense	Hood sense	Factory alarm++	Armed state	Lock factory remote	Unlock factory remote	Switches combination	Hand brake	Speed 10kmph	Engine run	Engine speed (RPM)	Ignition	Key in ignition	PWR +12V	GND	CAN1-H	CAN1-L	CAN2-H	CAN2-L	Alter. control blinkers	Alt. contr. centr. lock.	Foot brake	Drivers door opening sim.	Stop engine	Start engine	Comfort closure	Trunk release	All doors unlock	Driver door unlock	All doors lock	Turn signal control	Contr. of factory alarm	Contr.c.lock. when ign.is on				
1	2	3	4	5	6	7	8	9	10	11	12	13	14	15	1	2	3	4	5	6	7	8	1	2	3	4	5	6	7	8	9	10						
+	+	+	+	+	+	+	+	+	+	+	+	+	+	+	+	+	+	+	+	+	+	+	+	+	+	+	+	+	+	+	+	+						
Comments:															When the car is closed with factory remote control, "All doors unlock" function does not work.																							
Switches:																																						

VW SCIROCCO (13)															year: 2010 →								with and without Keyless System										programme No: 173		from: 2013-06-25	
connector 15 pin															connector 8 pin								connector 10 pin													
OUT	OUT	OUT	OUT	OUT	OUT	OUT	OUT	OUT	OUT	OUT	OUT	OUT	OUT	OUT	+	-	CAN H	CAN L	CAN H	CAN L	OUT +/-	OUT +/-	OUT	IN	IN	IN	IN	IN	IN	IN	IN	IN	IN	IN		
Driver door sensor	Passengers door sensor	Trunk sense	Hood sense	Factory alarm++	Armed state	Lock factory remote	Unlock factory remote	Switches combination	Hand brake	Speed 10kmph	Engine run	Engine speed (RPM)	Ignition	Key in ignition	PWR +12V	GND	CAN1-H	CAN1-L	CAN2-H	CAN2-L	Alter. control blinkers	Alt. contr. centr. lock.	Foot brake	Drivers door opening sim.	Stop engine	Start engine	Comfort closure	Trunk release	All doors unlock	Driver door unlock	All doors lock	Turn signal control	Contr. of factory alarm	Contr.c.lock. when ign.is on		
1	2	3	4	5	6	7	8	9	10	11	12	13	14	15	1	2	3	4	5	6	7	8	1	2	3	4	5	6	7	8	9	10				
+	+	+	+	+	+	+	+	+	+	+	+	+	+	+	+	+	+	+	+	+	+	+	+	+	+	+	+	+	+	+	+	+				
Comments:															Function "Trunk release" works only with central locking opened.																					
Switches:																																				



VW SCIROCCO (13)															year: 2008 →								with and without Keyless System										programme No: 111		from: 2013-03-13	
connector 15 pin															connector 8 pin								connector 10 pin													
OUT	OUT	OUT	OUT	OUT	OUT	OUT	OUT	OUT	OUT	OUT	OUT	OUT	OUT	OUT	+	-	CAN H	CAN L	CAN H	CAN L	OUT +/-	OUT +/-	OUT	IN	IN	IN	IN	IN	IN	IN	IN	IN	IN	IN		
Driver door sensor	Passengers door sensor	Trunk sense	Hood sense	Factory alarm++	Armed state	Lock factory remote	Unlock factory remote	Switches combination	Hand brake	Speed 10kmph	Engine run	Engine speed (RPM)	Ignition	Key in ignition	PWR +12V	GND	CAN1-H	CAN1-L	CAN2-H	CAN2-L	Alter. control blinkers	Alt. contr. centr. lock.	Foot brake	Drivers door opening sim.	Stop engine	Start engine	Comfort closure	Trunk release	All doors unlock	Driver door unlock	All doors lock	Turn signal control	Contr. of factory alarm	Contr.c.lock. when ign.is on		
1	2	3	4	5	6	7	8	9	10	11	12	13	14	15	1	2	3	4	5	6	7	8	1	2	3	4	5	6	7	8	9	10				
+	+	+	+	+	+	+	+	+	+	+	+	+	+	+	+	+	+	+	+	+	+	+	+	+	+	+	+	+	+	+	+	+				
Comments:																																				
Switches:																																				

VW SHARAN (7N)															year: 2010 →								with and without Keyless System										programme No: 173		from: 2013-06-25	
connector 15 pin															connector 8 pin								connector 10 pin													
OUT	OUT	OUT	OUT	OUT	OUT	OUT	OUT	OUT	OUT	OUT	OUT	OUT	OUT	OUT	+	-	CAN H	CAN L	CAN H	CAN L	OUT +/-	OUT +/-	OUT	IN	IN	IN	IN	IN	IN	IN	IN	IN	IN	IN		
Driver door sensor	Passengers door sensor	Trunk sense	Hood sense	Factory alarm++	Armed state	Lock factory remote	Unlock factory remote	Switches combination	Hand brake	Speed 10kmph	Engine run	Engine speed (RPM)	Ignition	Key in ignition	PWR +12V	GND	CAN1-H	CAN1-L	CAN2-H	CAN2-L	Alter. control blinkers	Alt. contr. centr. lock.	Foot brake	Drivers door opening sim.	Stop engine	Start engine	Comfort closure	Trunk release	All doors unlock	Driver door unlock	All doors lock	Turn signal control	Contr. of factory alarm	Contr.c.lock. when ign.is on		
1	2	3	4	5	6	7	8	9	10	11	12	13	14	15	1	2	3	4	5	6	7	8	1	2	3	4	5	6	7	8	9	10				
+	+	+	+	+	+	+	+	+	+	+	+	+	+	+	+	+	+	+	+	+	+	+	+	+	+	+	+	+	+	+	+	+				
Comments:															Function "Trunk release" works only with central locking opened in some cars output "Window roll-down" and "Comfort closure" may not work																					
Switches:																																				

VW T5 (7H)															year: 2003 →								programme No: 161										from: 2013-03-13			
connector 15 pin															connector 8 pin								connector 10 pin													
OUT	OUT	OUT	OUT	OUT	OUT	OUT	OUT	OUT	OUT	OUT	OUT	OUT	OUT	OUT	+	-	CAN H	CAN L	CAN H	CAN L	OUT +/-	OUT +/-	OUT	IN	IN	IN	IN	IN	IN	IN	IN	IN	IN	IN		
Driver door sensor	Passengers door sensor	Trunk sense	Hood sense	Factory alarm++	Armed state	Lock factory remote	Unlock factory remote	Switches combination	Hand brake	Speed 10kmph	Engine run	Engine speed (RPM)	Ignition	Key in ignition	PWR +12V	GND	CAN1-H	CAN1-L	CAN2-H	CAN2-L	Alter. control blinkers	Alt. contr. centr. lock.	Foot brake	Drivers door opening sim.	Stop engine	Start engine	Comfort closure	Trunk release	All doors unlock	Driver door unlock	All doors lock	Turn signal control	Contr. of factory alarm	Contr.c.lock. when ign.is on		
1	2	3	4	5	6	7	8	9	10	11	12	13	14	15	1	2	3	4	5	6	7	8	1	2	3	4	5	6	7	8	9	10				
+	+	+	+	+	+	+	+	+	+	+	+	+	+	+	+	+	+	+	+	+	+	+	+	+	+	+	+	+	+	+	+	+				
Comments:															When the car is closed with factory remote control, "All doors unlock" function does not work.																					
Switches:																																				



VW T5 GP (7H)															year: 2010 →	programme №: 176								from: 2013-10-18									
connector 15 pin															connector 8 pin								connector 10 pin										
OUT	OUT	OUT	OUT	OUT	OUT	OUT	OUT	OUT	OUT	OUT	OUT	OUT	OUT	OUT	+	-	CAN H	CAN L	CAN H	CAN L	OUT +/-	OUT +/-	OUT	IN	IN	IN	IN	IN	IN	IN	IN	IN	IN
Driver door sensor	Passengers door sensor	Trunk sense	Hood sense	Factory alarm++	Armed state	Lock factory remote	Unlock factory remote	Switches combination	Hand brake	Speed 10kmph	Engine run	Engine speed (RPM)	Ignition	Key in ignition	PWR +12V	GND	CAN1-H	CAN1-L	CAN2-H	CAN2-L	Alter. control blinkers	Alt. contr. centr. lock.	Foot brake	Drivers door opening sim.	Stop engine	Start engine	Comfort closure	Trunk release	All doors unlock	Driver door unlock	All doors lock	Turn signal control	
1	2	3	4	5	6	7	8	9	10	11	12	13	14	15	1	2	3	4	5	6	7	8	1	2	3	4	5	6	7	8	9	10	
+	+	+	+	+	+	+	+	+	+	+	+	+	+	+	+	+	+	+	+	+	+	+	+	+	+	+	+	+	+	+	+	+	

Comments:

Switches:  



VW TIGUAN (5N)															year: 2010 →	with and without Keyless System								programme №: 173	from: 2013-06-25								
connector 15 pin															connector 8 pin								connector 10 pin										
OUT	OUT	OUT	OUT	OUT	OUT	OUT	OUT	OUT	OUT	OUT	OUT	OUT	OUT	OUT	+	-	CAN H	CAN L	CAN H	CAN L	OUT +/-	OUT +/-	OUT	IN	IN	IN	IN	IN	IN	IN	IN	IN	IN
Driver door sensor	Passengers door sensor	Trunk sense	Hood sense	Factory alarm++	Armed state	Lock factory remote	Unlock factory remote	Switches combination	Hand brake	Speed 10kmph	Engine run	Engine speed (RPM)	Ignition	Key in ignition	PWR +12V	GND	CAN1-H	CAN1-L	CAN2-H	CAN2-L	Alter. control blinkers	Alt. contr. centr. lock.	Foot brake	Drivers door opening sim.	Stop engine	Start engine	Comfort closure	Trunk release	All doors unlock	Driver door unlock	All doors lock	Turn signal control	
1	2	3	4	5	6	7	8	9	10	11	12	13	14	15	1	2	3	4	5	6	7	8	1	2	3	4	5	6	7	8	9	10	
+	+	+	+	+	+	+	+	+	+	+	+	+	+	+	+	+	+	+	+	+	+	+	+	+	+	+	+	+	+	+	+	+	

Comments: Function "Trunk release" works only with central locking opened.

Switches:  



VW TIGUAN (5N)															year: 2007 →	with and without Keyless System								programme №: 111	from: 2013-03-13								
connector 15 pin															connector 8 pin								connector 10 pin										
OUT	OUT	OUT	OUT	OUT	OUT	OUT	OUT	OUT	OUT	OUT	OUT	OUT	OUT	OUT	+	-	CAN H	CAN L	CAN H	CAN L	OUT +/-	OUT +/-	OUT	IN	IN	IN	IN	IN	IN	IN	IN	IN	IN
Driver door sensor	Passengers door sensor	Trunk sense	Hood sense	Factory alarm++	Armed state	Lock factory remote	Unlock factory remote	Switches combination	Hand brake	Speed 10kmph	Engine run	Engine speed (RPM)	Ignition	Key in ignition	PWR +12V	GND	CAN1-H	CAN1-L	CAN2-H	CAN2-L	Alter. control blinkers	Alt. contr. centr. lock.	Foot brake	Drivers door opening sim.	Stop engine	Start engine	Comfort closure	Trunk release	All doors unlock	Driver door unlock	All doors lock	Turn signal control	
1	2	3	4	5	6	7	8	9	10	11	12	13	14	15	1	2	3	4	5	6	7	8	1	2	3	4	5	6	7	8	9	10	
+	+	+	+	+	+	+	+	+	+	+	+	+	+	+	+	+	+	+	+	+	+	+	+	+	+	+	+	+	+	+	+	+	

Comments: Function "Trunk release" works only with central locking opened.

Switches:  



VW TOUAREG (7P)															year: 2010 →	with and without Keyless System								programme №: 273	from: 2013-03-13								
connector 15 pin															connector 8 pin								connector 10 pin										
OUT	OUT	OUT	OUT	OUT	OUT	OUT	OUT	OUT	OUT	OUT	OUT	OUT	OUT	OUT	+	-	CAN H	CAN L	CAN H	CAN L	OUT +/-	OUT +/-	OUT	IN	IN	IN	IN	IN	IN	IN	IN	IN	IN
Driver door sensor	Passengers door sensor	Trunk sense	Hood sense	Factory alarm++	Armed state	Lock factory remote	Unlock factory remote	Switches combination	Hand brake	Speed 10kmph	Engine run	Engine speed (RPM)	Ignition	Key in ignition	PWR +12V	GND	CAN1-H	CAN1-L	CAN2-H	CAN2-L	Alter. control blinkers	Alt. contr. centr. lock.	Foot brake	Drivers door opening sim.	Stop engine	Start engine	Comfort closure	Trunk release	All doors unlock	Driver door unlock	All doors lock	Turn signal control	
1	2	3	4	5	6	7	8	9	10	11	12	13	14	15	1	2	3	4	5	6	7	8	1	2	3	4	5	6	7	8	9	10	
+	+	+	+	+	+	+	+	+	+	+	+	+	+	+	+	+	+	+	+	+	+	+	+	+	+	+	+	+	+	+	+	+	

Comments: When the car is closed with factory remote control, "Trunk release" & "All doors unlock" function does not work.

Switches:  

VW TOUAREG (7L)															year: 2003 →	with and without Keyless System								programme №: 122	from: 2013-03-13								
connector 15 pin															connector 8 pin								connector 10 pin										
OUT	OUT	OUT	OUT	OUT	OUT	OUT	OUT	OUT	OUT	OUT	OUT	OUT	OUT	OUT	+	-	CAN H	CAN L	CAN H	CAN L	OUT +/-	OUT +/-	OUT	IN	IN	IN	IN	IN	IN	IN	IN	IN	IN
Driver door sensor	Passengers door sensor	Trunk sense	Hood sense	Factory alarm++	Armed state	Lock factory remote	Unlock factory remote	Switches combination	Hand brake	Speed 10kmph	Engine run	Engine speed (RPM)	Ignition	Key in ignition	PWR +12V	GND	CAN1-H	CAN1-L	CAN2-H	CAN2-L	Alter. control blinkers	Alt. contr. centr. lock.	Foot brake	Drivers door opening sim.	Stop engine	Start engine	Comfort closure	Trunk release	All doors unlock	Driver door unlock	All doors lock	Turn signal control	
1	2	3	4	5	6	7	8	9	10	11	12	13	14	15	1	2	3	4	5	6	7	8	1	2	3	4	5	6	7	8	9	10	
+	+	+	+	+	+	+	+	+	+	+	+	+	+	+	+	+	+	+	+	+	+	+	+	+	+	+	+	+	+	+	+	+	

Comments:

Switches:  

VW TOURAN (1T)															year: 2010 →	with and without Keyless System								programme №: 173	from: 2013-06-25											
connector 15 pin															connector 8 pin								connector 10 pin													
OUT	OUT	OUT	OUT	OUT	OUT	OUT	OUT	OUT	OUT	OUT	OUT	OUT	OUT	OUT	+	-	CAN H	CAN L	CAN H	CAN L	OUT +/-	OUT +/-	OUT	IN	IN	IN	IN	IN	IN	IN	IN	IN	IN	IN		
Driver door sensor	Passengers door sensor	Trunk sense	Hood sense	Factory alarm++	Armed state	Lock factory remote	Unlock factory remote	Switches combination	Hand brake	Speed 10kmph	Engine run	Engine speed (RPM)	Ignition	Key in ignition	PWR +12V	GND	CAN1-H	CAN1-L	CAN2-H	CAN2-L	Alter. control blinkers	Alt. contr. centr. lock.	Foot brake	Drivers door opening sim.	Stop engine	Start engine	Comfort closure	Trunk release	All doors unlock	Driver door unlock	All doors lock	Turn signal control	Contr. of factory alarm	Contr. c.lock. when ign.is on		
1	2	3	4	5	6	7	8	9	10	11	12	13	14	15	1	2	3	4	5	6	7	8	1	2	3	4	5	6	7	8	9	10				
+	+	+	+	+	+	+	+	+	+	+	+	+	+	+	+	+	+	+	+	+	+	+	+	+	+	+	+	+	+	+	+	+				
Comments:															Function "Trunk release" works only with central locking opened.																					
Switches:																																				














VW TOURAN (1T)															year: 2003 →									programme №: 111	from: 2013-03-13											
connector 15 pin															connector 8 pin								connector 10 pin													
OUT	OUT	OUT	OUT	OUT	OUT	OUT	OUT	OUT	OUT	OUT	OUT	OUT	OUT	OUT	+	-	CAN H	CAN L	CAN H	CAN L	OUT +/-	OUT +/-	OUT	IN	IN	IN	IN	IN	IN	IN	IN	IN	IN	IN		
Driver door sensor	Passengers door sensor	Trunk sense	Hood sense	Factory alarm++	Armed state	Lock factory remote	Unlock factory remote	Switches combination	Hand brake	Speed 10kmph	Engine run	Engine speed (RPM)	Ignition	Key in ignition	PWR +12V	GND	CAN1-H	CAN1-L	CAN2-H	CAN2-L	Alter. control blinkers	Alt. contr. centr. lock.	Foot brake	Drivers door opening sim.	Stop engine	Start engine	Comfort closure	Trunk release	All doors unlock	Driver door unlock	All doors lock	Turn signal control	Contr. of factory alarm	Contr. c.lock. when ign.is on		
1	2	3	4	5	6	7	8	9	10	11	12	13	14	15	1	2	3	4	5	6	7	8	1	2	3	4	5	6	7	8	9	10				
+	+	+	+	+	+	+	+	+	+	+	+	+	+	+	+	+	+	+	+	+	+	+	+	+	+	+	+	+	+	+	+	+				
Comments:															Function "Trunk release" works only with central locking opened.																					
Switches:																																				

VW TRANSPORTER (7H)															year: 2003 →									programme №: 161	from: 2013-03-13											
connector 15 pin															connector 8 pin								connector 10 pin													
OUT	OUT	OUT	OUT	OUT	OUT	OUT	OUT	OUT	OUT	OUT	OUT	OUT	OUT	OUT	+	-	CAN H	CAN L	CAN H	CAN L	OUT +/-	OUT +/-	OUT	IN	IN	IN	IN	IN	IN	IN	IN	IN	IN	IN		
Driver door sensor	Passengers door sensor	Trunk sense	Hood sense	Factory alarm++	Armed state	Lock factory remote	Unlock factory remote	Switches combination	Hand brake	Speed 10kmph	Engine run	Engine speed (RPM)	Ignition	Key in ignition	PWR +12V	GND	CAN1-H	CAN1-L	CAN2-H	CAN2-L	Alter. control blinkers	Alt. contr. centr. lock.	Foot brake	Drivers door opening sim.	Stop engine	Start engine	Comfort closure	Trunk release	All doors unlock	Driver door unlock	All doors lock	Turn signal control	Contr. of factory alarm	Contr. c.lock. when ign.is on		
1	2	3	4	5	6	7	8	9	10	11	12	13	14	15	1	2	3	4	5	6	7	8	1	2	3	4	5	6	7	8	9	10				
+	+	+	+	+	+	+	+	+	+	+	+	+	+	+	+	+	+	+	+	+	+	+	+	+	+	+	+	+	+	+	+	+				
Comments:															When the car is closed with factory remote control, "All doors unlock" function does not work.																					
Switches:																																				

VW TRANSPORTER GP (7H)															year: 2010 →									programme №: 176	from: 2013-10-18											
connector 15 pin															connector 8 pin								connector 10 pin													
OUT	OUT	OUT	OUT	OUT	OUT	OUT	OUT	OUT	OUT	OUT	OUT	OUT	OUT	OUT	+	-	CAN H	CAN L	CAN H	CAN L	OUT +/-	OUT +/-	OUT	IN	IN	IN	IN	IN	IN	IN	IN	IN	IN	IN		
Driver door sensor	Passengers door sensor	Trunk sense	Hood sense	Factory alarm++	Armed state	Lock factory remote	Unlock factory remote	Switches combination	Hand brake	Speed 10kmph	Engine run	Engine speed (RPM)	Ignition	Key in ignition	PWR +12V	GND	CAN1-H	CAN1-L	CAN2-H	CAN2-L	Alter. control blinkers	Alt. contr. centr. lock.	Foot brake	Drivers door opening sim.	Stop engine	Start engine	Comfort closure	Trunk release	All doors unlock	Driver door unlock	All doors lock	Turn signal control	Contr. of factory alarm	Contr. c.lock. when ign.is on		
1	2	3	4	5	6	7	8	9	10	11	12	13	14	15	1	2	3	4	5	6	7	8	1	2	3	4	5	6	7	8	9	10				
+	+	+	+	+	+	+	+	+	+	+	+	+	+	+	+	+	+	+	+	+	+	+	+	+	+	+	+	+	+	+	+	+				
Comments:																																				
Switches:																																				

Legend:

	VOLUME UP		VOLUME DOWN		UP
	DOWN		RIGHT		LEFT
	FFW		RRW		HIGHER GEAR
	LOWER GEAR		SUSPENSION UP		SUSPENSION DOWN
	WEBASTO		ESP_OFF		ECO
	SPORT		SRC		TOUR
	READ		RESET		MODE
	OK		MENU		MENU OUT
	HAND BRAKE		FOOT BRAKE		ACCELERATOR

- | | | |
|---|---|--|
|  FRONT LEFT DOOR WINDOW |  FRONT RIGHT DOOR WINDOW |  REAR RIGHT DOOR WINDOW |
|  REAR LEFT DOOR WINDOW |  CANCEL CRUISE |  CRUISE |
|  RESUME CRUISE |  SET CRUISE |  ASL |
|  SPEAKERPHONE |  CALL |  END CALL |
|  MUTE | | |